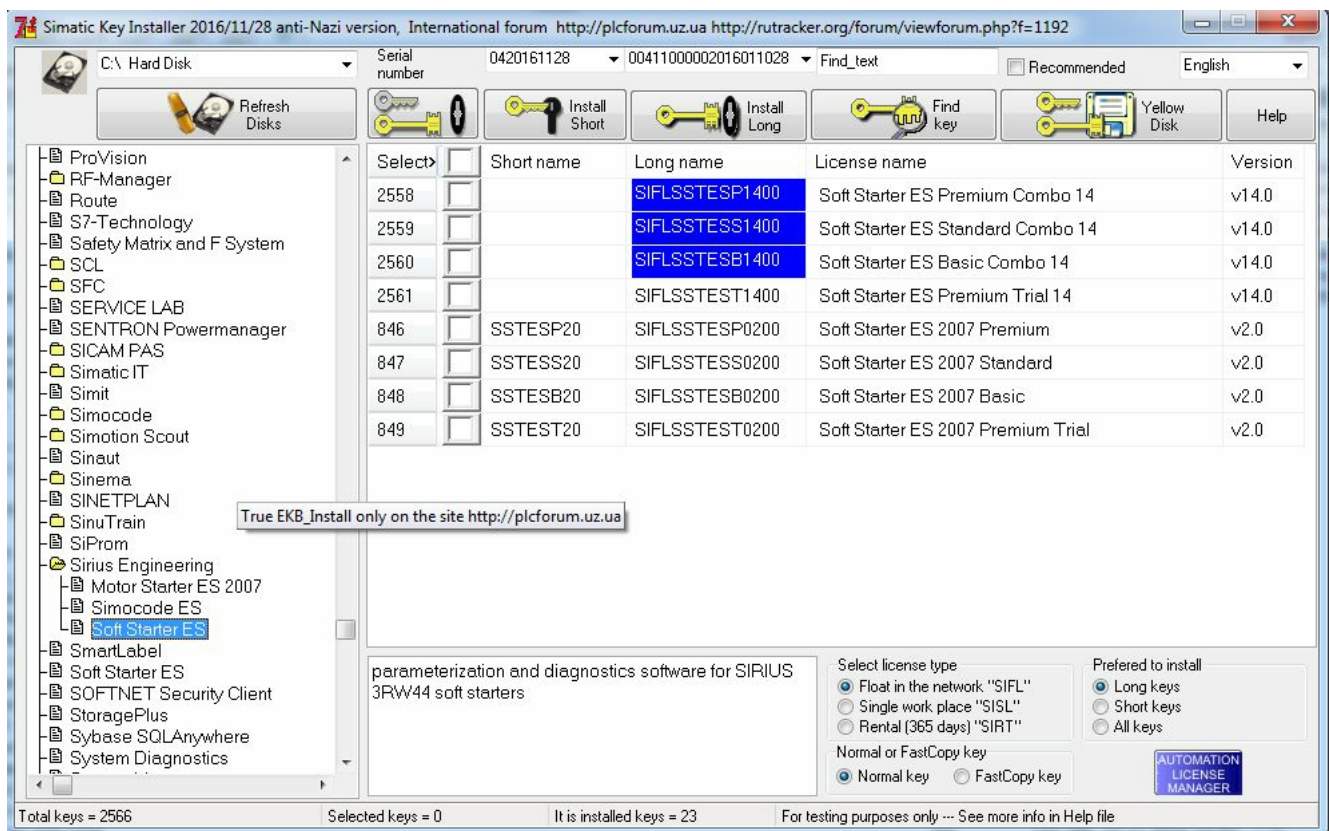


EKB Installer

© 2017 <http://plcforum.uz.ua/viewtopic.php?f=30&t=218>



Title page 1

Use for home traning only

by <http://plcforum.uz.ua/viewtopic.php?f=30&t=218>

*The original version only on <http://plcforum.uz.ua/> -> About keys and Yellow Disk
<http://plcforum.uz.ua/viewtopic.php?f=30&t=218>*

EKB Installer

© 2017 <http://plcforum.uz.ua/viewtopic.php?f=30&t=218>

All rights not reserved.

This program is not designed for use at work place - in an age of Stuxnet/Duqu/Flame can not trust anyone, and under the guise of this program, you can slip the malicious program.

Special thanks to:

All the people who contributed to this programm and send keys

Table of Contents

Foreword	13
Part I English	16
1 Introduction.....	20
2 What is the difference between authorizations and license keys?.....	21
3 We shall install keys later.....	23
4 Language.....	24
5 Required keys.....	24
Recommended	26
Missing keys	26
Bundle keys	26
6 Displaying the Installed License Keys.....	27
7 Select key.....	28
8 Find key.....	28
9 Unknown keys.....	29
10 Popup menu.....	29
11 FastCopy keys v3.0.....	29
12 Installing License Keys.....	30
Old Siemens.exe	31
Type of key	33
CAL license	36
Installation of Trial keys	36
Remove Trial keys (official).....	36
Removal of Trial keys and their traces.....	40
13 Check of keys after installation.....	42
14 License Number.....	42
15 Select disk.....	43
16 Yellow disk.....	44
17 Yellow Flash.....	47
18 ALM	48
19 transferring a license key to a PC without floppy disk drive.....	49
20 Multikey.....	50
21 Problems.....	50
key_for_PCS7_v8.0	50
PCS7 v8.0 and key9999	51
License concept PCS 7 V7	54
Problems with PCS7 v7	55
New keys	55
List index out of bounds	55
Problems with ALM v3.0 HF3	57
Problems with ALM v5.0	57
BATCH	58

CFC: AS License key for engineering	59
Route Control	61
Problems with WinCC	62
WinCC: the number of process objects	65
WinCC: the number of archive values	66
WinCC CAS	67
WinCC Maintenance station	67
WinCC Demo mode	69
Problems with WinCC Archive v6.2	70
I need SIUPA9WRC5--3 POWERPACK (upgrade) KEY ?	71
Program required key after installation of key	72
About EKBBackup CRC Error	72

Part II Russian

76

1	80
2	81
3	82
CAL license	83
4	84
5	84
6	85
.....	86
.....	87
.....	87
7	88
Siemens.exe	90
.....	91
.....	92
8	94
9	95
10	95
.....	95
T	95
.....	96
.....	96
.....	97
.....	98
11 Yellow Disk.....	98
12 Yellow Flash.....	101
13 FastCopy keys v3.0.....	103
14 Multikey.....	103
15	104
.....	104
ALM v3.0 HF3	106
ALM v5.0	106
.....	107
WinCC Demo mode	109
SIUPA9WRC5--3 POWERPACK (upgrade) ?	111

.....	112
EKBBackup CRC Error	112
License concept PCS 7 V7	114
License concept PCS 7 V8.0	115
PCS7 v8.0	117

Part III Francais 120

1 IntoductionF.....	121
2 Nous tablirons les cl s plus tard.....	122
3 Type de licence.....	123
4 Num ro de licence.....	124
5 Required keys.....	124
6 Unknow keys.....	126
7 desactiver la Trial Licence.....	126
Install Trial keys	129
Remove Trial keys	130
8 Siemens.exe.....	130
9 transferring a license key to a PC without floppy disk drive.....	131

Part IV Italiano 134

1 Intoducione.....	134
2 We shall install keys later.....	135
3 Tipo di licenza.....	136
4 Numero di licenza.....	137
5 Chiavi necessari.....	138
6 Installazione di chiavi di licenza.....	139
7 Unknow keys.....	140
8 disattivare la Trial License.....	140
9 Siemens.exe.....	143
10 trasferire la chiave di licenza su una PC senza drive per dischetti.....	145

Part V Espanol 148

1 IntoductionE.....	149
2 Estableceremos las llaves tarde.....	150
3 Tipo de licencia.....	151
4 N° de licencia.....	153
5 Required keys.....	153
6 Encontrar la llave.....	155
7 Install key.....	156
8 Yellow Disk.....	157
9 Export table	159
10 Unknow keys.....	159

11	desactivar la licencia de prueba.....	159
	Install Trial keys	163
	Remove Trial keys	164
12	Siemens.exe.....	164
13	transferir una licencia a un PC que no dispone de disquetera.....	165

Part VI Deutsche 168

1	IntoductionG.....	169
2	Wir werden die Schl ssel sp ter aufstellen.....	171
3	Lizenz-Typ.....	172
4	Lizenznummer.....	173
5	Required keys.....	174
6	Installieren von License Keys.....	175
7	Yellow Disk.....	177
8	Unknow keys.....	179
9	Wie kann die Trial License deaktiviert werden.....	179
	Install Trial keys	182
	Remove Trial keys	183
10	Siemens.exe.....	183
11	Lizenz-Schlüssel auf einem PC ohne Diskettenlaufwerk zu transferieren.....	185

Part VII Portuguese 188

1	Introducion.....	189
2	We shall install keys later.....	190
3	Numero de Licenca.....	191
4	Required keys.....	192
5	Instalacao de Chaves de Licenca.....	193
6	Siemens.exe.....	195
7	Nao conhece chaves.....	195

Part VIII Chinese 198

Part IX Key list 202

1	Step7.....	240
2	Step7 Professional.....	240
3	Step7 Basic v10.5 (TIA Portal).....	241
	TIA Portal v10.5 RUS	242
4	BATCH.....	243
5	Braumat.....	244
6	CEMAT	245
7	CFC.....	248

CFC Download Warning	248
8 DocPro.....	251
9 D7-SYS.....	251
10 iMAP.....	251
11 S7-GRAPH.....	252
12 Logon.....	252
Logon Rus	252
13 Maintenance.....	252
Maintenance Station 2009	252
Maintenance Station 2007	253
Maintenance PCS 7.1	254
14 Modular Safety System ES 2008.....	255
15 Motor Starter.....	255
16 Net	256
Net 2008 v8.1	260
Net 2008 v7.1	261
NET 2007 v7.0	262
NET 2006 v6.4	263
Net 2005 and <	264
Which license do you need for S7 REDCONNECT?	264
FAQ Russian	266
17 PDiagn.....	267
18 PDM.....	267
19 PID	269
20 PCS7.....	270
PCS7 v8.0	273
PCS7 v7.1	280
PCS7 v7.0	281
PCS 7 V7.0 licensing model.....	283
KeySet pcs7 v7.0 ES.....	286
KeySet pcs7 v7.0 Asset ES.....	287
KeySet pcs7 v7.0 Client.....	287
KeySet pcs7 v7.0 Asset RT 100 PO.....	287
KeySet pcs7 v7.0 SER RED PO2000.....	287
Configurable size of a PCS 7.....	288
PCS7 Russian.....	291
KeySet PCS7 v6.1	294
PCS7 v6.0	295
PCS7 v5.0	295
21 PLCSIM.....	295
22 PowerControl.....	295
23 ProTool.....	296
24 RF-Manager.....	296
25 Safety Matrix.....	297
26 SICAM PAS.....	297
27 Simatic IT.....	297
Production Suite	300

	PRS v6.1 SP1.....	302
	PRS v6.3.....	303
	Report Manager	304
	Historian	304
	Historian v6.1.....	306
	Historian v6.3.....	306
	Interspec	307
	Unilab	307
	Simatic IT Russian	307
	Production Suite Russian.....	307
	Production Suite.....	316
	SIMATIC IT Historian.....	319
	SIMATIC IT Historian.....	324
	SIMATIC IT Unilab.....	326
	SIMATIC IT Unilab.....	329
	SIMATIC IT Interspec.....	330
	SIMATIC IT Interspec.....	333
28	SIMOCODE ES.....	334
29	SIMOTION Scout.....	335
30	Sinaut.....	335
31	SINEMA.....	336
32	SinuTrain.....	337
33	SFC.....	338
34	SmartLabel.....	338
35	Telecontrol Server Basic.....	338
36	Teleservice.....	338
37	TIA Portal.....	339
	Step 7 Prof (2011)	339
	WinCC Flexible (2011)	339
	WinCC Prof (2011)	341
	Step 7 Safety (2011)	342
	PID Professional v11	343
38	Soft Starter.....	343
39	Visionscape.....	344
40	WinAC.....	345
41	WinAC MP.....	345
42	WinCC.....	346
	WinCC v7.2	348
	WinCC v7.0	354
	WinCC_v7_list.....	355
	WinCC v6.2	362
	WinCC 6.2 SP2.....	364
	WinCC 6.2 Russian.....	365
	WinCC/Server	368
	WinCC/Redundancy	368
	WinCC/Central Archive Server (CAS).....	368
	WinCC Archive.....	369
	WinCC/UserArchives	371
	WinCC/Web Navigator.....	372

WinCC/Dat@Monitor.....	372
IndustrialDataBridge.....	377
WinCC/Connectivity Pack.....	378
WinCC/Maintenance Station 2007.....	378
WinCC/ODK	381
WinCC/Audit	381
WinCC /ChangeControl.....	383
WinCC/IndustrialX.....	384
WinCC/ProAgent.....	384
WinCC v6.0 SP4	384
WinCC v6.0 SP3	384
WinCC v6.0 SP2	384
WinCC v5.0	384
WinCC/DowntimeMonitor V1.0	384
WinCC/ProcessMonitor V1.0	385
43 WinCC Flexible.....	386
WinCC_Flexible 2008	387
WinCC_Flexible 2007	389
WinCC_Flexible 2005	390
WinCC_Flexible 2004	391

Part X Simatic Serial Number 394

1 Step5.....	394
2 Step7.....	394
3 Sinutrain.....	394
4 Simocode.....	394
5 WinAC RTX.....	395
6 WinCC.....	395
7 DriveES.....	395
8 Sybase SQL Anywhere.....	395
9 Help&Manual.....	395

Part XI Simatic IT 398

1 BusinessObjects_Enterprise_610_oem_76739.signed.key.xml.....	401
2 BusinessObjects_Enterprise_610_oem_134495.signed.key.xml.....	402

Part XII FAQ official 406

1 How do you store licenses on a server and protect them from unauthorized access?.....	406
2 How can you deactivate the Trial License when the message appears indicating that the Trial License has expired, although the Floating License has been installed?.....	412
3 How can you keep SIMATIC license files working and avoid loss of authorization?.....	416
4 How do you install, uninstall and upgrade authorizations?.....	420
5 How can you open the Automation License Manager when the message "No connection to the License Key Handler" appears?.....	423

6	What options are there for transferring a license key to a PC without floppy disk drive?.....	430
7	How can you use license keys that are located on a central computer (server) on a local computer?.....	430
8	How can you install the Automation License Manager when the installation in Windows 2000 is aborted with the message "Server service not active"?.....	432
9	Request for recovering authorizations of SIMATIC Industrial Software.....	435
10	What is the difference between authorizations and license keys?.....	436
11	STEP 7 V5.3 - User authorization by the Automation License Manager.....	437
12	Difference between ALM and SIMATIC Logon.....	439
13	STEP 7 V5.3 - notes on using STEP 7 License Keys.....	441
14	License concept PCS 7 V7.....	445
15	License concept PCS 7 V8.0.....	446
Part XIII Plugin for Total Commander		450
Part XIV How unpack files		454
Part XV About http://plcforum.uz.ua		458
1	About closed plc.net.ru.....	458
2	About closed SIMATIC.net.ru.....	459
Part XVI Premium Studio DVD		462
1	English.....	463
2	Russian.....	464
3	Deutsch.....	464
4	Francais.....	465
Part XVII Send keys		468
Part XVIII Stuxnet, Ququ, Flame		470
Index		471


Foreword

This is just another title page
placed between table of contents
and topics

Top Level Intro

This page is printed before a new
top-level chapter starts

Part



1 English

The original version only on <http://plcforum.uz.ua/> - some rogues began to circulate counterfeit with backdoors and viruses - check the MD5 checksum
romanian gypsy distribute dangerous fakes !!!

how to use <https://www.youtube.com/watch?v=SpR165EPMBY>

15/03/2010 closed by hoster <http://plc.net.ru> - today (2012) is FALSE site - name of the website
plc.net.ru is stolen from us
19/03/2010 reopened forum with links <http://www.plcforum.uz.ua>

perhaps we will change the name of the forum from UZ.UA
if this happens, then you can learn a new name on the forum <http://rutracker.org/forum/viewforum.php?f=1192>

for add keys send it to plcsim@mail.ru, plcnetru@mail.ru

**This program is not designed for use at work place
- in an age of Stuxnet/Duqu/Flame/WannaCrypt
can not trust anyone, and under the guise of this
program, you can slip the malicious program.**

**Sometimes I think I created a monster - do not put
the keys in the industrial facilities!**

PCS7 v8.0, TIA Poprtal, WinCC and key9999

Problems with new ALM v5

Simatic IT Business Objects Enterprise signed keys

Official FAQ

FastCopy keys v3.0

2598 keys

v2017.06.03 add info for Step7 v5.6 d94894697bcba56949fcf47590b8746f

*Sim_EKB_Install_2017_06_03.exe

v2017.04.13 internal for testing

v2017.04.03 - fake from CIA fakers
v2017.04.01 add some info for TIA, 80K RT Flexible 2008, Sinaut and optimized some keyset
75c14222a978ec85be055decd8fbee6d *Sim_EKB_Install_2017_04_01.exe
v2017.01.17 add some info for Panel 8d672a831dce6250d8feafe04f361557
*Sim_EKB_Install_2017_01_17.exe
v2017.01.14 add some info for IS PCS7 949ea884cc9b4f41a234c7e4e2883556
*Sim_EKB_Install_2017_01_14.exe

v2016.11.28 add one info for SoftStarter and Simocode 14 3af2df6969bd421718a2be9be3cb14cf
*Sim_EKB_Install_2016_11_28.exe
v2016.11.25 add one info for TIA Portal 57b9f7b47daf28f60caf1caa5e8cebc
*Sim_EKB_Install_2016_11_25.exe
v2016.11.11 add one info for SICAM 2f596982e0857a6addc0fce8ad5354d2
*Sim_EKB_Install_2016_11_11.exe
v2016.10.26 add one info for TIA Portal v14 191d03600f175d7697c9dabafc1925b6
*Sim_EKB_Install_2016_10_26.exe
v2016.10.11 add one info for TIA Portal v14 58d7b14c9dc7af6c7515296d9baac1c3
*Sim_EKB_2016_10_11_TIA14.exe
v2016.10.10 add some info for TIA Portal v14 bed8861d03f384e411e53b05cb999f48
*Sim_EKB_Install_2016_10_10_TIA14.exe
v2016.09.06 add some info for WinCC TeleControl 0317bb0bf48251acab72dab273411860
*Sim_EKB_Install_2016_09_06_TC.exe
v2016.08.16 internal for testing
v2016.07.16 add some info for WinCC WebNavigator v7.4 e190b1c240fe0908c2fc6085bbec413c
*Sim_EKB_Install_2016_07_16.exe
v2016.05.30 add some info for PCS7 v8.2 950187a0303ab55fb99d30eb46f006f3
*Sim_EKB_Install_2016_05_30_DM.exe
v2016.05.06 add some info for PCS7 v8.2 35e7872a5adf9e769ad06ec4151f1947
*Sim_EKB_Install_2016_05_06.exe
v2016.04.25 add some info for WinCC v7.4, PCS7 v8.2, TIA Portal v14
89e4224d5710ee2f1d656e5d3ea2c5c5 *Sim_EKB_2016_04_25_WinCC.exe
v2016.04.12 internal for testing
v2016.03.12 add some info for Sinutrain v4.7 bbda2902d765225085a378d0d3b78632
*Sim_EKB_Install_2016_03_12_Sinutrain.exe private for testing
v2015.11.24 add some info for Braumat v7.0, PDM v9.0 b34930d7d8f0dabf8f8e269aa89aa422
*Sim_EKB_Install_2015_11_14_Bramaut.exe private for testing
v2015.10.22 add some info for PCS7 8.1 SMART station 96440b85e6646e1722ac0387a17f37e3
*Sim_EKB_Install_2015_10_22.exe
v2015.10.21 add some info for SinuTrain v4.7 eee5018351d5d99606c00b41a9df2f0c
*Sim_EKB_Install_2015_10_21.exe
v2015.10.14 add some info for Audit v7.3 d767bea8610dc49141f57730853c7743
*Sim_EKB_Install_2015_10_14.exe
v2015.09.04 add some info for Software CPU 1507S //MD5: 589b2b79d3f67007e2ef613b81e411f6
*Sim_EKB_Install_2015_09_04.exe
v2015.08.31 add some info for Safety ES v1.0, Software CPU 1500S //MD5:
7938f4a9c3976c12566ebad1ea7da9bf *Sim_EKB_2015_08_31.exe
04.08 is romanian gypsy fake !!! plc.myforum.ro distribute dangerous fakes !!!
v2015.03.29 add some info for NET v13 //MD5: 542e0e7697460598cec371f5160b62be
v2015.02.10 add some info for Simocode v13 //MD5: 7d5f0a35915f39e0009635f750630adb
v2015.02.01 add some info for Cemat v8.0 //MD5: f4bea40978b125de557fa43845e8377e
v2014.12.27 add some info for Cemat v8.0 //MD5: c3d7b48a5c0c86a8cdcf4f8d64e29bab
v2014.11.11 add some info for PCS7 v8.1 //MD5: e8ad4a811d8a76ca39ff0ef12248e12f

v2014.11.09 add some info for PCS7 v8.1 //MD5: 50923874052344ddcf031a6a036a224f
 v2014.10.02 add some info for PCS7 v8.1 //MD5: 858cbee929bec0a41eb7f94391ce13f7
 09.19 is romanian gypsy fake !!! plc.myforum.ro distribute dangerous fakes !!!
 v2014.09.13 add some info for SinuTrain v4.5 //MD5: 8a788f25118e84f9f5a6cef6de486ff
 v2014.09.13 add some info for Simatic WinCC v7.3/v13, Scout v4.4 //MD5:
 91079d468dd72fa0e5a47f556e750539
 v2014.08.05 test for Scout v4.4 //MD5: 029d67e86ba859f2cc584c0076420a68
 08.01 is romanian gypsy fake !!! plc.myforum.ro distribute dangerous fakes !!!
 v2014.07.28 add some info //MD5: 50659cf2c2f972460692ca7ce9461d1d
 v2014.03.08 add some info //MD5: f40d1b432f529f53002d9514e7a3bf1b
 v2013.12.25 add some info for Simatic Net v12 //MD5: 0ade8808e789e6e704e66b0877c1c04f
 *Sim_EKB_Install_2013_12_25.exe
 v2013.12.10 add some info for Simocode v12 // MD5: 10a0c74548ba89b80e98f2664289ba79
 v2013.12.02 add some info for PDM v8.1
 v2013.12.01 add some info for Softnet Security Client v4.0
 v2013.05.26 add some info for WinCC v7.2
 v2013.03.08 fix 1 key for TIA Portal v12
 v2013.03.03 add TIA Portal v12, S7-Technology, fix Unicode bug for some new keys folder
 v2013.03.01_test add TIA Portal v12 with some bug for all Unicode version from v2012.10.12
 v2013.01.21 fix bug with PID v11.0 keys, add some info for D7-SYS v8.0
 v2012.10.12 add Chinese language (possible Cyrillic chars in the European interfaces :) ASCII >
 Unicode
 v2012.09.29 add some info for Easy Motion v11.0, SinuTrain 4.4
 v2012.07.29 add some info for PID v11.0 *but with error :(
 v2012.07.23 add some info for Simotion Scout v4.3
 v2012.07.19 add some info for Telecontrol Server Basic v2.0 and fix comment bug
 v2012.07.18 add some info for PDM v6.1.
 v2012.03.08 add some info for PCS7 v8.0.
 v2012.02.26 add some info for WinCC Flexible 2008 SP3, Simatic Net v8.1. Fixed bug of heuristic engine.
 v2012.01.26 add some info for Simatic Net v8.1
 14/05/2011 add some info for TIA Portal V11
 15/02/2011 This internal version for testing add some keys
 11/10/2010 add some info for....
 10/10/2010 add one info for "SIK/ SIMATIC S5 PMC IE V7.0" ("A9S5IE70")
 09/09/2010 add some info for WinCC DowntimeMonitor, WinAC, fix bug for comp and Virtual Machine
 with 1 HardDisk partition

 09/05/2010 add keys for WinCC Flexible 2008 SP2 options v1.3, Sinaut, fixed one ALM v5 bug
 20/04/2010 add some keys Safety Matrix, PCS7 powerrate, PCS7 CFC AS RT SIFPZASRPX9999A
 20/03/2010 add some keys, "option Recommended" and info about closed PLC.NET.RU and reopened
<http://plcforum.uz.ua>
 26/08/2009 add keys for TIA Portal v10.5, Braumat, Maintenance Station 2009
 04/04/2009 add keys for WinAC MP 2008, PCS7 v7.1
 22/12/2008 add keys for WinAC 2008, Simatic Net 2008, RF-Manager 2008
 20/08/2008 add keys for WinCC Flexible 2008
 24/07/2008 Open FastCopy v3 key option
 21/07/2008 add keys for WinCC v7.0
 29/06/2008 add keys for PID Tools v5.2, D7-SYS v7.0, PowerControl, RF-Manager
 14/03/2008 add keys for Simatic IT and multikey description
 23/02/2008 add keys for CEMAT v7.0, WinCC v6.2 and PCS7 v7.0
 18/02/2008 add keys for Simocode 2007
 15/02/2008 add keys for DocPro 5.4, WinAC MP 2007, Soft Starter 2007 and fix error for "New"
 folder07/12/2007 add keys for Sinema E 2006 and fix error for Motor Starter 2007 (but add bug - not

install keys from "New" folder)

30/11/2007 add keys for Motor Starter 2007, Net 2007

27/11/2007 add keys for SmartLabel v3.0 HF1, WinAC/RTX 2005 SP3

07/11/2007 Add and change some Tags keys for WinCC v6.2 and PCS7 v7.0

As it in a stage of development some functions can be not completely accessible or be carried out with flaws

Direct record on a hard disk and Flash memory works. On Flash memory long keys - the list some minutes enter the name only

It is necessary to add direct record of keys on a diskette

It is necessary to correct for the list of keys

In the previous versions there were problems with some short licenses (WinAC, SmartLabel).

In the given version the part of problems is solved.

In far, far years Siemens has charged development of protection for the software products to StopCopy corporation. That has developed protection on the basis of the key files placed on special image to the formatted Yellow diskette - from here and the name.

Thus affirmed, that protection up to that is reliable, that " it will be reliable to preserve your investments ".

Big human thanks experts StopCopy for the done operation in the field of creation of an atmosphere of availability of products of Siemens to broad masses of programmers. It has made program and hardware solutions very popular and demanded worldwide, that has allowed to compete adequately to other manufacturers of automation even in their territory. To take for an example of the USA with and them B&R and General Electric... And accordingly has really saved up the nested investments. In fact iron equally should be bought all from Siemens.

The given program is intended for installation of keys of licenses in case of, when:

There has occurred " a rainy day of the programmer " - the system has flied together with all authorizations, and to work it is necessary, even in remote areas;

When there was a new hot product, and the heads yet does not give money for it.

Simply you wish to study for the general development.

It is developed in connection with release of version ALM 3.0 - the Authorization Licenses Manager after whom, so-called, "fastcopy" long keys of authorization have ceased to work because of their ignoring by this Authorizator.

"Fastcopy" keys could be copied simply in the directory of licenses C: \AXNF ZZ. They used auxiliary "hole" in system of authorization ALM <v3.0 which have been covered with output Step7 v5.4 SP1.

Also additional coding the keys, therefore new keys have been applied are not visible in ALM v2.2.


New keys are incorrectly displayed in old versions of programs EKB_Rename, EKB_Backup and in EKB_Install <v.2007.03.03

and are not visible in ALM v1 and v2.

I do not call to use a software of Siemens in the mercenary purposes. Programs for the industrial purposes basically should be pawned in estimates of projects and be gained on money of the customer. Very few people will come in a head to put the customer left PCS7 with the left keys and without the certificate on large production.

And for house usage probably there is nothing worse fuss with license diskettes. There were cases when the worn out firm Yellow license started to be showered for Intourist with miss of keys in far remote places without phone and the Internet.

I recommend to buy from Siemens **Premium Studio 2008** for 90 euros for acquaintance with Simatic programs



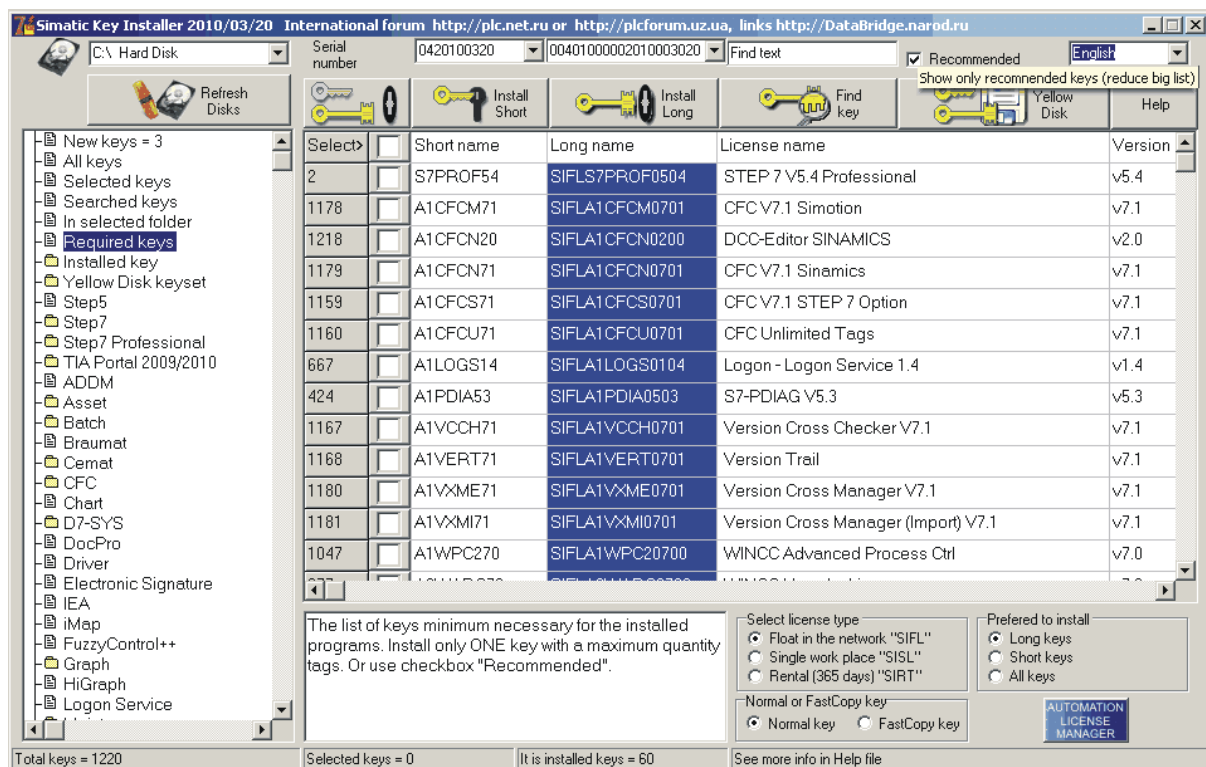
1.1 Introduction

The Main Window comprises the following buttons and fields:

- Tree with the list of programs and the table with the list of keys
- Field for a conclusion of comments and the help information
- Line of a choice of language of the interface
- Line of a choice of a disk for installation of keys and the button of updating of the list of disks
- Lines of input of serial numbers
- Line and the button for search of a key by the set word
- The button of a call of a window for work with images of Yellow diskettes
- Field of a choice of preferences of type of the license at installation
- Buttons of installation short, long or all chosen keys
- Select key types for install

How can you deactivate the Trial License when the message appears indicating that the Trial License has expired, although the Floating License has been installed?

Install short key from old Siemens.exe



1.2 What is the difference between authorizations and license keys?

What is the difference between authorizations (AuthorsW short keys) and license keys (ALM long keys) ?

<http://support.automation.siemens.com/WW/view/en/19020864>

Configuration Notes:

License keys are the new authorizations as from STEP 7 V5.3. With the new license keys we are implementing a new concept in the licensing of SIMATIC software.

Whereas the authorizations up to and including STEP 7 V5.2 were valid only for a specific version of the software, the license keys as from STEP 7 V5.3 are automatically also valid for the earlier versions of the same software.

This validity however is restricted only to the programs that are licensed with the license keys.

For programs licensed with an authorization only the authorization valid for the version continues to be valid.

Another new feature is that license keys can be stored on a network driver and can then be used by various computers (floating license).

The options that the SIMATIC world makes available to you with this type of licensing are

described in Entry ID [19021092](#).

You can tell from the license number whether a program is protected by an authorization or by a license key. The license number is shown in the Automation License Manager (ALM).

An authorization license number has ten digits, a license key license number has twenty digits.

Whereas there were earlier only authorizations and emergency authorizations, there are now the following different types of license keys.

Notes on authorizations (AuthorsW short keys):

Authorizations can only be saved and repaired on the original yellow or red floppy disks and installation is only possible on internal hard disk drives and partitions or network drives, but not on USB sticks. To ensure working with the associated software the authorization must be available locally on the hard disk on which the software is installed. Authorizations cannot be transferred via the Internet nor installed on USB hard disks. There is an emergency authorization X*.EKB on Red or Yellow floppy disk

Notes on license keys (ALM long keys):

License keys cannot be restored on the floppy disks on which they were supplied, but can only be repaired on the PC/PG on which they are actually located. There is no longer an emergency authorization on floppy disk for license keys, because the software is always runnable if a valid license key has already been installed. So if there is a defective license key on the hard disk, working with the software is only interrupted at regular intervals with a message informing you that there is no valid license key available. As from ALM V1.1 SP1 you can also store license keys on USB sticks. A Trial License Key is installed from the CD. It can be activated via the actual SIMATIC application once for 14 days and is for evaluation purposes. You cannot restore or move the Trial License Key.

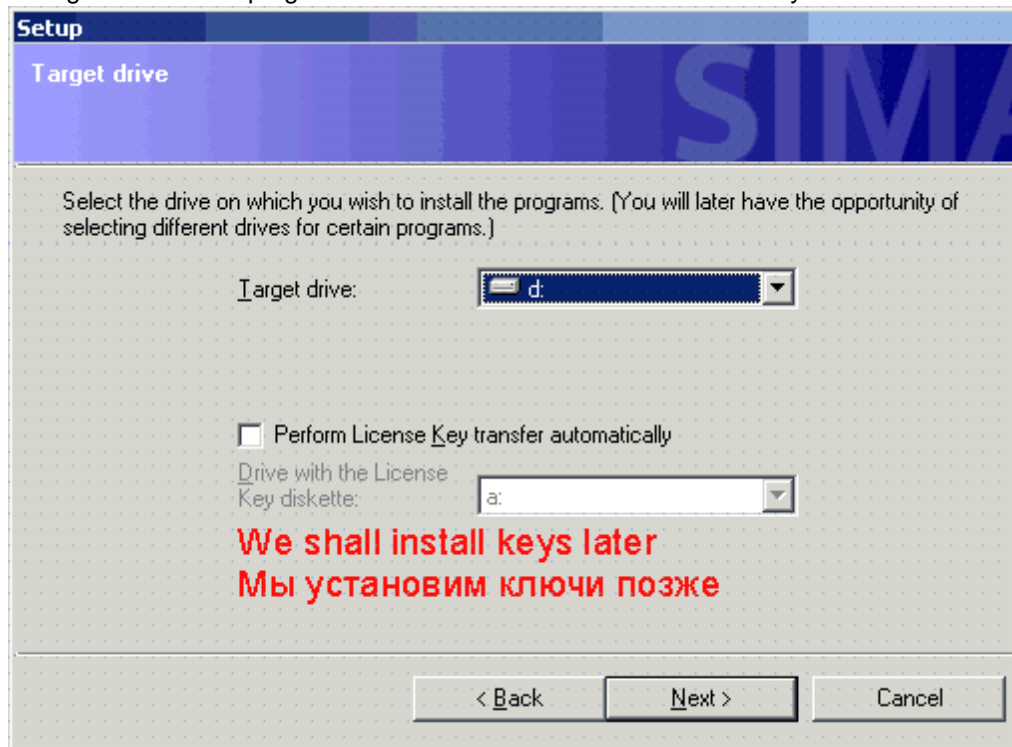
Software products that are released for utilization with license keys can also use newer license keys. More information on this is also available in the Online Help of the Automation License Manager under

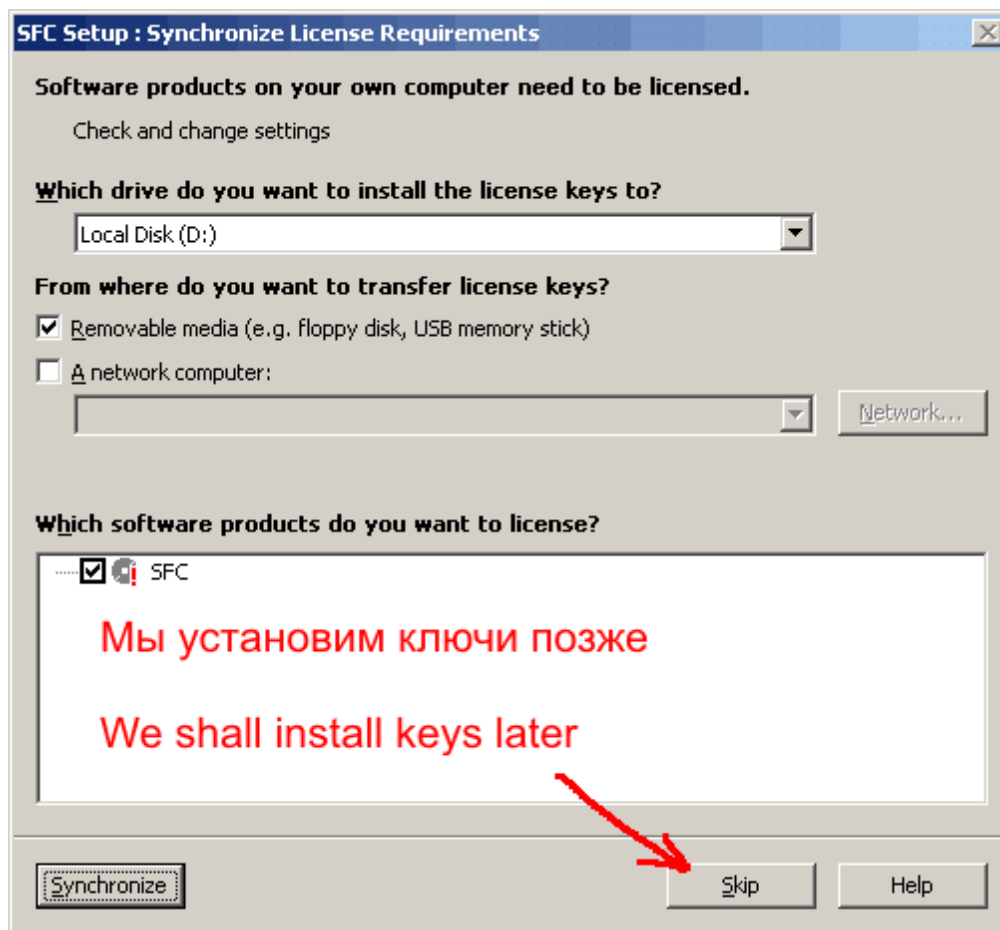
- Notes on utilizing "older" software versions.

See also: Type of key

1.3 We shall install keys later

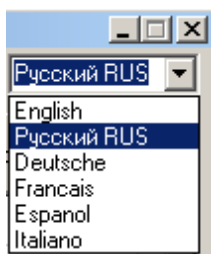
During installation of programs Simatic it is refused installation of keys.





1.4 Language

Select one of the available languages in the drop-down list box.



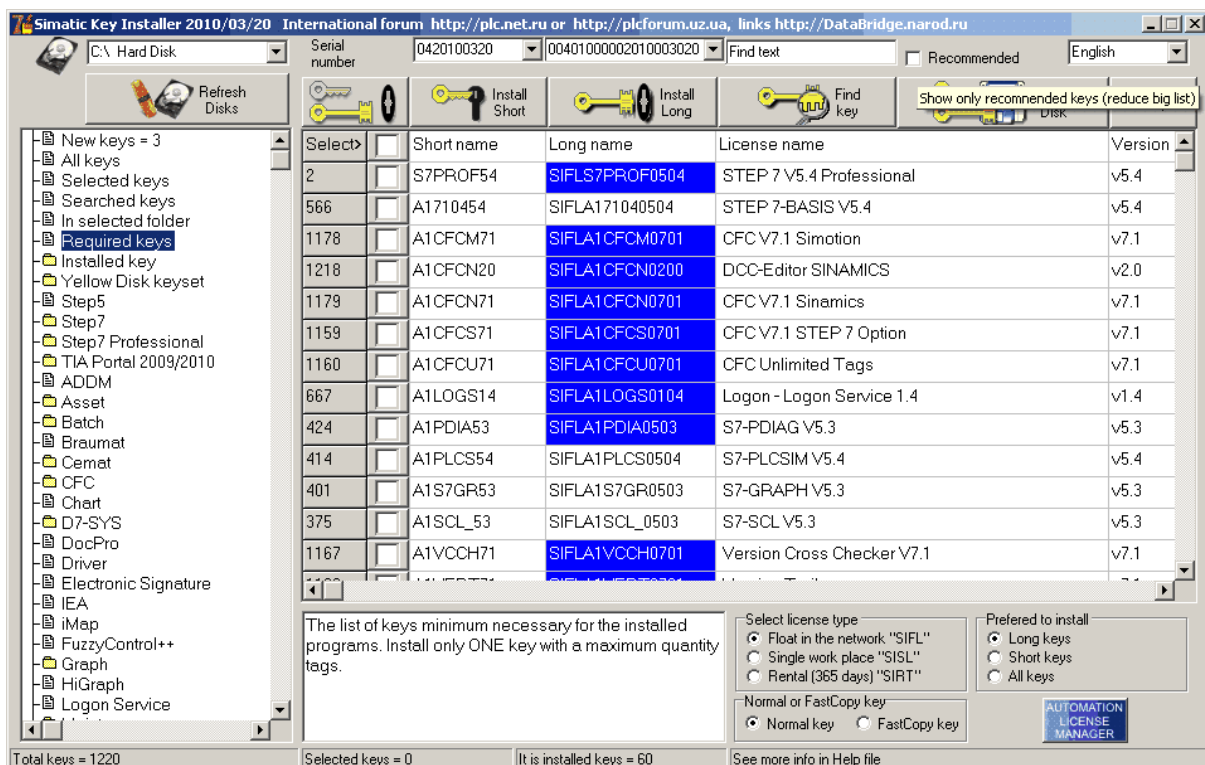
1.5 Required keys

The list of necessary keys for the installed programs.
But this list is not full !

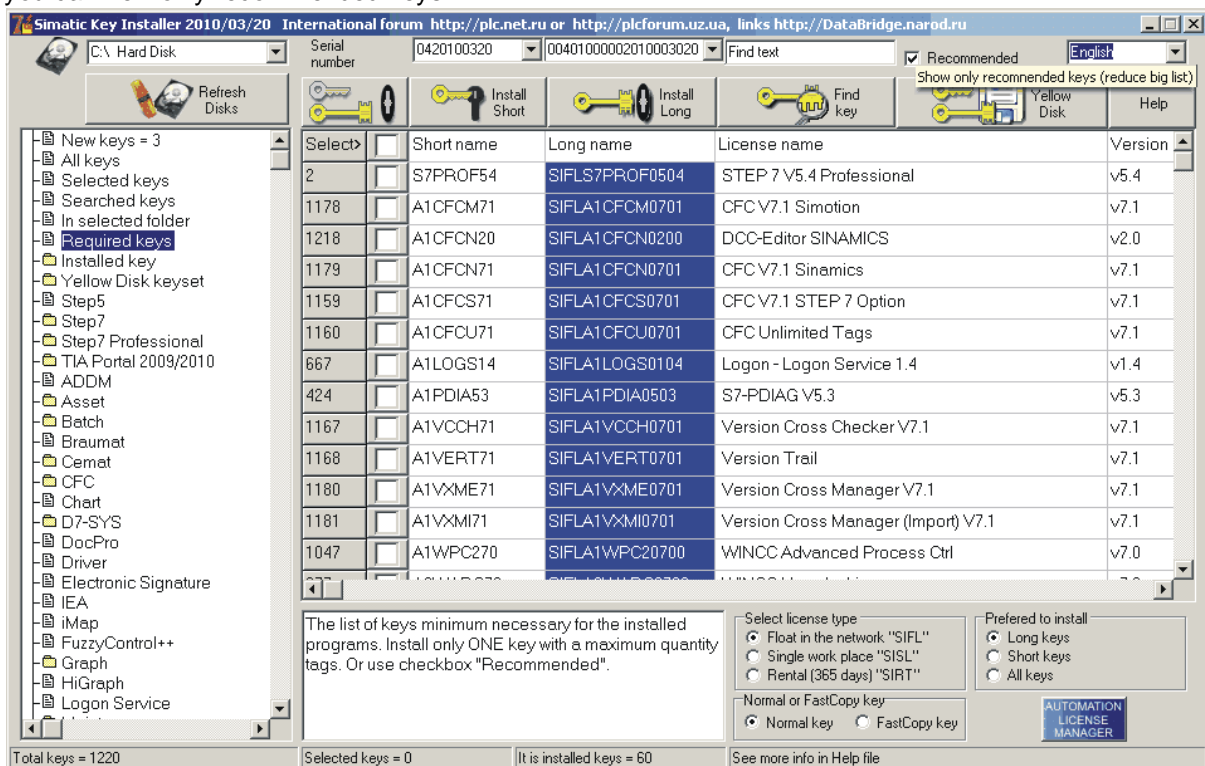
"I don't know all you fantasies..."

Some programs also required others keys !

From tag keys install only one with necessary quantity of tags (an example for CFC in figure).

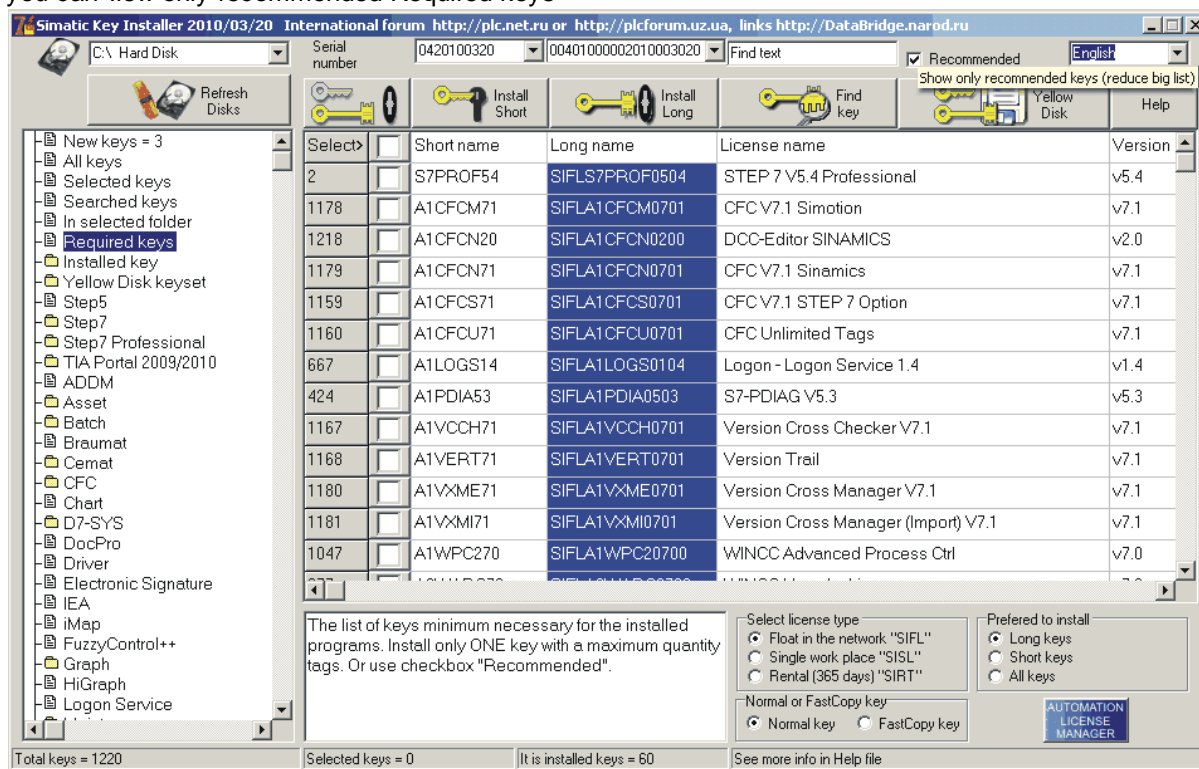


you can view only recommended keys



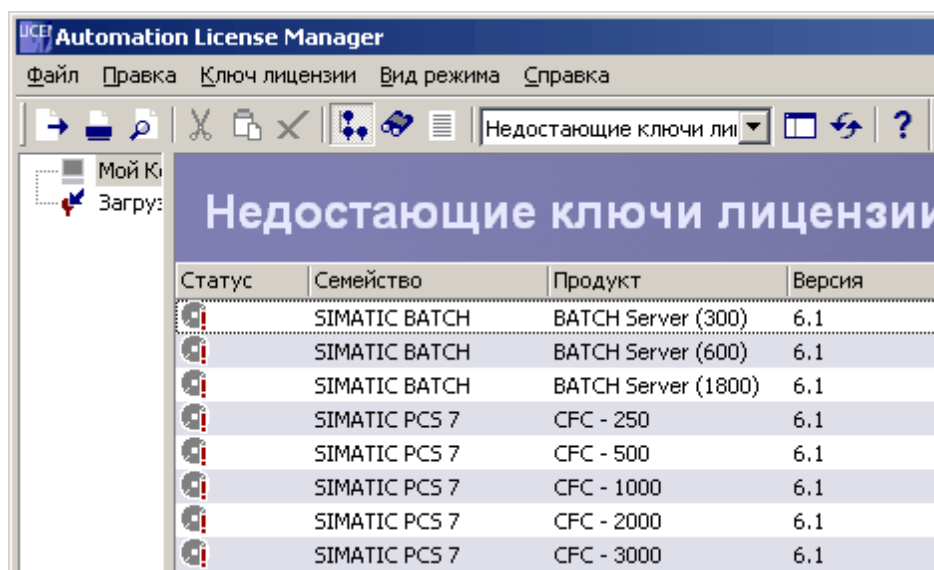
1.5.1 Recommended

you can view only recommended Required keys



1.5.2 Missing keys

You can specify names of missing keys in the manager of licenses ALM



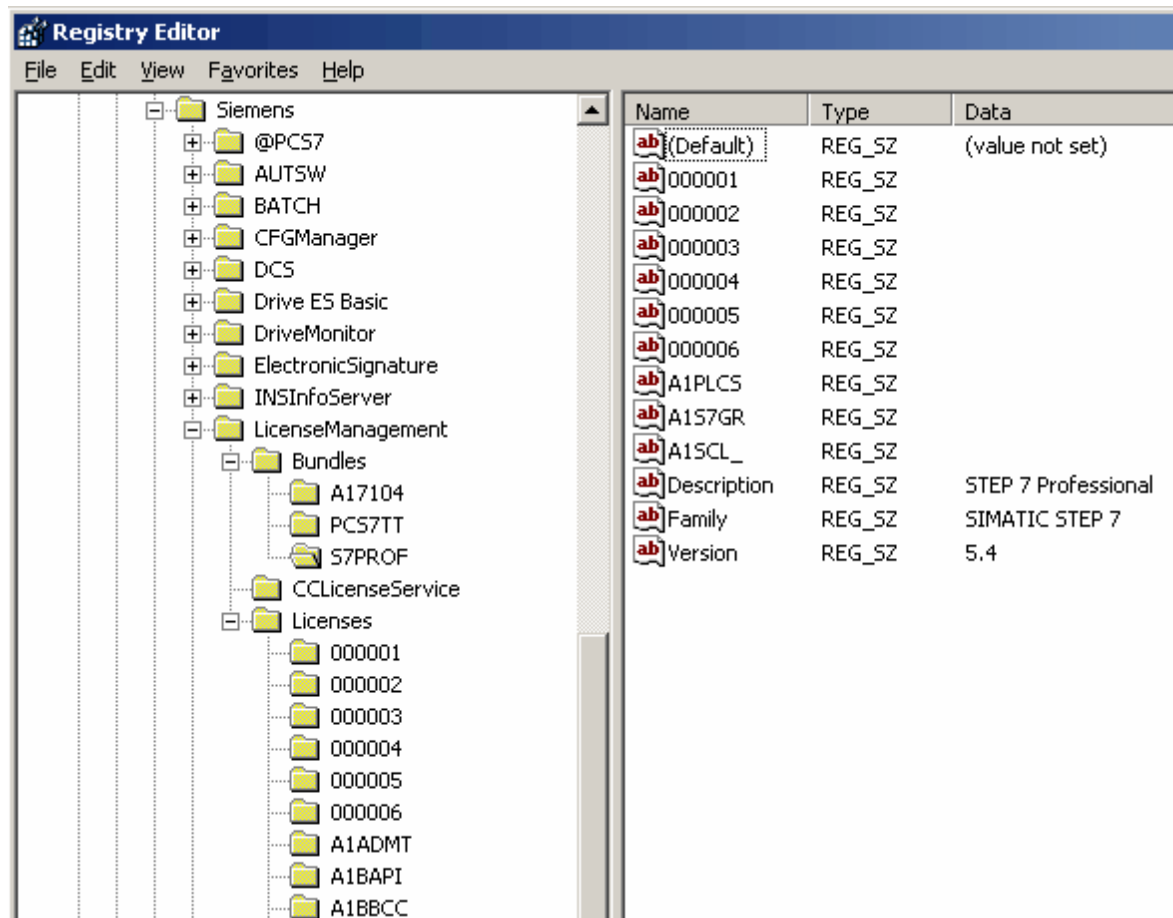
1.5.3 Bundle keys

Complex key **S7PROF*** for professional version STEP7 can be used instead of 4 separate keys **A17104***, **A1PLC_***, **A1S7GR***, **A1SCL_***.

SIFLS7PROF1100.EKB STEP 7 V11 Professional **combo** key for use with STEP7 Professional version v5.5 and v11.0

SIFLA9XEP11100.EKB WinCC flexible Advanced **combo** key for use with WinCC flexible 2008 and WinCC Advanced v11.0

Key **PCS7TT*** for program PCS7 can be used instead of the whole complete set of keys.



1.6 Displaying the Installed License Keys

Displaying the Installed License Keys

You can view all installed license keys using the line "Installed only" in the tree view or select the drive in the list

New key	Select>	Short name	Long name	License name
All keys				
Selected only				
Searched only				
In selected folder				
Installed only				
Disk C:				
Disk D:				
Disk E:				
Disk F:				
Disk G:				
Disk H:				

446	<input type="checkbox"/>	A1LOGS13	SIFLA1LOGS0103	Logon - Logon Service 1.3
9	<input type="checkbox"/>	PCS7TT61	SIFLPCS7TT0601	PCS7 6.1 SP1 RC 150K PTg 512 ATg
1	<input type="checkbox"/>	S7PROF54	SIFLS7PROF0504	STEP 7 V5.4 Professional
408	<input type="checkbox"/>	A1S5BP66		STEP5/ST-BASIS PC V6.6
407	<input type="checkbox"/>	A1S5BP70		STEP 5/ST BASIS V7.0
3	<input type="checkbox"/>	RTASS561	SIFLRTASSA0601	Asset RT unlimited
4	<input type="checkbox"/>	RTASS461	SIFLRTASS40601	Asset RT 2048 Tags

1.7 Select key


For a choice of a key press on Check Box.

Repeated pressing will cancel a choice.

For a choice of all keys in current section press Check Box in the first line.

Repeated pressing will cancel a choice in current section.

Select>		Short name	Long name	License name
1	<input type="checkbox"/>		SIFLS7PROF0504	STEP 7 V5.4 Professional
2	<input checked="" type="checkbox"/>	S7PROF53	SIFLS7PROF0503	STEP 7 V5.3 Professional



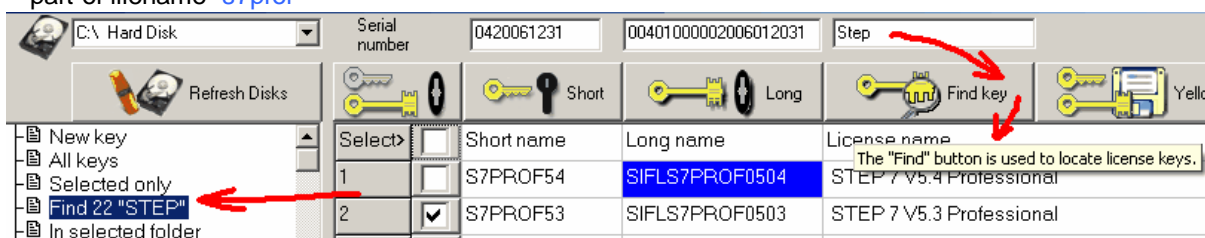
1.8 Find key

Full-text search is a search for a word or a word combination through the complete text of all entries in the database.

Type the necessary word or word combination in the Edit line or copy them from the Clipboard and click "Find key" button.


For example:

- part of key name Step or Step prof
- part of filename s7prof



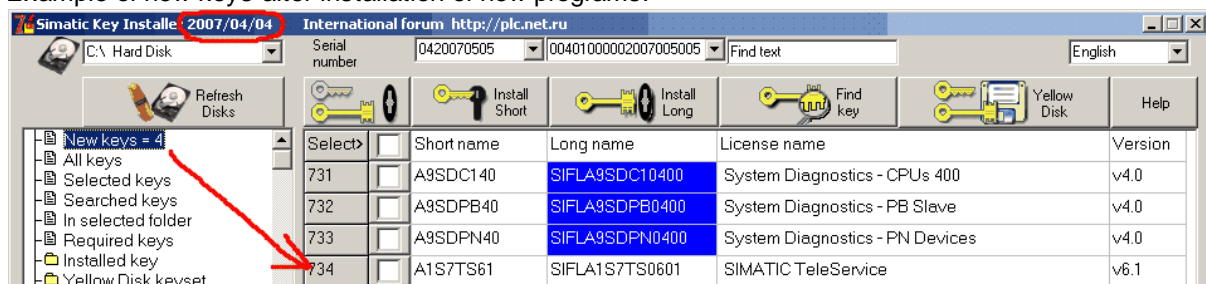
The table displaying the list of entries containing the search pattern you entered.

I always use this option



1.9 Know keys

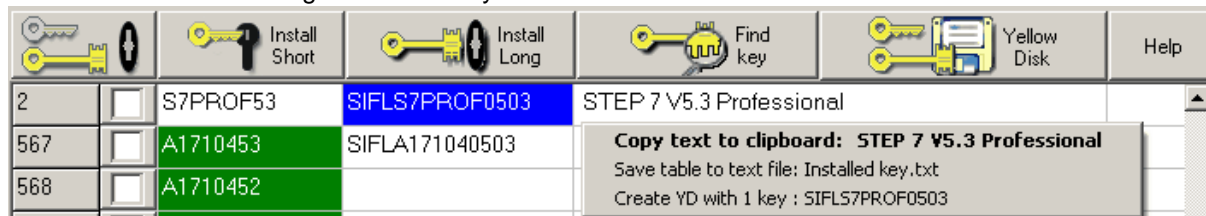
Example of new keys after installation of new programs.



1.10 Popup menu

You can:

- Copy text to clipboard
- Save the current table
- Create Yellow Disk image file with 1 key



1.11 FastCopy keys v3.0

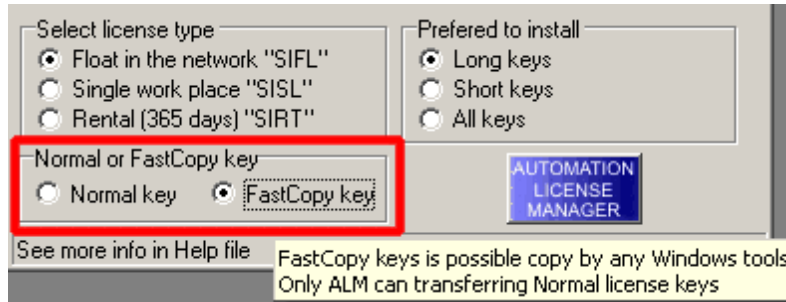
Second generation of LONG FastCopy license keys anew work with ALM v3 and ALM v4.0

"Fastcopy" keys could be copied simply in the directory of licenses C: \AX NF ZZ.

"Fastcopy v1" used auxiliary "hole" in system of authorization ALM <v3.0 which have been covered with output Step7 v5.4 SP1.

It is developed in connection with release of version ALM 3.0 - the Authorization Licenses Manager after whom, so-called, "fastcopy" long keys of authorization have ceased to work because of their ignoring by this Authorizator.

"Fastcopy v3" work without problems with ALM v3 and ALM v4.0.



Only FastCopy key from EKB_Install is really FastCopy key.
 "Fixed" and "FastCopy" key from EKB_Backup (by Fubrus) have bugs.

but wait ALM 4.1



1.12 Installing License Keys

You can install one key or group of the chosen keys on the specified flexible, rigid disks or external USB a disk (Flash stick or Flash card in cardreader).

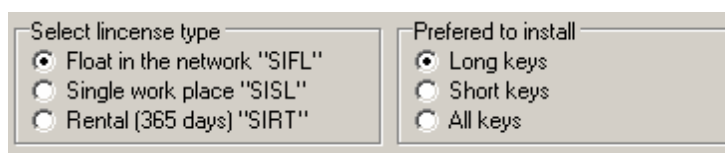
Thus there are some variants.



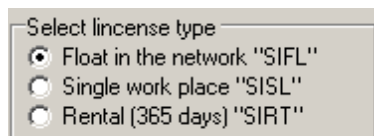
It is possible to choose one of variants of installation chosen keys:

1. All - short and long
2. Only long
3. Only short
4. Installation with preference:
 - Are installed long and if is not present long for the chosen type of the license the short variant of a key is installed.
 - Are installed short and if is not present short for the chosen type of the license the long variant of a key is installed.

Select type of keys: Float, Single, Rental, Long, Short



Thus on the button of the general installation the picture according to a choice varies.

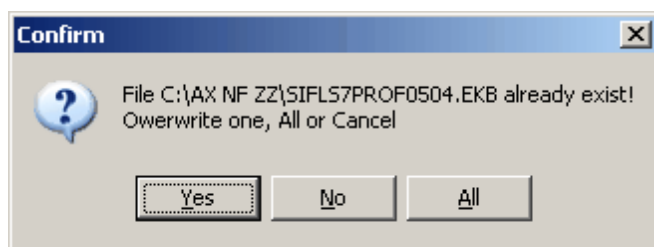


If you connect or disconnect replaceable carriers during work of the program for updating the list of carriers{bearers} press the button " To update the list of disks ".
Again connected carrier will appear in the list.


After installation corresponding names of keys will be painted

<input checked="" type="checkbox"/>	S7PROF54	SIFLS7PROF0504	STEP 7 V5.4 Professional
<input checked="" type="checkbox"/>	S7PROF53	SIFLS7PROF0503	STEP 7 V5.3 Professional

If the key is already installed on a disk there will be a window with the request to confirm installation atop of available.



[****]



See Check of keys after installation

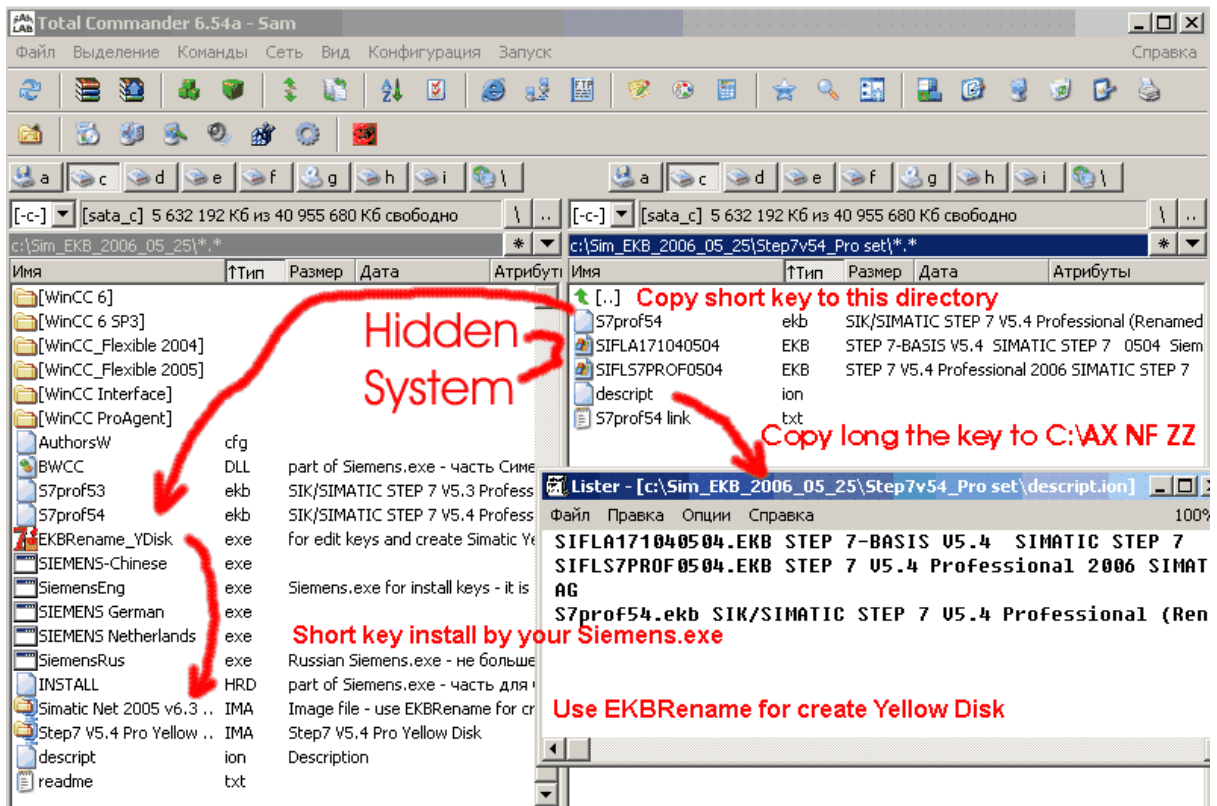
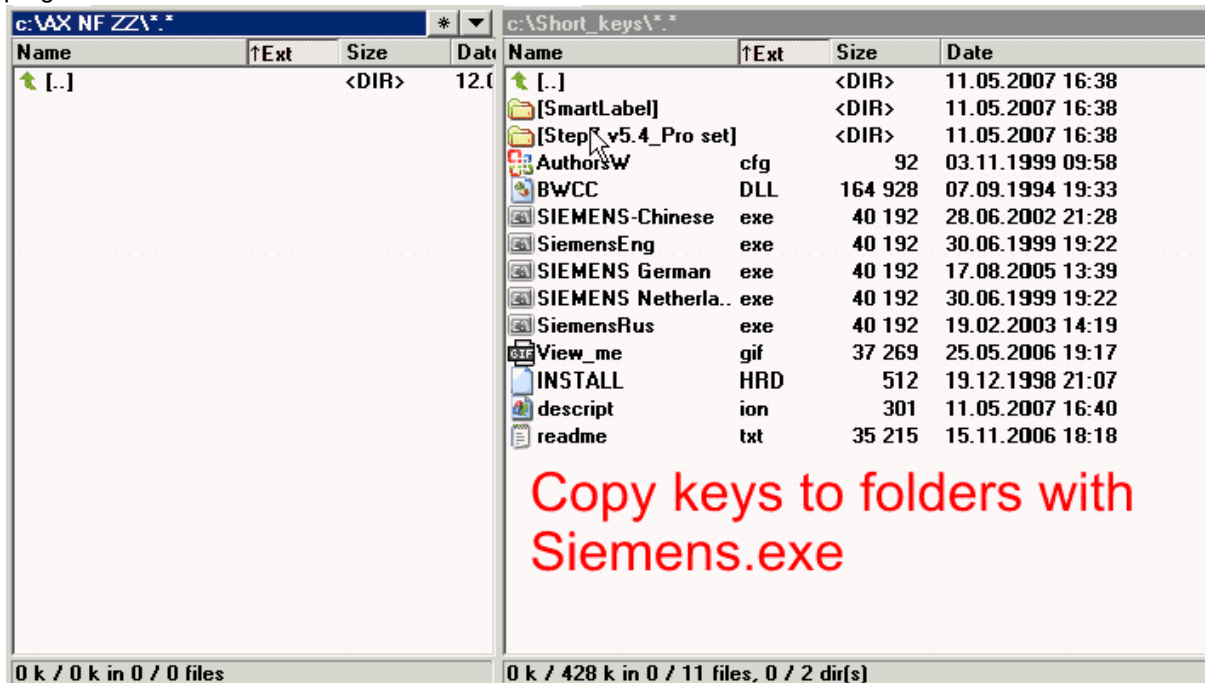
[****]

1.12.1 Old Siemens.exe

For installation of short keys from a set it is possible to use program Siemens.exe.

Copy in the catalogue with the program demanded keys (no more than 100 keys lumpsum) and start the

program.

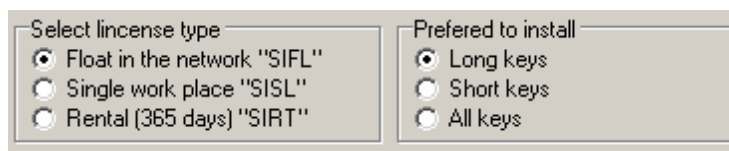


If in the catalogue with Siemens.exe there are no keys at start the following message will be show.



1.12.2 Type of key

Licenses in the Automation License Manager



The standard license types and license types listed below are available:

Standard License Types	Description	
Single license SISL*.EKB and all short keys (not X*.EKB)	Use of the software with this license is permitted on any one computer for an unlimited period. The type of usage is defined by the certificate of license.	Unlimited use on any one computer. Unlimited by time Count tags relevant license
Floating license SIFL*.EKB	Use of the software with this license includes right of use for simultaneous usage for an unlimited period. The software can be installed at multiple locations.	Unlimited use on any one computer or via the network. Unlimited by time Count tags relevant license
Count relevant license SIFC*.EKB	Use of the software with this license is limited to: <ul style="list-style-type: none"> The number of tags stipulated in the agreement 	Count tags relevant license
Rental license	Use of the software with this license is limited to:	Limited use as stipulated in the rental contract.

<p>SIRT*.EKB</p> <p>SIMF*.EKB</p>	<ul style="list-style-type: none"> The number of hours stipulated in the agreement SIMF*.EKB The number of days after first use as stipulated in the agreement SIRT*.EKB <p>Note: the time remaining for the rental license is indicated in the information area of the tooltips taskbar.</p>	<p>Limited by time:</p> <p>1..50 hours</p> <p>1...N days</p> <p>To install 365 days Rental keys:</p> <div> Select lincense type <input checked="" type="radio"/> Float in the network "SIFL" <input type="radio"/> Single work place "SISL" <input type="radio"/> Rental (365 days) "SIRT" </div>
<p>Trial license</p> <p>SITT*.EKB</p>	<p>Use of the software with this license is limited to:</p> <ul style="list-style-type: none"> A validity period of, for example, a maximum of 14 days. A specific number of days after first use Use for testing and validation (excludes liability) 	<p>Limited use (max. 14 days) for tests and for validating (with disclaimer).</p> <p>Limited by time = 14 days</p> <p>Count tags relevant license</p> <p>A SITT*.EKB Trial License Key is installed from the CD.</p> <p>It can be activated via the actual SIMATIC application once for 14 days and is for evaluation purposes.</p> <p>You cannot restore or move the Trial License Key. But...</p>
<p>emergency authorization</p> <p>X*.EKB</p>	<p>Use of the software with this license is limited to:</p> <ul style="list-style-type: none"> A validity period of, for example, a maximum of 14 days. A specific number of days after first use Use for testing and validation (excludes liability) 	

License Types	Description	
---------------	-------------	--

Unlimited license	Use of the software with this license is unlimited.	
Count relevant license (Tags) SIFC*.EKB	<p>Use of the software with this license is limited to:</p> <ul style="list-style-type: none"> The number of tags stipulated in the agreement (for WinCC, PDM, CFC and others). The number of PowerObjects (PO) stipulated in the agreement for PCS7 v7. PO ~ Tags 	SIFCY9WTGX06001
Pay per use license SIFP*.EKB	<p>Use of the software with this license is limited to the use conditions stipulated in the agreement.</p> <p>Number of Clicks !?</p>	SIFPZASRPX99991
Demo license	<p>Use of the software with this license is limited to:</p> <ul style="list-style-type: none"> The number of hours stipulated in the agreement The number of days after first use as stipulated in the agreement <p>Note: the time remaining for the demo license is indicated in the information area of the Quick Info taskbar.</p>	
Contract license	Use of the software with this license is unlimited.	
Upgrade license SIUP*.EKB SIPP*.EKB	<p>An upgrade may call for specific system status requirements:</p> <ul style="list-style-type: none"> An upgrade license enables you to convert an "old" version V to a version >V+... license. An upgrade may be required, for example, if you wish to increase the number of computers running an application. 	<p>Keys for updating the license consist of two keys *.EKB and *.UPG.</p> <p>No need wait SIUP* key. I haven't Upgrade keys.</p> <p>Install on SIFLA9WRC7060*.EKB WINCC-V6 RC 256K PTg 512 ATg see more about upgrade keys</p>

Missing license key

A license key that is required by the software but is not available in a "valid" form on the network is designated as a missing license key.

1.12.3 CAL license

Question:

*If it is the license from Microsoft as the information on presence CAL of the license is entered into a computer-client, in fact on it there are no installations MS SQL Server, especially, ALM?
In what kind it is bought the CAL-license (is delivered)?*

The answer:

The license for a paper. Accordingly, she is not entered neither into a computer, nor in ALM.


1.12.4 Installation of Trial keys

For some programs it is possible to install temporary Trial keys for the term of from several o'clock about a year of work.

A [SITT*.EKB](#) Trial License Key is installed from the CD.

It can be activated via the actual SIMATIC application once for 14 days and is for evaluation purposes.

You cannot restore or move the Trial License Key, but you can remove of Trial keys and their traces and reinitialize Trial key anew.



During installation of a temporary key in catalogues [Windows](#) and [Windows\System32](#) catalogues [*attis](#) with one empty file are created.

Temporary key [SITTA*.ekb](#) is installed in catalogue [C:\X NF ZZ](#)

After the ending of term of work it is necessary to remove Trial keys and their traces. Otherwise problems are possible at work of normal keys.

1.12.4.1 Remove Trial keys (official)

<http://support.automation.siemens.com/WW/view/en/24200966>

How can you deactivate the Trial License when the message appears indicating that the Trial License has expired, although the Floating License has been installed?

Instructions:

Once activated the Trial License is valid for limited use up to a maximum of 14 days of the SIMATIC Software for tests, for example. If after expiry of this time you install a license for unlimited use (Single, Floating or Upgrade License) and after installation you still receive the message indicating that the Trial License has expired, we recommend deleting the Trial License in the "AX NF ZZ" folder.

Procedure for deleting a Trial License

1. Open the ALM in MS Windows via

- "Start > SIMATIC > License Management > Automation License Manager"

and mark the drive (e.g. "C") on which your licenses are installed. Displayed in the right window of the Automation License Manager is the table of the licenses installed. For viewing the licenses you need the file name (License Key) and the 20-digit license number. If these columns are not yet displayed, then via

- "View > Define..."

you open the "Define View" dialog. In the bottom section of this dialog you select the "Columns" tab and then "License key" and "License number".

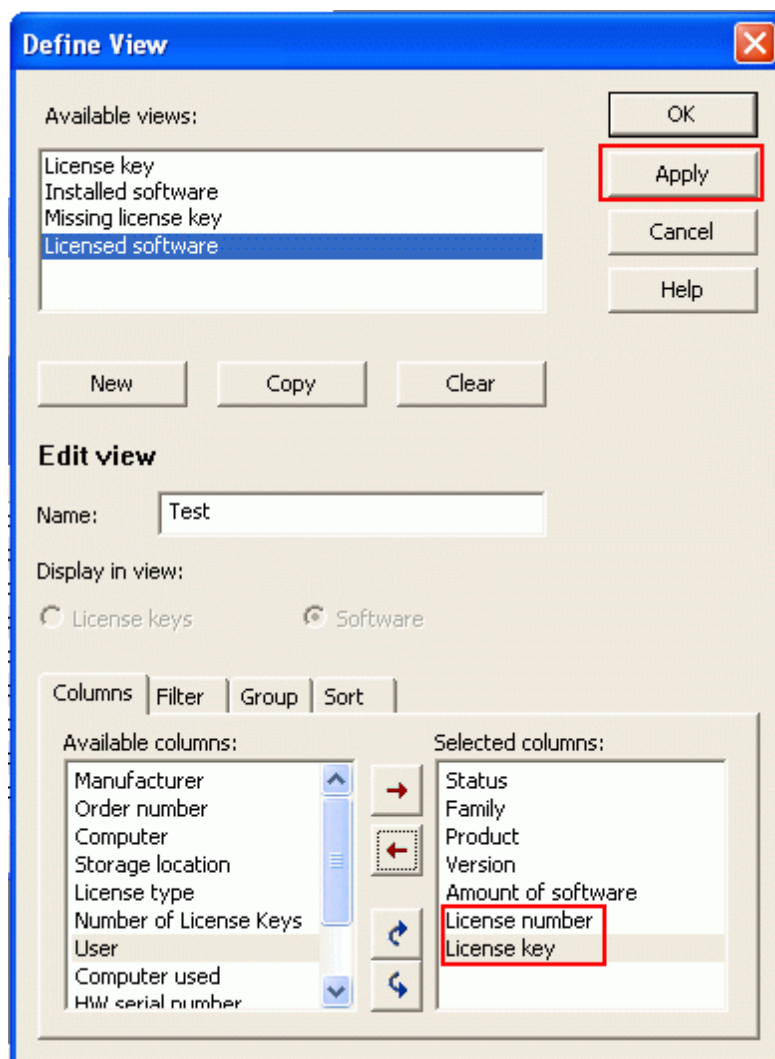


Fig. 01

Then you enter a name under "Edit view" and click the "Apply" button. Acknowledge with OK and the "License key" and "License number" columns appear in the Automation License Manager.

2. In the Explorer you mark the "AX NF ZZ" directory on your hard disk or on drive "C", so that the file names of the licenses are displayed in the right window of the Explorer.

If the "AX NF ZZ" directory or the files in that directory are not visible, then open the dialog "Tools > Folder options..." and select the "View" tab:

- Here you deactivate the option "Hide protected operating files (Recommended)" and
- Activate the option "Show hidden files and folders".

Then click on the "Apply" button and acknowledge with "OK".

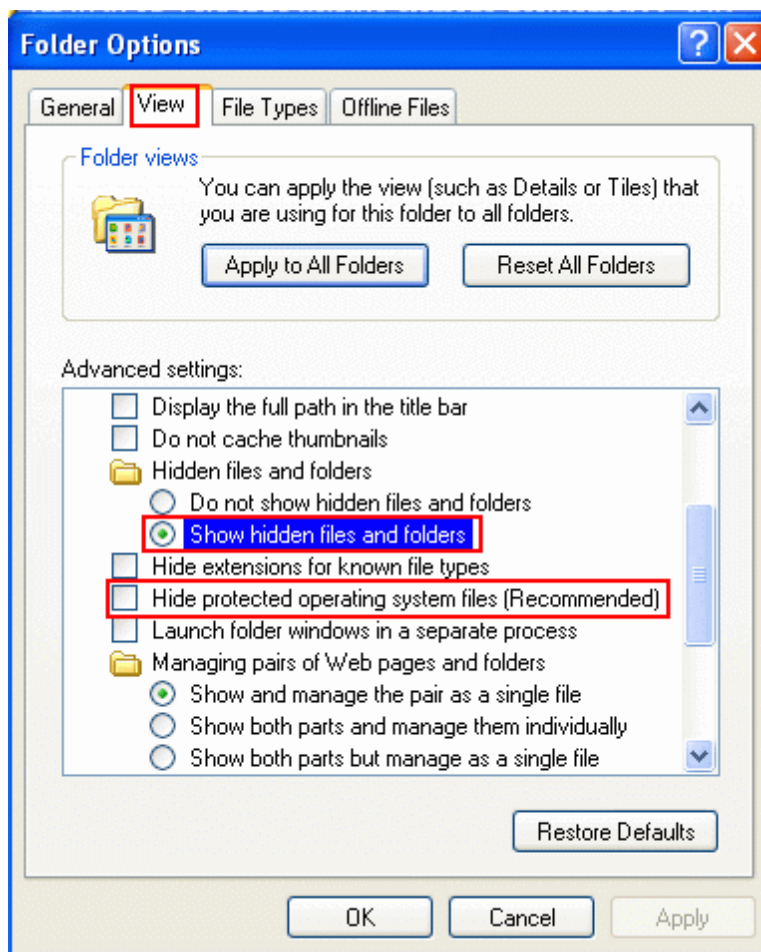


Fig. 02

The "AX NF ZZ" directory is then displayed in the Explorer.

3 Now in the Automation License Manager compare the file name (License Key) of the Trial License with the file name in the "AX NF ZZ" folder. Via the view set in the Automation License Manager you determine the file name for the Trial License to be deleted (Fig. 03) that you then find in the "AX NF ZZ" folder.

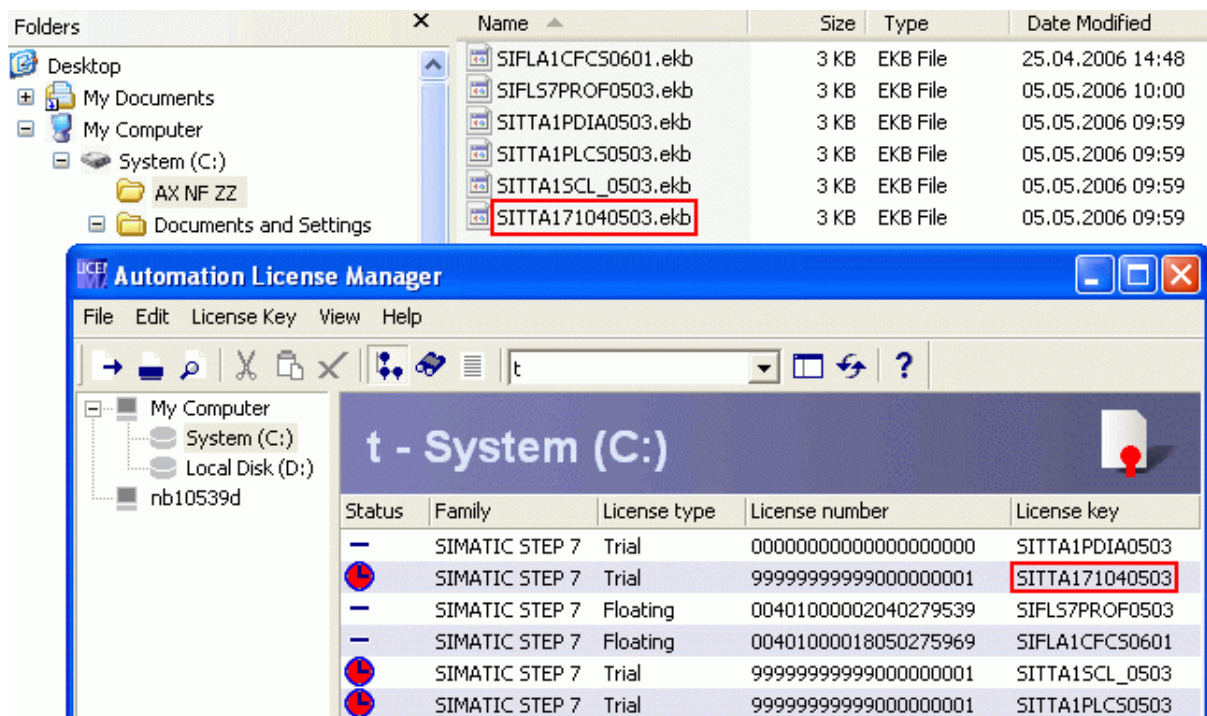


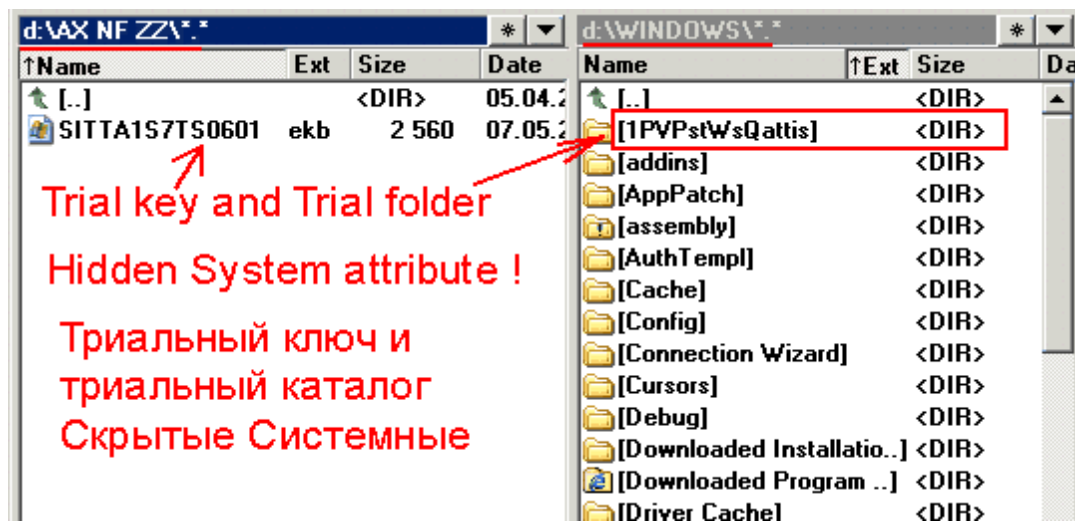
Fig. 03

4 Mark the Trial License found in the "AX NF ZZ" directory and right-click. Then select "Delete" in the pop-up menu that opens. After deletion the message described above will no longer appear.

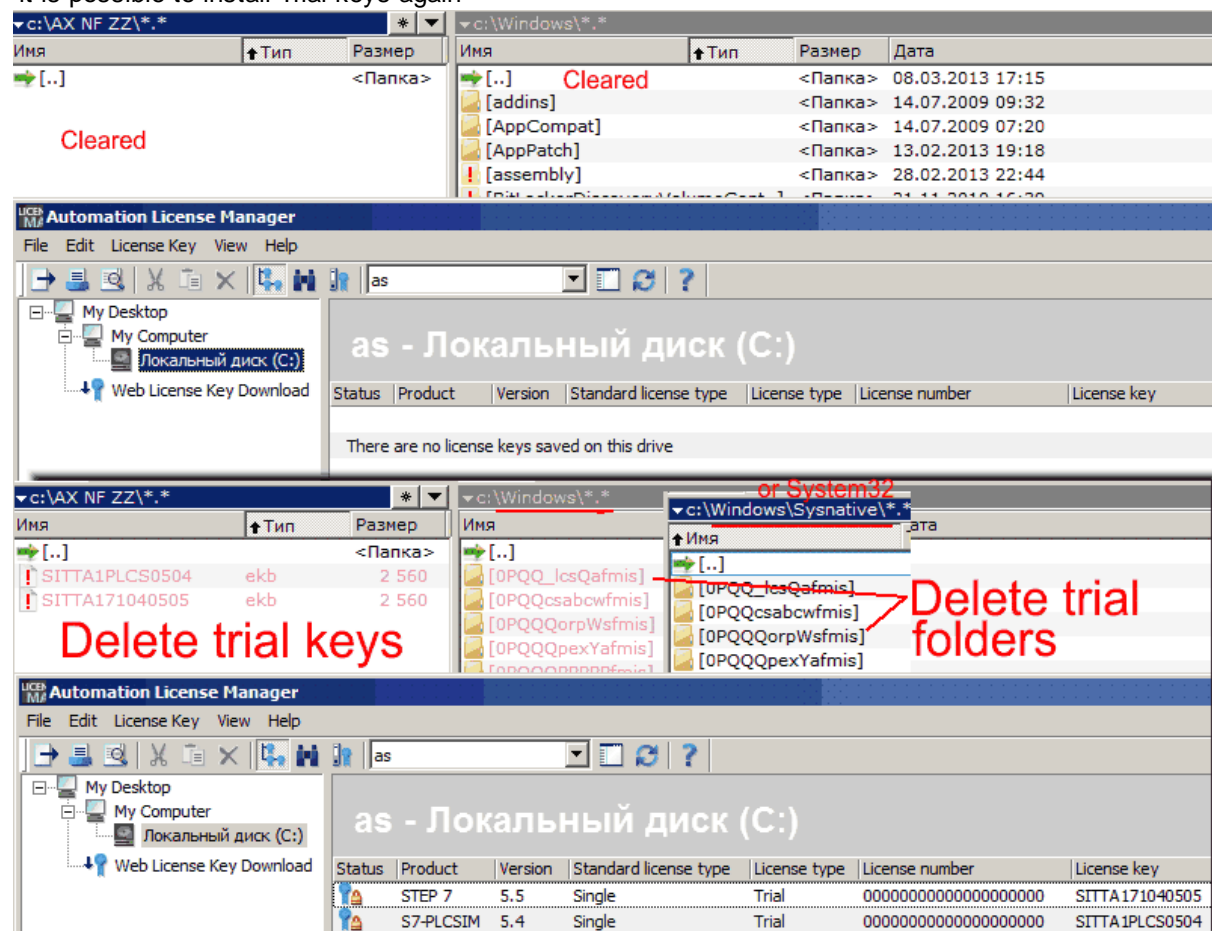
But need also: Removal of Trial keys and their traces

1.12.4.2 Removal of Trial keys and their traces

After the ending of term of work it is necessary to remove Trial keys and their traces ***attis** in folders **Windows** **Windows\System32** or **Windows\Sysnative**
Otherwise problems are possible at work of normal keys.




After removal of Trial keys and their traces in C:\Windows, C:\Windows\System32 or C:\Windows\Sysnative (for W7 x64) it is possible to install Trial keys again



See also: How can you deactivate the Trial License

1.13 Check of keys after installation

After installation of keys it is required to lead procedure of check of a key in program ALM. Otherwise in some cases at start of the program you can see the warning of absence of a key which you have just installed.



1.14 License Number

License Number

The license number is the unique identifier of a license.

There are 2 lines for input of serial numbers, so-called ID KHE, usually specified on yellow license diskettes and applied certificates.

Serial number	0420061231	00401000002006012031
---------------	------------	----------------------

10 symbolical number is intended for short keys.

20 symbolical number is intended for long keys.

You can not change these numbers, and give it to make to the program or select one of the available serial numbers of installed keys in the drop-down list box.

Serial number	0420070112
	0123456789
	0420061227
	0420061228
	0420070112



1.15 Select disk

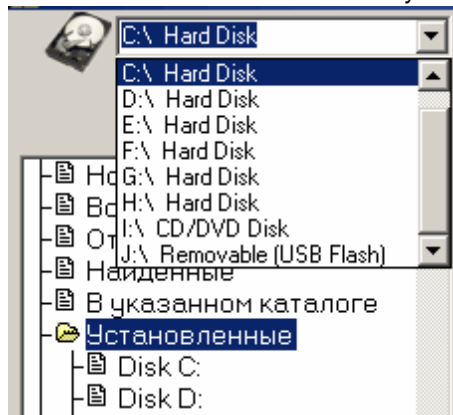
Storage Location for License Keys

You can store license keys on storage media such as license key diskettes (for authorizations, on authorization diskettes) or on removable drives (but not on CD, CDRW) or USB memory sticks.

License keys can be located locally on your own computer as well as on a network computer.

Drive (hard disk, floppy drive, USB memory stick) on a computer (My Computer or network computer) where a license key is or can be stored.


Choose a disk for installation of keys by means of the dropping out list.



In case of if during work it is inserted or the replaceable carrier{bearer} is taken out (for example USB Flash) it is required to press on the button " To update the list "



After that in the list the current set of disks will be displayed.



There are restrictions of programs of authorization AuthorsW and ALM.

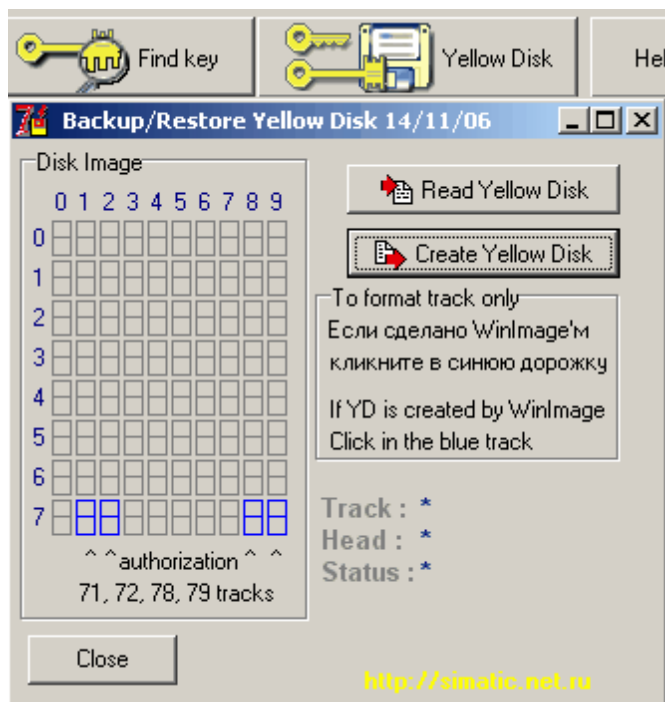
Short keys cannot be transferred{carried} on the replaceable carrier and to install from it.

1.16 Yellow disk

As from STEP 7 V5.4 SP2 the license is supplied on a USB stick.



The button of a call of a window for work with images of Yellow diskettes



By means of this utility it is possible to create Yellow a diskette from images of several types:

IMA, IMZ* - WinImage

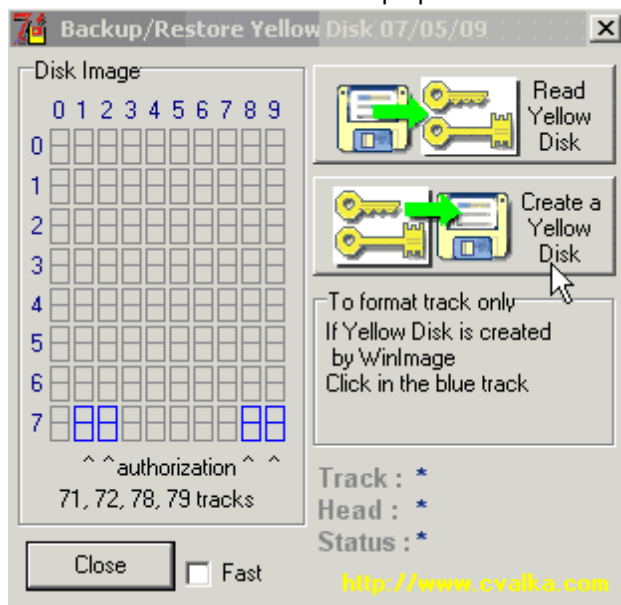
IMG - FloppyImage

BIN - FDA (Floppy Disk Analyzator for DOS)

*Compressed images in format IMZ (WinImage) should be unpacked preliminary in a file with expansion IMA.

On end of record the "license" path will be formatted.

At the moment Siemens for this purpose uses tracks from 71 up to 79.



If you have already created Yellow a diskette in other program (in the same WinImage or FloppyImage), That you can format separately separately a "license" path, having pressed on a corresponding cell.

Correctness of creation of a diskette can be checked up in the program of authorization AutorsW or ALM,

Having chosen check of integrity of any key.

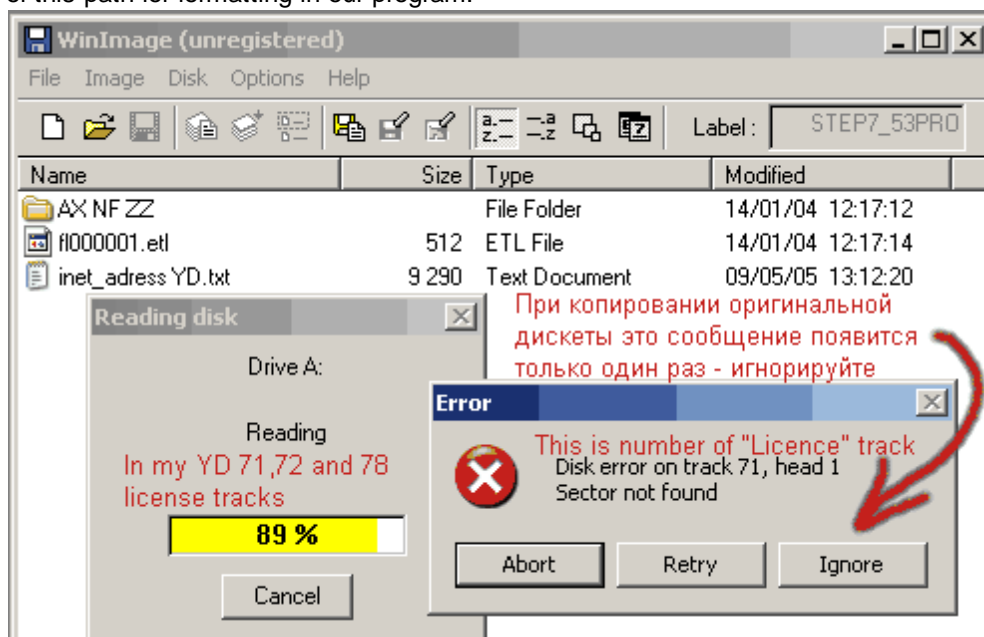
On characteristic "gnash" of the step-by-step engine of moving of a head it is possible to define {determine} also about success of procedure.

If you will not hear "gnash" - the diskette means was created incorrectly or the necessary path has not been formatted.

In this case can format consistently paths from 71 up to 79 and check in integrity in ALM.

For reading firm Yellow diskettes in a file-image can use the button " Read Yellow Disk " or consider {count} through program WinImage.

At attempt of reading of "license" path WinImage will give out the prevention{warning} of a mistake{an error} of reading. Press button " Ignore " for continuation of creation of an image. Can remember number of this path for formatting in our program.



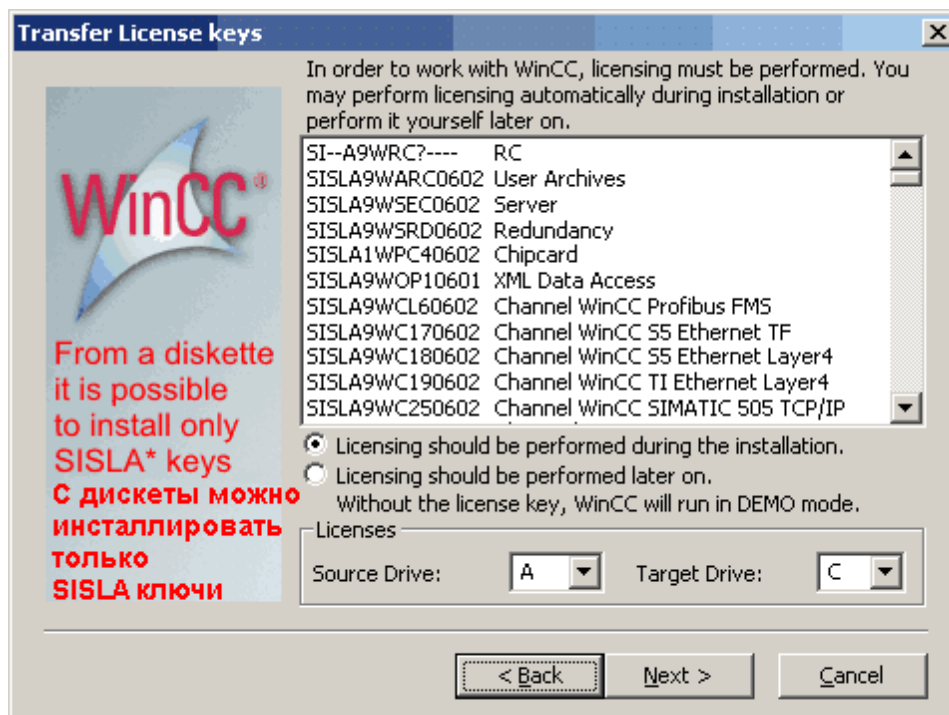
If the error of reading has occurred in the beginning or the middle firm diskettes then this a diskette has already started to become unfit for use.

Diskettes written down by program FDA contain many paths wrongly formatted non-standardly - also ignore these errors.

Not leaving from WinImage you can just write down the received image on duplicating a diskette and then to format a "license" path in our program.

For some programs (in particular WinCC and WebNavigator) from a diskette it is possible to install only SISLA keys.

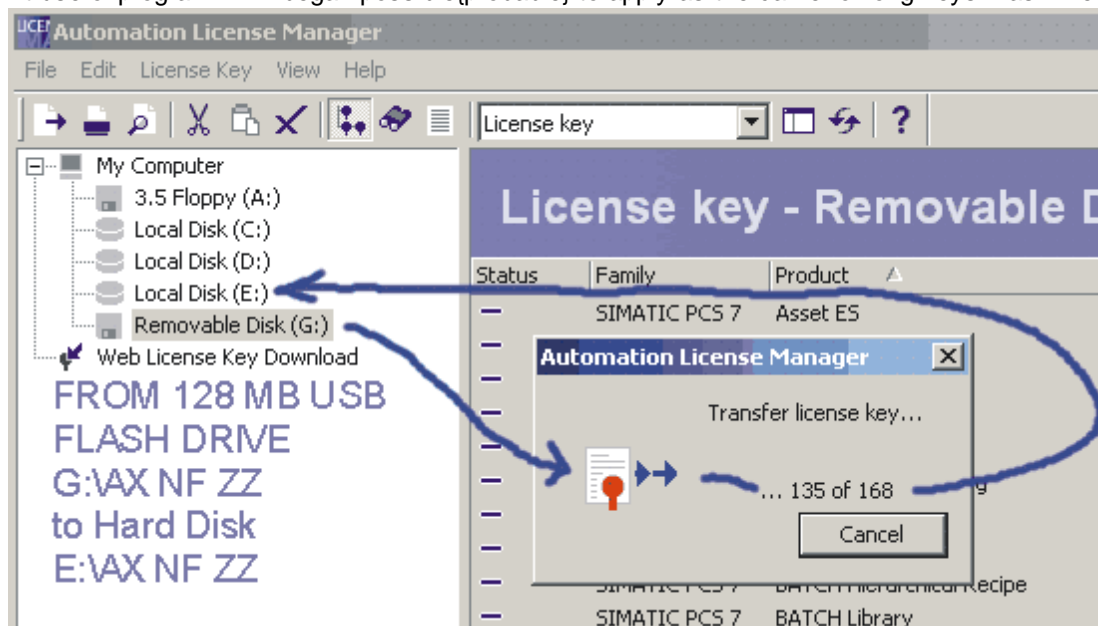
On what that to reason SIFLA* keys are ignored at installation - their names are rigidly hammered in Setup.



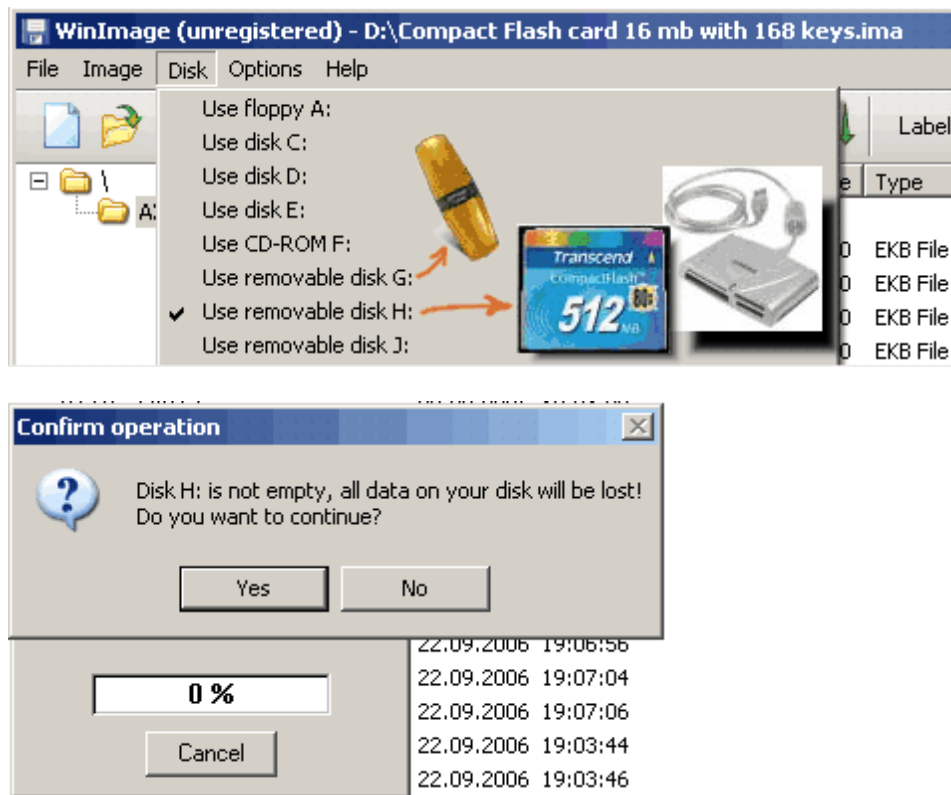
1.17 Yellow Flash

As from STEP 7 V5.4 SP2 the license is supplied on a USB stick.

At use of program ALM began possible(probable) to apply as the carrier of long keys Flash memory.



You can transfer long keys on Flash memory and by means of program WinImage to make an image of this Flash, and then to restore all keys from this image Flash memory of any type and the size.



1.18 ALM

The Automation License Manager is a product of Siemens AG Automation & Drives Group.

It is used to manage license keys (the technical form of licenses).

Software products requiring a license key automatically report this requirement to the Automation License Manager.


When the Automation License Manager finds a valid license key for this software, the software can be used in conformity with the end user license agreement.

It is developed in connection with release of version ALM 3.0 - the Authorization Licenses Manager after whom, so-called, "fastcopy" long keys of authorization have ceased to work because of their ignoring by this Authorizator.

"Fastcopy" keys could be copied simply in the directory of licenses C: \AXNF ZZ. They used auxiliary "hole" in system of authorization ALM <v3.0 which have been covered with output Step7 v5.4 SP1.

Also additional coding the keys, therefore new keys have been applied are not visible in ALM v2.2.

New keys are not visible in ALM v1 and v2.



1.19 transferring a license key to a PC without floppy disk drive

What options are there for transferring a license key to a PC without floppy disk drive?

Configuration Notes:

For some time now computers have been produced without a floppy disk drive. However, in order to install certain automation software products you need a floppy disk drive to install the license keys supplied on floppy disk.

Using the Automation License Manager you can install the licenses on a PC without floppy disk drive as follows.

Transport Medium	License Key Type	
	Authoriza tion (e.g. STEP 7 V5.2)	License Key (e.g. Floating License Key STEP 7 V5.3)
External floppy disk drive with USB interface	X	X
USB stick as transfer medium from one computer with floppy disk drive to a computer without floppy disk drive	--	X
Second computer with floppy disk drive in the company network and transfer via the network	X ¹⁾	X ¹⁾
Second computer with floppy disk drive and offline transfer (see Help of the Automation License Manager)	X ¹⁾	X ¹⁾

¹⁾ The Automation License Manager must also be installed on both computers.

Note:

You can recognize a License Key in the Automation License Manager by the twenty-digit license number.

An authorization has a ten-digit license number.

1.20 Multikey

	SIFLA1PLCS0504	ekb	8 960	13.03.2008 08:35
✓	SIFLA1PLCS0504	S7-PLCSIM V5.4	00401000002008003015	L:\
✓	SIFLA1PLCS0504	S7-PLCSIM V5.4	00401000002008003010	L:\
✓	SIFLA1PLCS0504	S7-PLCSIM V5.4	00401000002008003011	L:\
✓	SIFLA1PLCS0504	S7-PLCSIM V5.4	00401000002008003012	L:\
✓	SIFLA1PLCS0504	S7-PLCSIM V5.4	00401000002008003013	L:\
✓	SIFLA1PLCS0504	S7-PLCSIM V5.4	00401000002008003014	L:\

6 keys in ONE file !

You can move keys with different serial number to one disk.

File size = 1280 x (Nkey + 1)

6 ключей в одном файле !

Можно копировать ключи с разными серийными номерами на один диск.

Размер файла = 1280 x (Nключей + 1)

1.21 Problems

List index out of bounds

Problems with ALM v3.0 HF3

Problems with WinCC

Problems with WinCC Archive v6.2

Problems with PCS7 v7

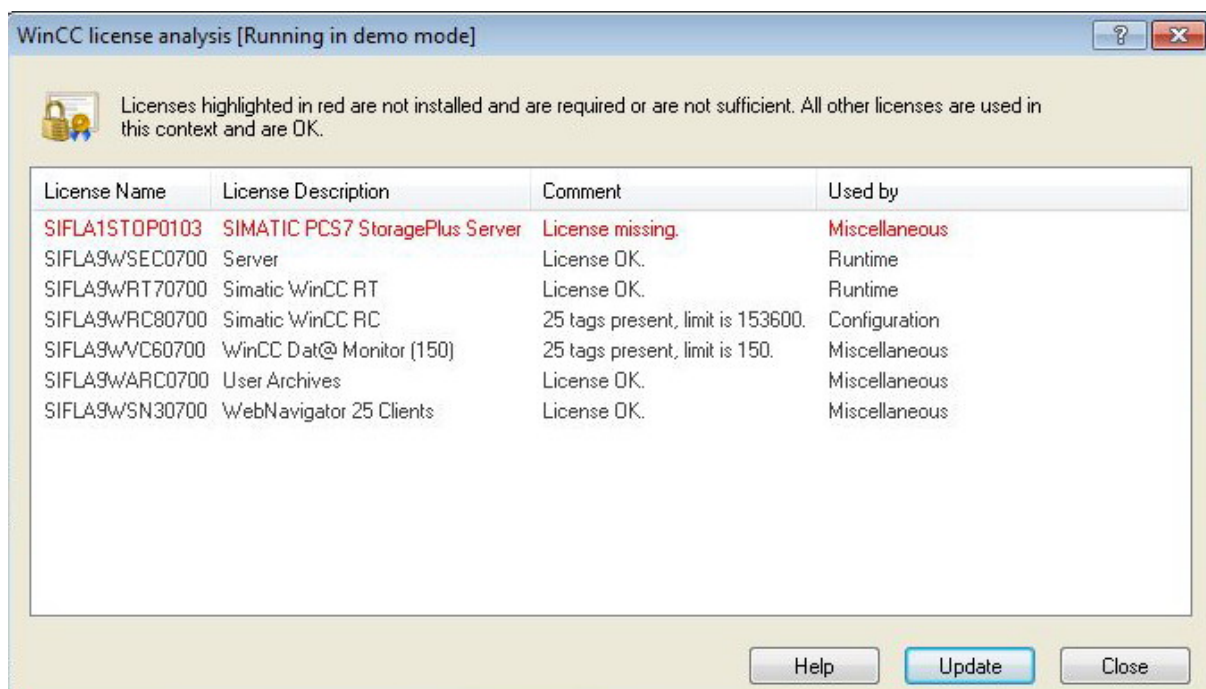
I need SIUPA9WRC5--3 POWERPACK (upgrade) KEY ?

1.21.1 key_for_PCS7_v8.0

Part of the key branches in PCS7 v8.0

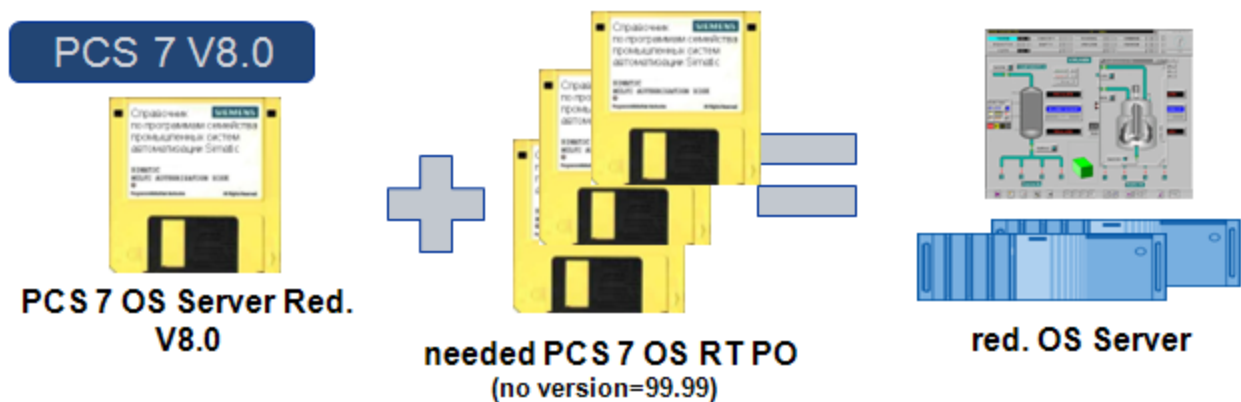
another part can be taken from branches WinCC v7.0

In v8.0 improved diagnosis, associated with the keys - so you probably will be easier to find the missing keys



After installation of the key need testing of keys in the ALM and restart WinCC

1.21.2 PCS7 v8.0 and key9999



SIFLP7OSRE0800 + SIFCYP7ORT9999*

bundle key "SIFLP7OSRE0800" "OS Server Redundancy"

include keys:

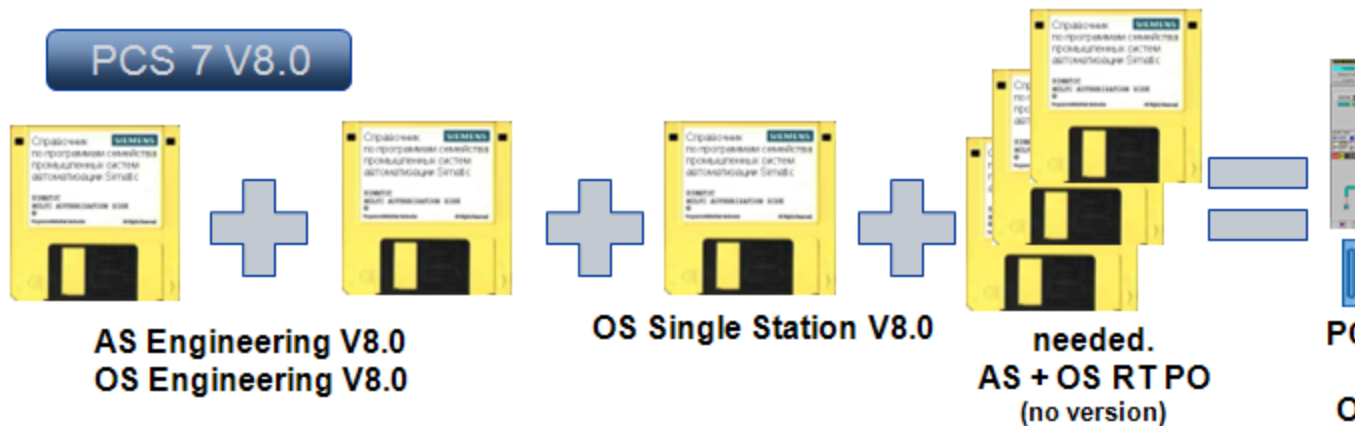
"SIFLP7REDU0800" "OS Redundancy"


"SIFLP7SERB0800" "OS Server Basic"

"SIFLP7SISB0800" "OS Single Station Basic"



SIFLP7OSES0800 +	SIFLP7OSES0800
bundle key "SIFLP7ASES0800" "AS Engineering"	bundle key "SIFLP7OSES0800" "OS Engineering"
include keys:	include keys:
"SIFLA171040505" "Step 7 5.5" SIFLA1CFCU0800" "CFC unlimited 8.0" "SIFLA1DOCP0504" "DocPro5.4" "SIFLA1SCL_0503" "SCL 5.3" "SIFLA1SFC_0800" "SFC 8.0" "SIFLA1THPO0800" "TH-PO 8.0"	"SIFLP7OSEB0800" "OS Engineering Basic" "SIFLP7REDU0800" "OS Redundancy" "SIFLP7SERB0800" "OS Server Basic"





ES
unlimited

Status	Family	Product	Version	Number of license ...	Standard licens
→	SIMATIC PCS 7	AS Engineering	8.0	1	Floating
—	SIMATIC PCS 7	AS RT PO	-	1	Floating
—	SIMATIC PCS 7	BCE	8.0	1	Floating
—	SIMATIC PCS 7	IEAPO	8.0	1	Floating
—	SIMATIC PCS 7	Maintenance ES	8.0	1	Floating
—	SIMATIC PCS 7	OS Engineering	8.0	1	Floating
—	SIMATIC PCS 7	Version Trail	8.0	1	Floating

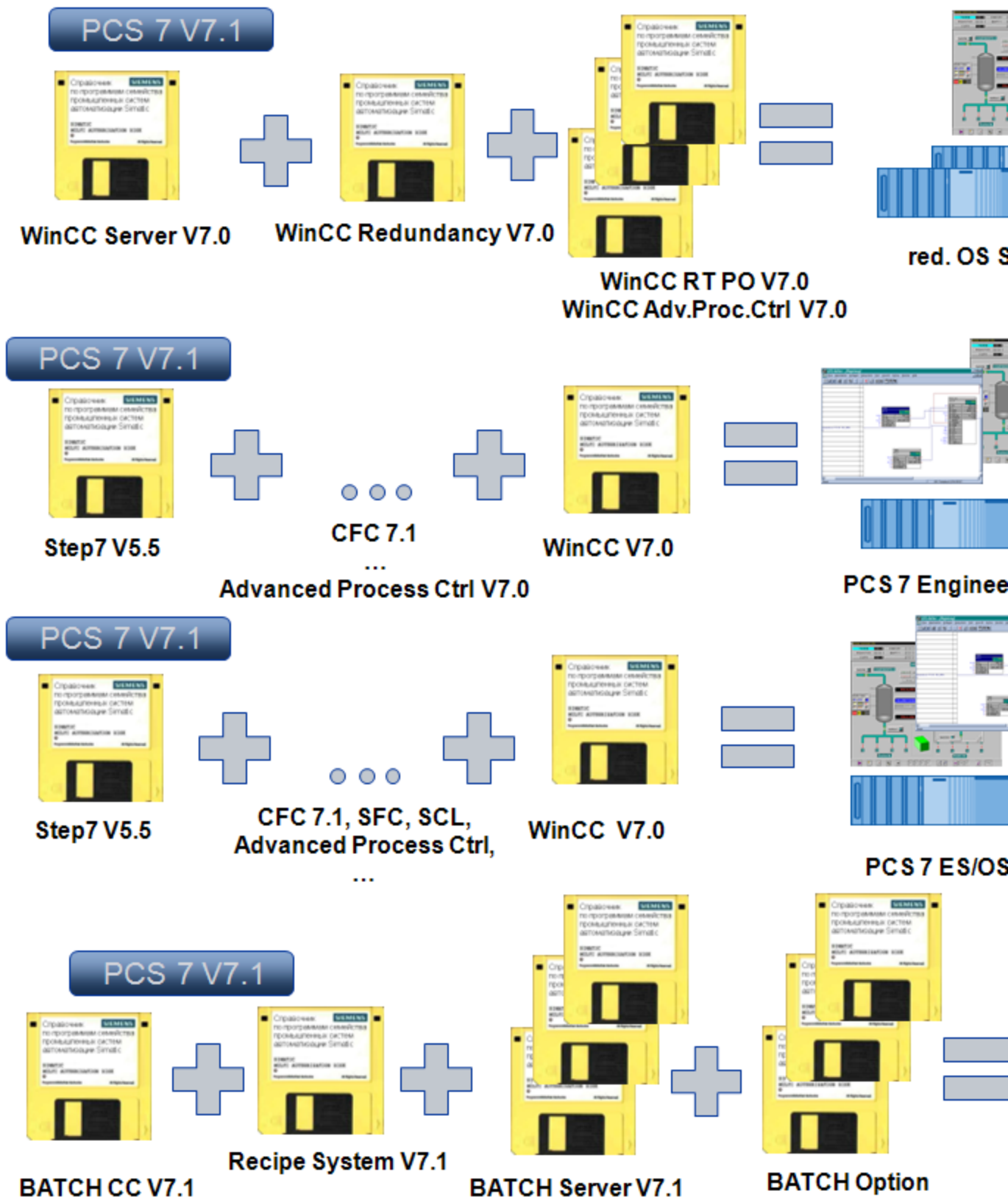
OS Server
redundant

Status	Family	Product	Version	Number of license keys	Standard licens
→	SIMATIC PCS 7	BCE	8.0	1	Floating
—	SIMATIC PCS 7	OS RT PO	-	1	Single
—	SIMATIC PCS 7	OS Server Redundancy	8.0	1	Single
—	SIMATIC HMI	WinCC Archive	-	1	Single

OS client

Status	Family	Product	Version	Number of license keys	Standard li
—	SIMATIC PCS 7	OS Client	8.0	1	Floating
—	SIMATIC PCS 7	SFC-Visualization	8.0	1	Floating

1.21.3 License concept PCS 7 V7



1.21.4 Problems with PCS7 v7

You can try use these keys for PCS7 v7.0 (SP1)

Status	License key	Family	Product	Version	N...	O.	Standard license type	Validity
—	SIFPZASRPX07001	SIMATIC PCS 7	AS RT PO (100)	7.0	1	-	Floating	100 Click(s) (100 Clicks)
—	SIFCYASRPX07001	SIMATIC PCS 7	AS RT PO (100)	7.0	1	-	Floating	100
—	SIFPZASRPX07005	SIMATIC PCS 7	AS RT PO (1000)	7.0	1	-	Floating	1000 Click(s) (1000 Clicks)
—	SIFCYASRPX07005	SIMATIC PCS 7	AS RT PO (1000)	7.0	1	-	Floating	1000
—	SIFPZASRPX0700A	SIMATIC PCS 7	AS RT PO (10000)	7.0	1	-	Floating	10000 Click(s) (10000 Clicks)
—	SIFLZASRPX0700	SIMATIC PCS 7	AS RT PO (10000)	7.0	1	-	Floating	Unlimited
—	SIFCYASRPX0700A	SIMATIC PCS 7	AS RT PO (10000)	7.0	1	-	Floating	10000

when you run OS WinCC from PCS7 you required WCP RC PO key

when you run OS WinCC from WinCC you required WRC RC key

—	SIFCY9WTGX06026	SIMATIC HMI	WINCC Arch (80000)	6.2	1	-	Floating	80000
—	SIFLA9WCP30602	SIMATIC HMI	WinCC RC PO (1024)	6.2	1	-	Floating	Unlimited
—	SIFLA9WCP60602	SIMATIC HMI	WinCC RC PO (102400)	6.2	1	-	Floating	Unlimited

PO = Power Objects = Tags for WinCC

Process Control System PCS 7 V7.0 SP1

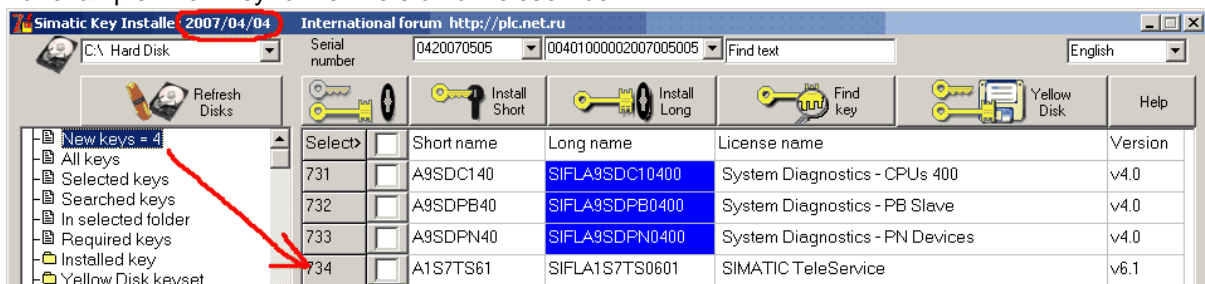
PC Configuration and Authorization

https://support.automation.siemens.com/WW/llisapi.dll/csfetch/27002558/ps7pck_b_en-US.pdf

1.21.5 New keys

Keys for some new Simatic programs will appear in the list **only after installation** of these Simatic programs on your computer.

For example - new key for new version of Teleservice



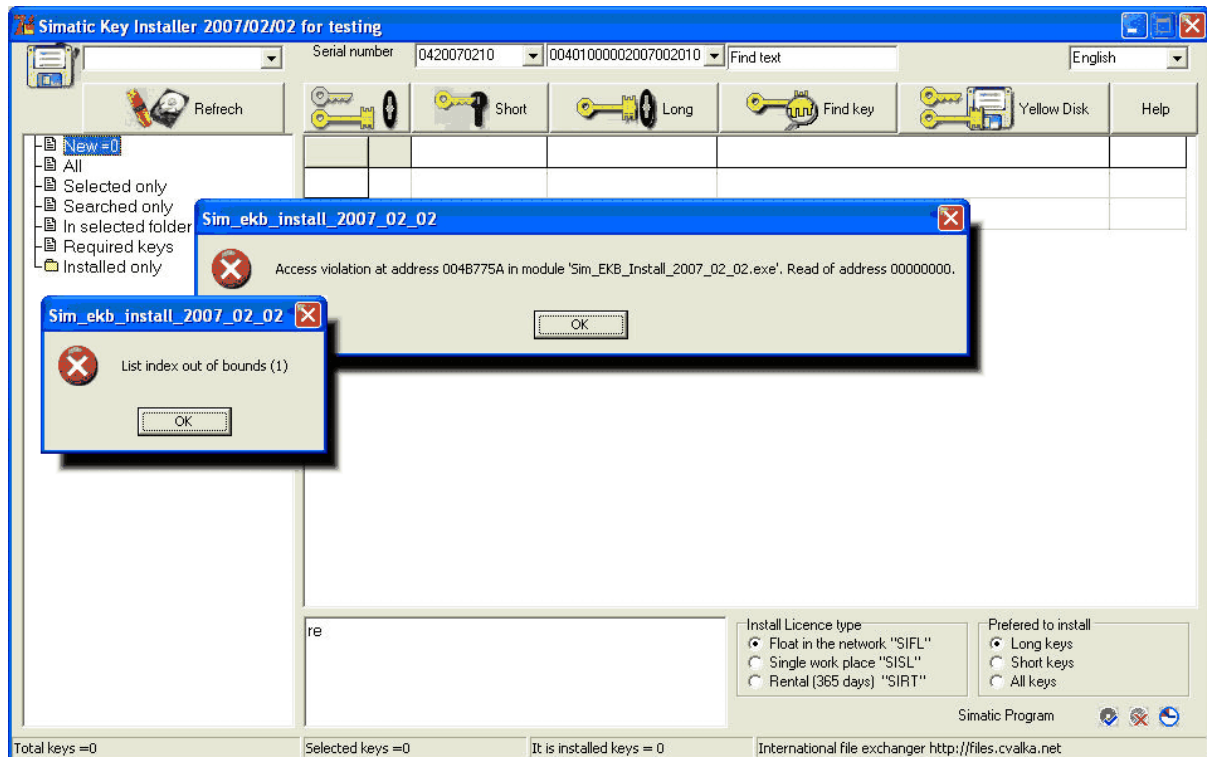
1.21.6 List index out of bounds

Problem:

When run the application in my computer come out error window.

In another computer computer the application running correctly.

This are the print screen of the error.



I had the same problem as the one described on your web page.

Access violation at address 004BDF4E in module 'Sim_EKB_Install_2007_11_27.exe'. Read of address 00000000

I have a laptop with only one harddrive no floppydrive.

When I start the program it makes the "access violation" error,

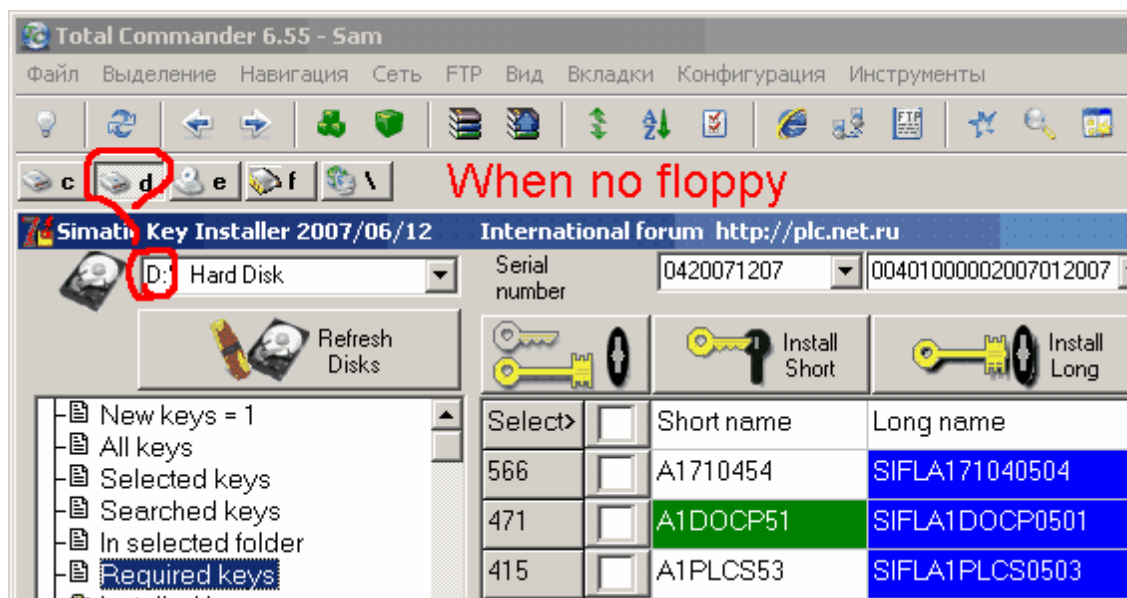
when I then add an usb drive the program can start.

It seems like the program wants to select disk number 2 in the dropdown box, it would normally be the "c" drive but only if you have a floppy drive installed.

I also have a laptop with only one harddrive no floppydrive,

but I divide a disk into 2 partitions C:\ and D:\.

Therefore I do not see similar errors



"in Russian"

1.21.7 Problems with ALM v3.0 HF3

On some computers right after installations of updating of program ALM 3 HF3 (from Step7 v5.4 SP2) can arise problems with working capacity of original and not original keys. The reason of an error while is unknown.

Method of the decision of a problem.

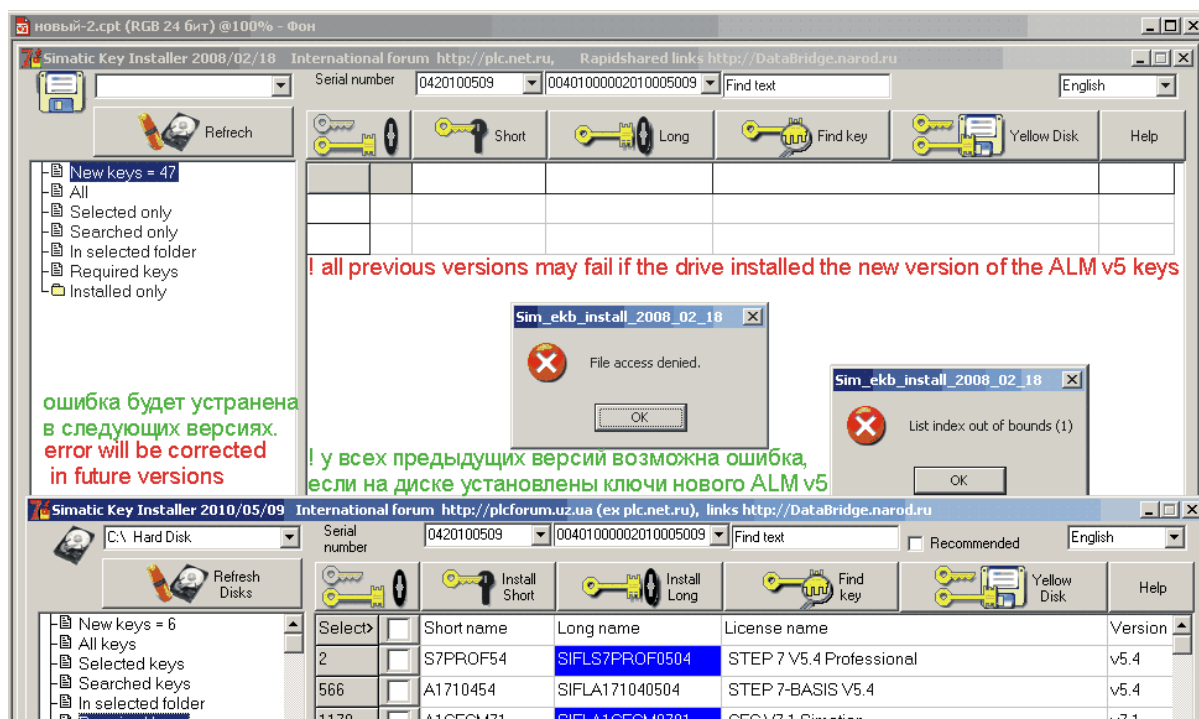
1. Reload a computer.
2. Check up keys through program ALM.
3. Try to reinstall program ALM.
4. Reinstall keys.
5. Deinstall the new version of the program and install previous version ALM 3 HF1.

1.21.8 Problems with ALM v5.0

v2010.05.09

! all previous versions may fail if the drive installed the new version of the ALM v5 keys !
error will be corrected in future versions

Because of the new release ALM v5 may be many intermediate versions as far as finding new challenges.



1.21.9 BATCH

Calculating the units for the BATCH station

License key for BATCH station

A defined number of units can be operated and monitored with this license key.

The number of units that can be processed depends on the utilization of the BATCH server.

Example: BATCH Server (20)

The license key for BATCH server is adequate for configuring up to 20 units.

Requirement

? SIMATIC Manager is open.

Procedure

1. In the SIMATIC Manager, select the multiproject/project for which you want to calculate the number of configured units.

2. Select the menu command Options > SIMATIC BATCH..

.The "Configure BATCH Process Cell" dialog box opens.

3. Select the "BATCH Process Cell" folder in the tree view.

4. In the "Process Cell" section, click "Check validity".

5. In the "Log" group, enable the "Validate" check box.

6. Click the "Display" button.

Result

A log file opens in the Internet Explorer.

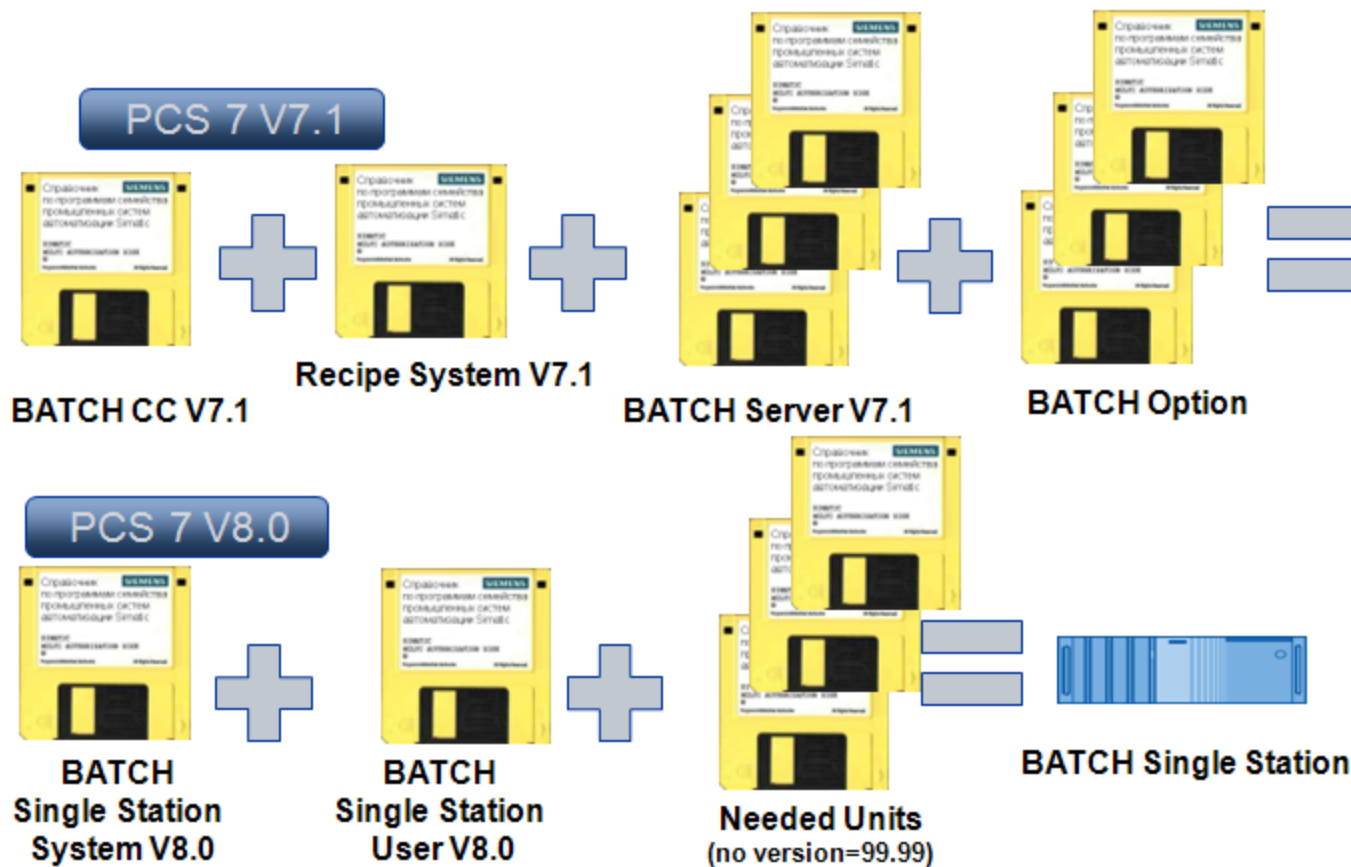
? If the "Check validity" or "Compile" function shows an error in the configuration, you will need to correct the error and calculate the process objects again.

? If the configuration is free of errors, you will find the number of units configured in the multiproject/project in the table under the heading "Units".

? You can calculate the number of configurable units based on the license keys through the Automation License Manager.

Example of the layout of a log file:

Plant	Units	Log	Date, time	Result
<process cell name>	11	Plausibility	<date, time>	0 errors, 0 warnings
No.	ID	Error	Warning	Remedy



1.21.10 CFC: AS License key for engineering

License key for the AS

The required license key for all SIMATIC stations depends on the total number of process objects loaded and configured in a project (multiproject).

When an AS is loaded, the loaded process objects are evaluated.

The following procedure shows you how to calculate the number of process objects configured in a project.

With a multiproject, you need to determine the number per project and add them together.

The following applies as of PCS 7 V7.0 SP1:

The number of process objects loaded into the AS is calculated and subtracted from the available process objects (countable license keys).

You calculate the number of available (still to be loaded) process objects using the license key via the Automation License Manager or in SIMATIC Manager via the menu command

Options > Charts > Process Objects Statistics.

Display

The display of the number of licenses is based on the object selected in the SIMATIC Manager (multiproject, project, SIMATIC station).

Requirement

The SIMATIC Manager is open.

Procedure

1. Select the multiproject in the component view.
2. Select the menu command Options > Charts > Process Objects Statistics.

The "Process Objects Statistics" dialog box opens.

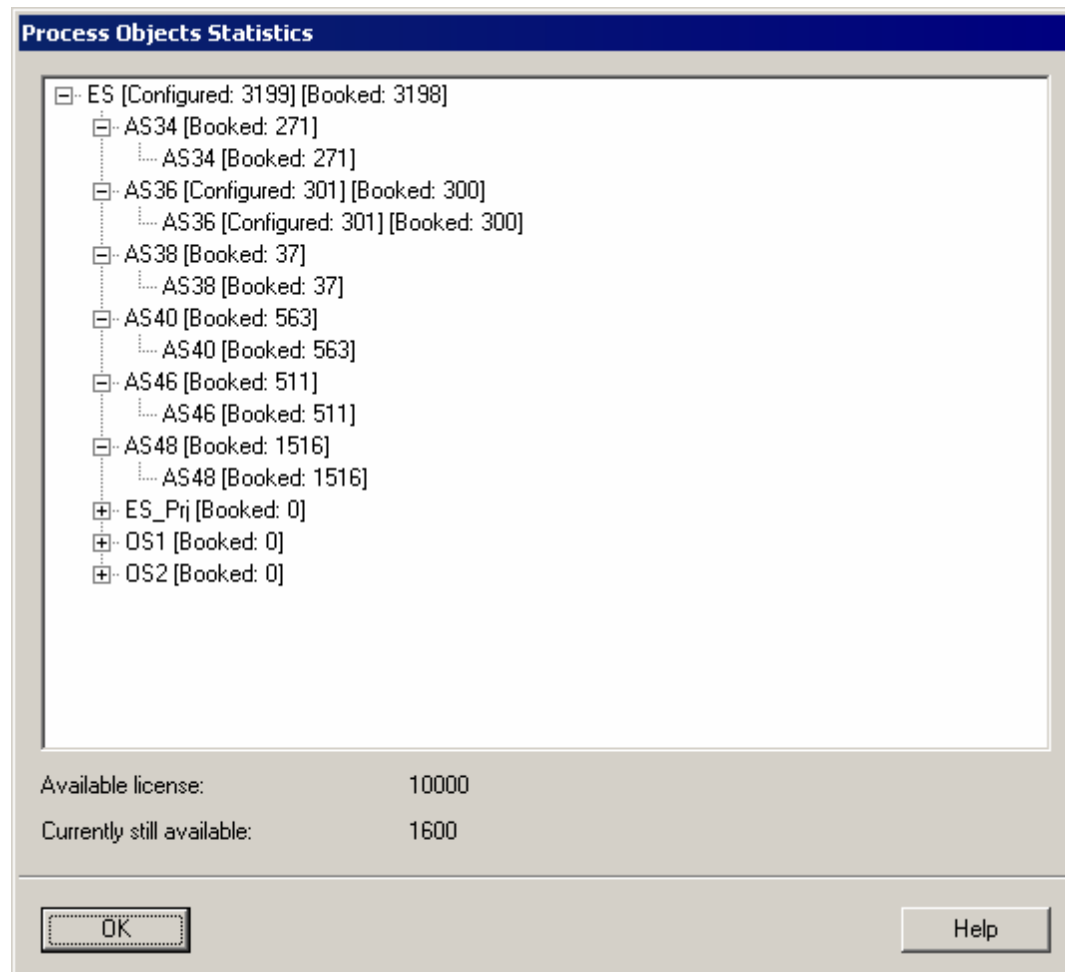
Result

The "Process Objects Statistics" dialog box shows the number of configured process objects, the existing license, and the process objects which are currently still available for the following system areas:

? Multiproject

? Project

? SIMATIC station



AS License key for engineering

Relevant process objects in the project are process objects that can be monitored with the OS.

The license key for engineering provides the number of process objects that you can configure in the CFC as "process objects in the project".

Procedure

You can calculate the number of configured process objects as follows:

1. Open any chart in CFC.
2. Select the menu command Options > Chart Reference Data.

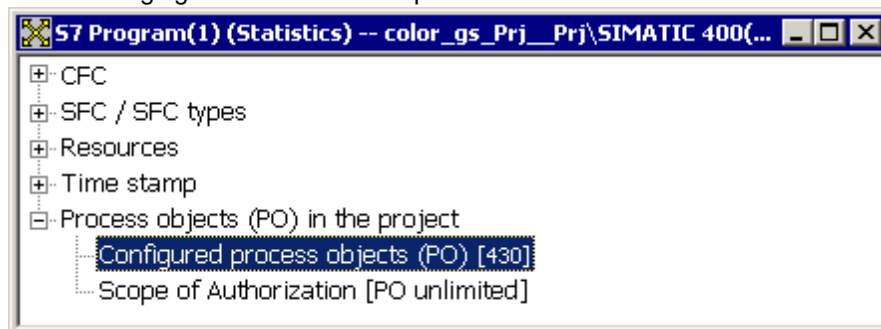
The "Chart Reference Data" dialog box opens.

3. Select the menu command View > Statistics.

Result

You will find the number of "Process objects (PO) [x]" and the scale of the license key in the "process objects in the project" path.

The following figure shows an example.



1.21.11 Route Control

Calculating the routes for the route control station

License key for route control station

For the process mode of SIMATIC Route Control, the number of active routes (material transports) is relevant and not the number of configured routes. The number of routes active in process mode is based on the process.

Long name	License name
SIFLA7RCS30700	Route Control Server 300 simultaneous
SIFLA7RCS20700	Route Control Server (100)
SIFLA7RCS10700	Route Control Server 30 simultaneous
SIFLA7RCEN0700	Route Control Engineering
SIFLA7RCCX0700	Route Control Center

Example: Route Control Server (300)

This is the license key for a route control server in which 300 routes can be simultaneously active in process mode.

Determining the route license

The status bar of the Route Control Center shows how many routes were active simultaneously after a restart of the route control server.

License key too small – server license key is installed

Note

If the route control server detects a license key for 30, 100 or 300 routes during startup, the maximum number of simultaneous material transports will be limited to this value.

If the server then receives a 31st, 101st or 301st route request, the Route Control Center reports that the license key is missing or that the limit has been exceeded.
The route control server continues to operate.

License key too small – server license key is not installed

If no license key is installed on the route control server, the server is limited to a maximum of 300 routes (maximum limit).

Since information about the actual size of the system is lacking on the route control server, it makes an estimate on the safe side - you can continue to operate the system even when there is no license.

The absence of a license is displayed in the Route Control Center.

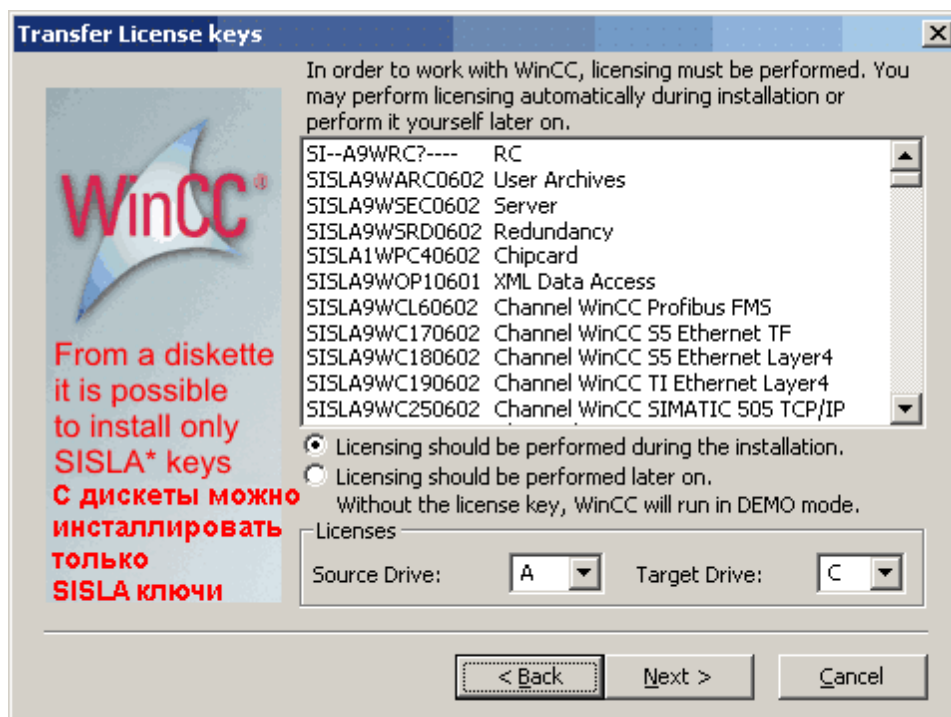
New license

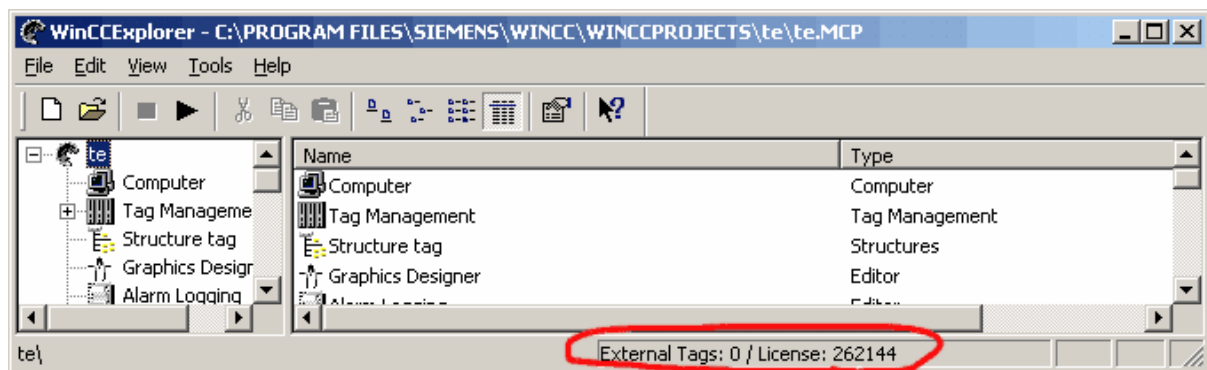
Restart the route control server after you have installed the license.

1.21.12 Problems with WinCC

For some programs (in particular WinCC and WebNavigator) from a diskette it is possible to install only SISLA keys.

On what that to reason SIFLA* keys are ignored at installation - their names are rigidly hammered in Setup.





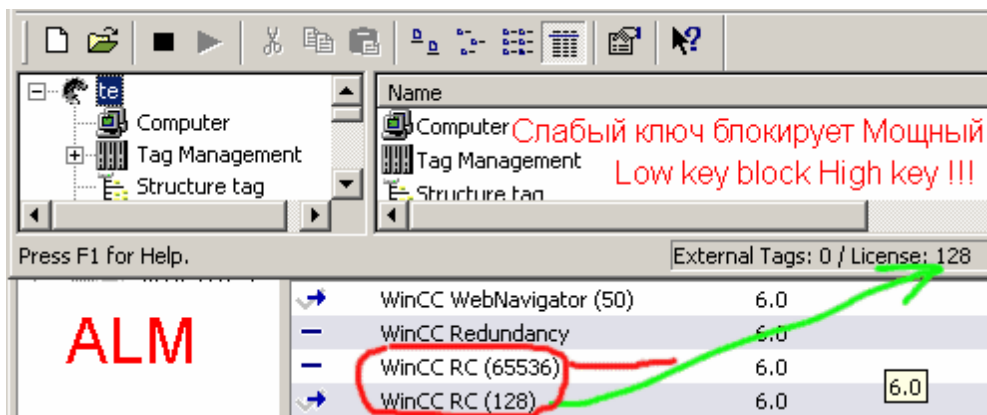
See LogFiles in C:\Program Files\SIEMENS\WINCC\Diagnose

for example License.Log when License key A9WRC installed

```
02/01/2007 13:16:50 InitLicense CS | AppName = AppCS:Mcp | CycleCheck = yes |
NameForMessageBox = | Name of License = SIFLA9WRC70600 | Text of License = WinCC RC
(262144) |
02/01/2007 13:16:50 InitLicense ED | AppName = AppEd:Mcp | CycleCheck = own |
NameForMessageBox = | Name of License = SIFLA9WRC70600 | Text of License = WinCC RC
(262144) |
02/01/2007 13:17:07 InitLicense RT | AppName = OptRT:CHIPCARD | CycleCheck = no |
NameForMessageBox = | Name of License = SIFLA1WPC40600 | Text of License = WinCC Chipcard |
02/01/2007 13:17:07 ExitLicense RT | AppName = OptRT:CHIPCARD | CycleCheck = no | Name of
License = SIFLA1WPC40600 | Text of License = WinCC Chipcard |
02/01/2007 13:17:08 InitLicense CS | AppName = AppCS:TlgASO | CycleCheck = yes |
NameForMessageBox = | Name of License = SIFLA9WTG30600 | Text of License = WINCC Archive
(30000) |
02/01/2007 13:18:48 InitLicense xx | AppName = ConnectivityPack | CycleCheck = no |
NameForMessageBox = | Name of License = SIFLA9WOP10600 | Text of License = WinCC
Connectivity Pack |
02/01/2007 13:18:48 ExitLicense xx | AppName = ConnectivityPack | CycleCheck = no | Name of
License = SIFLA9WOP10600 | Text of License = WinCC Connectivity Pack |
02/01/2007 13:30:15 ExitLicense CS | AppName = AppCS:TlgASO | CycleCheck = yes | Name of
License = SIFLA9WTG30600 | Text of License = WINCC Archive (30000) |
02/01/2007 13:30:17 ExitLicense CS | AppName = AppCS:Mcp | CycleCheck = yes | Name of License
= SIFLA9WRC70600 | Text of License = WinCC RC (262144) |
02/01/2007 13:30:17 ExitLicense ED | AppName = AppEd:Mcp | CycleCheck = own | Name of License
= SIFLA9WRC70600 | Text of License = WinCC RC (262144) |
```

Example when installed 2 License key A9WRC.

Low key with 128 tags block High key with 65536 tags

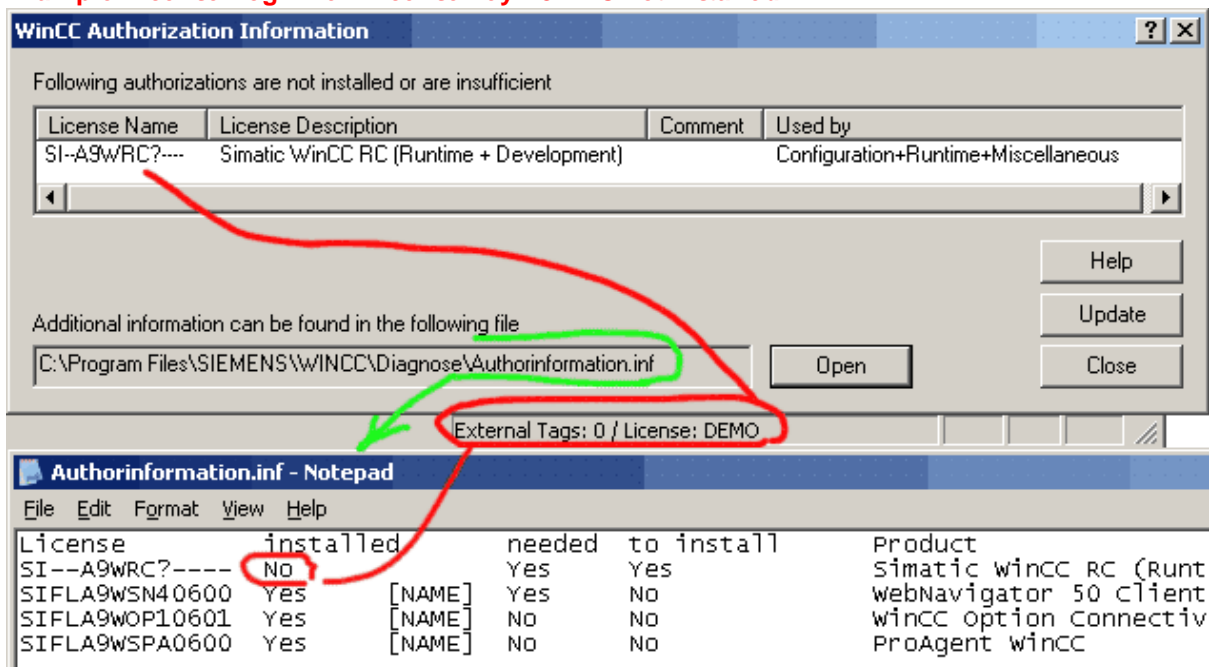


Example License.Log when installed 2 License key A9WRC.

02/01/2007 14:39:29 InitLicense CS | AppName = AppCS:Mcp | CycleCheck = yes |
 NameForMessageBox = | Name of License = SIFLA9WRC10600 | Text of License = WinCC RC (128) |
 02/01/2007 14:39:29 InitLicense ED | AppName = AppEd:Mcp | CycleCheck = own |
 NameForMessageBox = | Name of License = SIFLA9WRC10600 | Text of License = WinCC RC (128) |

You need use only one key with max Tags

Example License.Log when License key A9WRC not installed



for example Authorinformation.inf when License key A9WRC* not installed

License	installed	needed	to install	Product
SI-A9WRC?----	No	Yes	Yes	Simatic WinCC RC (Runtime + Development)
SIFLA9WSN40600	Yes	Yes	No	WebNavigator 50 Clients

SIFLA9WOP10601	Yes	No	No	WinCC Option Connectivity Pack
SIFLA9WSPA0600	Yes	No	No	ProAgent WinCC

and part of License.Log when License key A9WRC* not installed

02/01/2007 14:10:20 Control Center - Demo Mode ConfigurationSystem enabled -

02/01/2007 14:10:20 NoLicense CS | Name of License = A9WRC?0600 | Text of License = Simatic WinCC RC (Runtime + Development) | **Exists = No** |

02/01/2007 14:10:20 InitLicense CS | AppName = AppCS:Mcp | CycleCheck = yes |

NameForMessageBox = | Name of License = A9WRC?0600 | Text of License = Simatic WinCC RC (Runtime + Development) |

02/01/2007 14:10:22 NoLicense ED | Name of License = A9WRC?0600 | Text of License = Simatic WinCC RC (Runtime + Development) | Exists = No |

02/01/2007 14:10:22 Control Center - Demo Mode Editors enabled -

02/01/2007 14:10:22 InitLicense ED | AppName = AppEd:Mcp | CycleCheck = own |

NameForMessageBox = | Name of License = A9WRC?0600 | Text of License = Simatic WinCC RC (Runtime + Development) |

.....

1.21.13 WinCC: the number of process objects

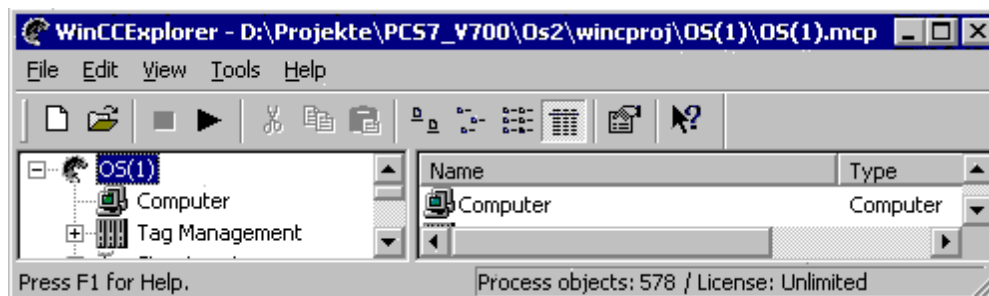
If you have executed the "Compile OS" function in SIMATIC Manager, you can determine the number of configured process objects in the WinCC Explorer:

Determining the number of process objects

1. Select the OS in the WinCC Explorer:

The number of configured process objects is displayed at the bottom right of the dialog box.

The screenshot below shows an example with "578 process objects".



Insufficient license key

If you open a project with an insufficient number of configurable process objects, the OS program switches to demo mode automatically.

If an RT/RC license key is present, the maximum number of configurable process objects is always permissible on a client, as the number of configurable process objects is only checked on a server.

Long name	License name	Version
SIFLA9WRC90700	WinCC RT PO (unlimited)	v7.0
SIFLA9WRC80700	WinCC RT PO (20000)	v7.0
SIFLA9WRC70700	WinCC RT PO (10000)	v7.0
SIFLA9WRC60700	WinCC RT PO (8500)	v7.0
SIFLA9WRC50700	WinCC RT PO (5000)	v7.0

SIFLA9WRC40700	WinCC RT PO (3000)	v7.0
SIFLA9WRC30700	WinCC RT PO (2000)	v7.0
SIFLA9WRC20700	WinCC RT PO (1000)	v7.0
SIFLA9WRC10700	WinCC RT PO (250)	v7.0
SIFLA9WRC00700	WinCC RT PO Client	v7.0

1.21.14 WinCC: the number of archive values

License key for archive values

This license key allows you to archive a defined number of archive values with the operator station.

The basic package is supplied with a license key for 512 archive values.

The license key required for archiving archive values in the OS project depends on the number of values configured for archiving.

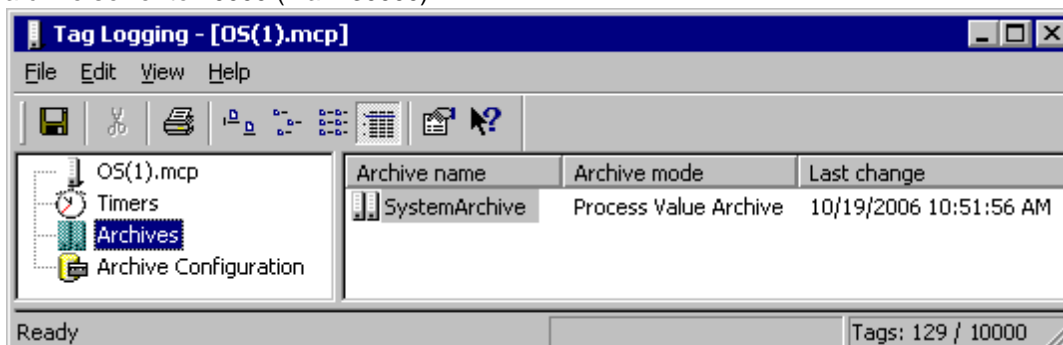
Open the "Tag Logging" editor in the WinCC Explorer.

The number of configured archive values is displayed at the bottom right of the dialog box.

The screenshot below shows an example with 129 of 10,000 authorized archive values.

Example: WINCC User Archives (10000)

This license key enables you to increase the number of archive values which can be configured for the archive server to 10000 (max. 30000)



Insufficient license key

If you open a project with an insufficient number of configurable process objects, the OS program switches to demo mode automatically.

If an RT/RC license key is present, the maximum number of configurable process objects is always permissible on a client, as the number of configurable process objects is only checked on a server.

	Short name	Long name	License name	Version
977	A9WARC70	SIFLA9WARC0700	WINCC User Archives	v7.0
978	Y9WTG670	SIFCY9WTGX07006	WINCC-V7 Arch 80000 ATg	v7.0
979	Y9WTG570	SIFCY9WTGX07005	WINCC-V7 Arch 10000 ATg	v7.0
980	Y9WTG470	SIFCY9WTGX07004	WINCC-V7 Arch 4G ATg UNLIM	v7.0
981	Y9WTG370	SIFCY9WTGX07003	WINCC-V7 Arch 30000 ATg	v7.0

982	Y9WTG270	SIFCY9WTGX07002	WINCC-V7 Arch 5000 ATg	v7.0
983	Y9WTG170	SIFCY9WTGX07001	WINCC-V7 Arch 1500 ATg	v7.0
1024	Y9WTG770	SIFCY9WTGX07007	WINCC-V7 Arch 120000 ATg	v7.0

1.21.15 WinCC CAS

Calculating the process objects for the central archive server

The archive values of all OS servers in a PCS 7 plant are archived on a central archive server.

The sum of the archive values of all OS servers gives the number of licensed archive values.

License keys for the central archive server

The following license keys are required for the central archive server:

? License key for operating an OS client: SIFLA9WRP00602 WinCC RT PO Client ; SIFLA9WCP70700 WINCC-V7 RC PO (10000)

? License key for the "StoragePlus" software package: SIFLA1STOP0102 StoragePlus

? To use the central archive server: SIFLA9WSEC0700 WinCC Server

? To use the archives: SIFCY9WTGX07005 WINCC-V7 Arch 10000 ATg; SIFLA9WARC0700 WinCC Archive

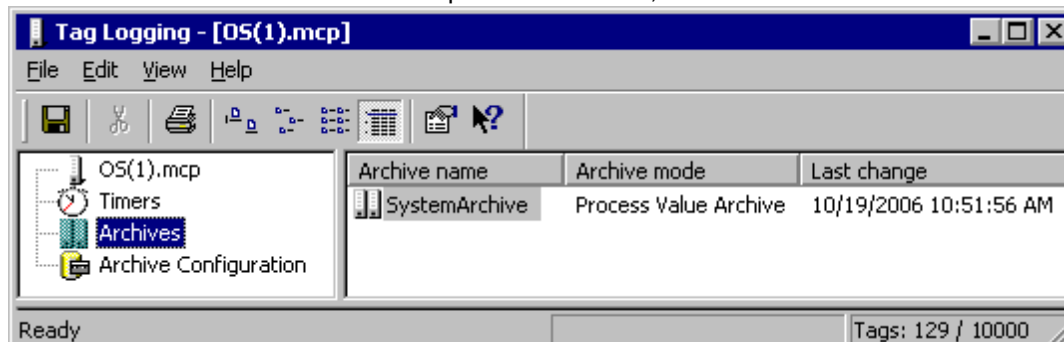
? To view archived data: SIFLA9WVC20707 WinCC DataMonitor 10 Clients

Determining the number of archive values on an OS server

1. Open the "Tag Logging" editor in the WinCC Explorer.

The number of configured archive values is displayed at the bottom right of the dialog box.

The screenshot below shows an example with 129 of 10,000 authorized archive values.



2. Determine the number of archive values of all OS servers.

If redundant OS servers are used, the number of archive values must be doubled.

1.21.16 WinCC Maintenance station

Calculating the asset tags (hardware components) for the maintenance station

License key for WinCC Maintenance station

The license type of these license keys is "Count relevant license" SIFCYMAINR0700*.

	Short name	Long name	License name	Version
739	MAINES70	SIFLMAINES0700	Maintenance ES V7.0	v7.0
740	YMAINR70	SIFLYMAINR0700	Maintenance RT V7.0 (unlimited)	v7.0

741	YMAINR71	SIFCYMAINR0700 1	Maintenance RT V7.0 (10)	v7.0
742	YMAINR74	SIFCYMAINR0700 4	Maintenance RT V7.0 (100)	v7.0
1107	YMAINR75	SIFCYMAINR0700 5	Maintenance RT V7.0 (250)	v7.0
767	YMAINR76	SIFCYMAINR0700 6	Maintenance RT V7.0 (500)	v7.0
743	YMAINR77	SIFCYMAINR0700 7	Maintenance RT V7.0 (1000)	v7.0

The licensed scope is added together when several license keys are installed.
 ? This license key allows you to monitor a defined number of diagnostic objects (asset tags).

Example: SIFCYMAINR07004 Maintenance RT (100)

This license key is sufficient for diagnosing up to 100 hardware components with a maintenance station.
 If you have 3 Maintenance RT (100) license keys (**with difference serial numbers !**) on a maintenance station,
 you will be able to diagnose up to 300 (100+100+100) hardware components.

Status	License key ▲	Product	Version	Standard I...	License type	License number	Validity
✓	SIFCYMAINR07004	Maintenance RT (100)	7.0	Floating	Count relevant	00401000002009004010	100
✓	SIFCYMAINR07004	Maintenance RT (100)	7.0	Floating	Count relevant	00401000002009004011	100
✓	SIFCYMAINR07004	Maintenance RT (100)	7.0	Floating	Count relevant	00401000002009004012	100

Components with diagnostics capability

The following components with diagnostics capability are classed as asset tags within a PCS 7 project:

- ? PC stations
- ? Network components with diagnostics capability (e.g., switches)
- ? Automation systems (CPU)
- ? Distributed I/O (ET 200 station)
- ? Field devices with diagnostics capability

Requirement

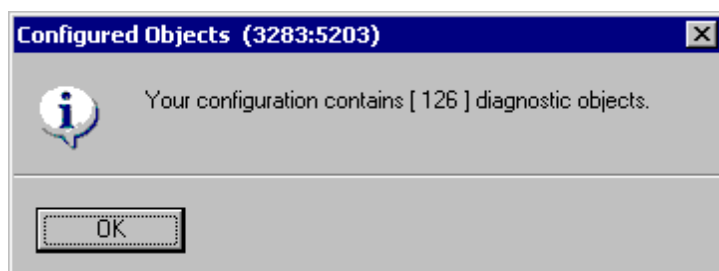
SIMATIC Manager is open.

Procedure

1. Select the multiproject in the plant view.
 2. Select the menu command Options > Plant Hierarchy > Configured Objects.
- The "Configured Objects" dialog box opens.

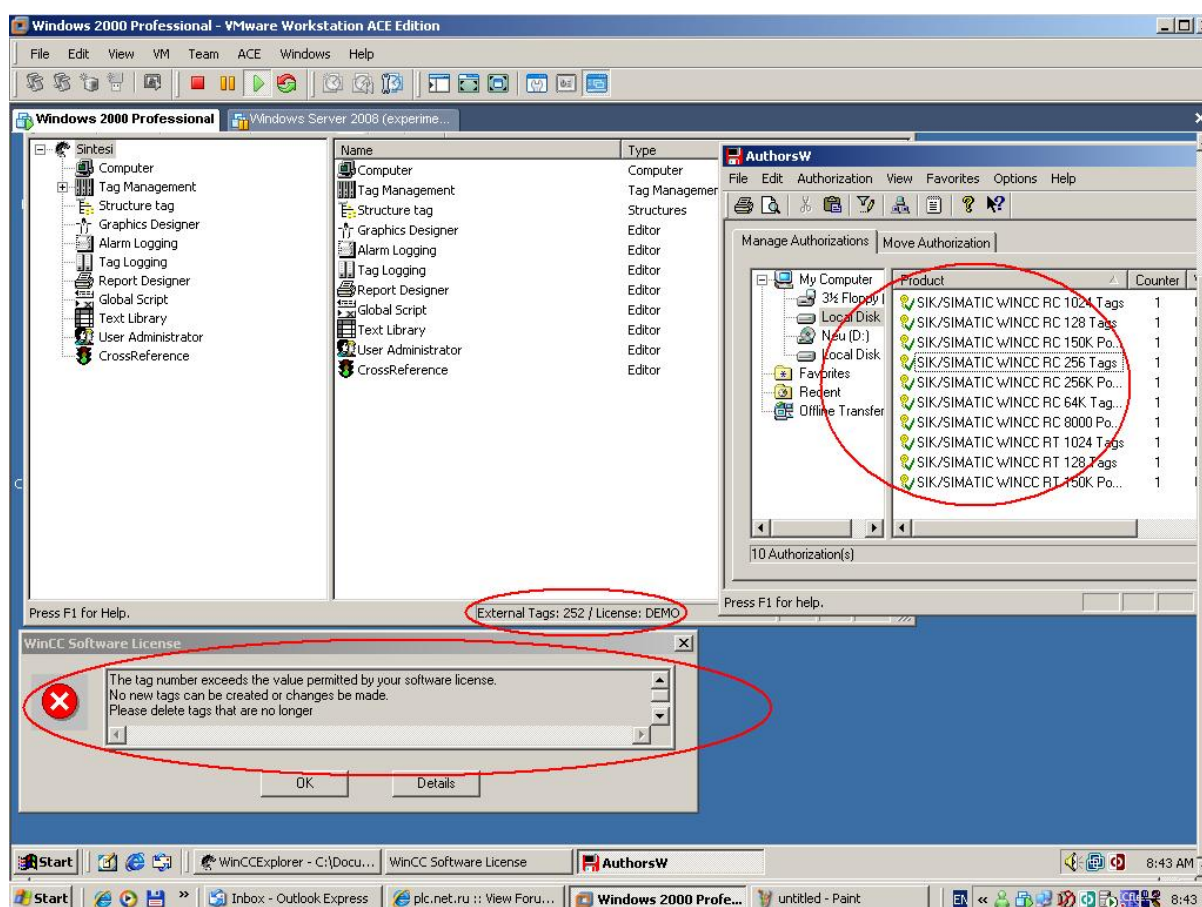
Result

The "Configured Objects" dialog box displays the number of configured diagnostic objects (asset tags).



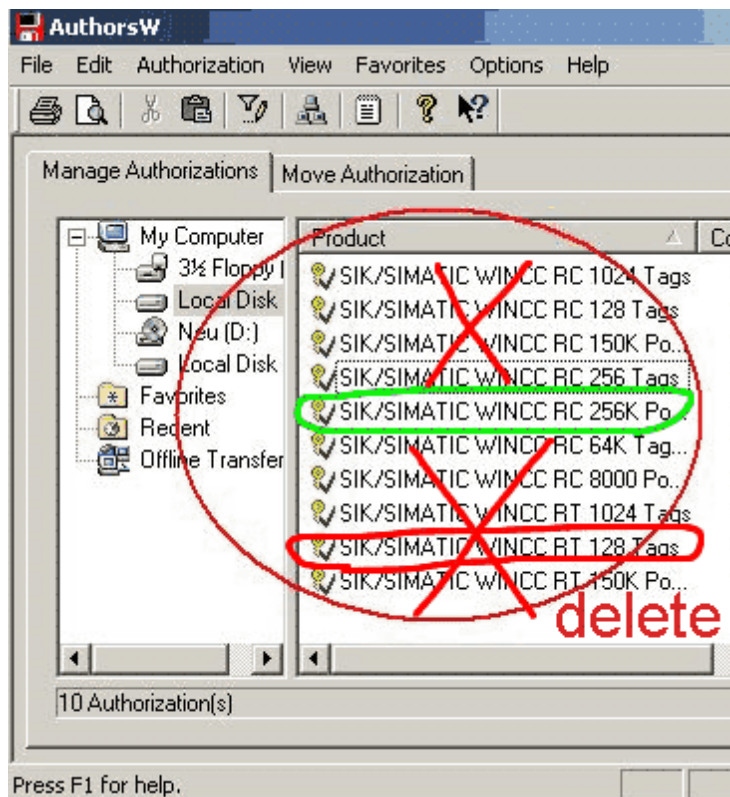
1.21.17 WinCC Demo mode

Q: I have all keys, but WinCC wrote "Demo mode"



You need install ONLY 1 RC key.

In this time only low 128 Tags key is worked - others keys is banned !!!



remove another RC keys to floppy

Q: Thank you, I did not know that. It works good now

1.21.18 Problems with WinCC Archive v6.2

New for Archive Licenses

For archive licenses, the new license type "Count-Relevant" is being introduced starting with WinCC V6.2. It enables a much finer stacking of the licenses.

If, for example, a WinCC project uses a license for 1500 archive tags as well as a license for 5000 archive tags, then a total of 6500 archive tags are available on this computer.

On the other hand, the 512 free archive tags included in the delivery scope of the basic packages are not added up.

For using more 512 Archive Tags is required SIFCY9WTGX0600*
WinCC Archive v6.2

Select>	Short name	Long name	License name	Version
622	A9WARC62	SIFLA9WARC0602	WINCC User Archives	v6.2
623	Y9WTG662	SIFCY9WTGX06026	WINCC-V6 Arch 80000 ATg	v6.2
624	Y9WTG562	SIFCY9WTGX06025	WINCC-V6 Arch 10000 ATg	v6.2
625	Y9WTG462	SIFCY9WTGX06024	WINCC-V6 Arch 4G ATg UNLIM	v6.2
626	Y9WTG362	SIFCY9WTGX06023	WINCC-V6 Arch 30000 ATg	v6.2

627	Y9WTG262	SIFCY9WTGX06022	WINCC-V6 Arch 5000 ATg	v6.2
-----	----------	-----------------	------------------------	------

1.21.19 I need SIUPA9WRC5--3 POWERPACK (upgrade) KEY ?

I need SIUPA9WRC5...3 UPGRADE WinCC runtime + conf. 1024-8k powerpack license key

No need wait SIUP* key.

I don't support Upgrade keys - in it there is no necessity.

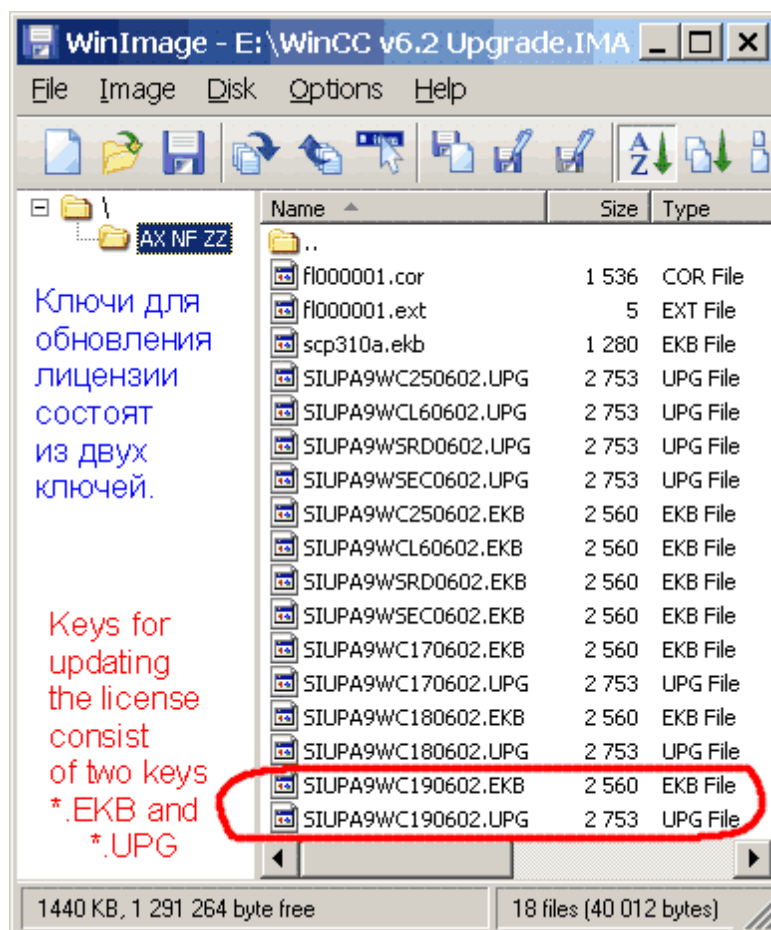
Install on SIFLA9WRC7060*.EKB WINCC-V6 RC 256K PTg 512 ATg

You can install normal long key SIFLA9WRC60*00.EKB (max 256K) from YELLOW FLASH or Yellow Disk SIFLA9WRC60*00.IMA

Do not forget remove old key on smaller number of tags - differently it can to not give access to more powerful key.

Keys for updating the license consist of two keys *.EKB and *.UPG.

Example of a diskette for updating the version of the program.



1.21.20 Program required key after installation of key

Before first start of SmartLabel need check installed key in ALM.
This is bug of SmartLabel and other Simatic programs.

1.21.21 About EKBBBackup CRC Error

About EKBBBackup CRC Error

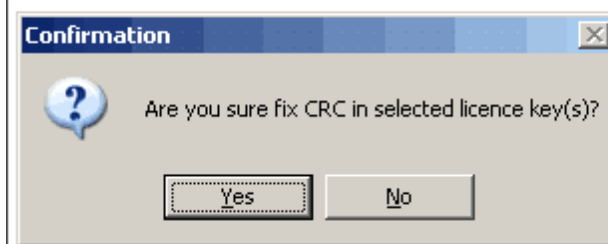
This EKBBBackup option is false - EKB_Install key haven't CRC error ⚠

This EKBBBackup version also have "Fix CRC" ERROR

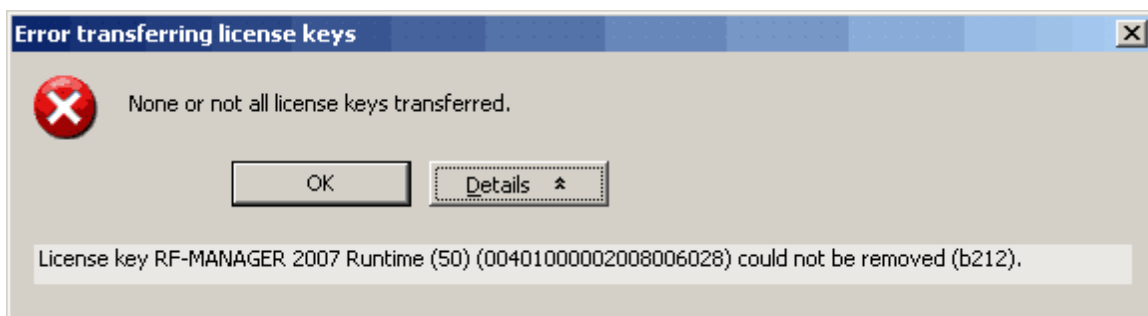
After this "Fix" I can't move "fixed" key to other disc.

EKBBBackup 1.0.1.38

SIFLA9WCP90602	False	SIMATIC HMI	WinCC ES PO (unlimited)
SIFLA9WRP30602	False	SIMATIC HMI	WinCC RT PO (unlimited)
SIFLA1PLCS0504	OK	SIMATIC STEP 7	S7-PLCSIM V5.4
SIFCYRFMRT01005	False	SIMATIC SEN...	RF-MANAGER 2007 Runtime (50)



ALM wrote after fix 😊

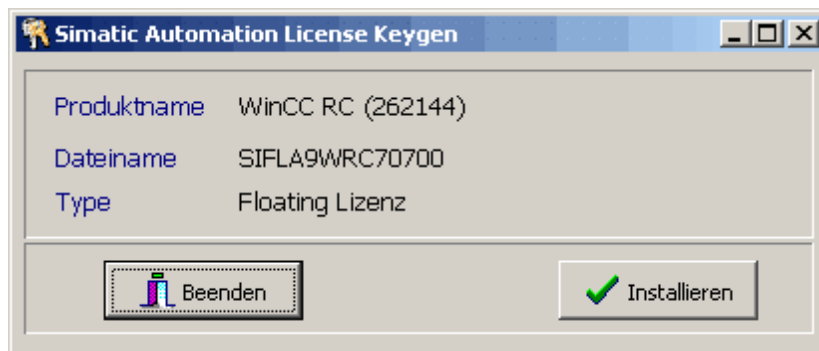


ALM show result after moving "fixed" keys - all moved keys inactive 😊

Status	License key	Product
---	SIFCYRFMRT01005	RF-MANAGER 2007 Runtime (50)
---	SIFLA9WCP90602	WinCC ES PO (unlimited)
---	SIFLA9WRP30602	WinCC RT PO (unlimited)

Other Key programs (based on Fubrus souce) also have this bug


for example this



Top Level Intro

This page is printed before a new
top-level chapter starts

Part



2 Russian

<http://plcforum.uz.ua/> -

MD5

<https://www.youtube.com/watch?v=SpR165EPMBY>

15/03/2010 closed by hoster <http://plc.net.ru> - today (2012) is FALSE site - name of the website
plc.net.ru is stolen from us

19/03/2010 reopened forum with links <http://www.plcforum.uz.ua>

torrent <http://rutracker.org/forum/viewforum.php?f=1192>

,WannaCrypt,

9999

PCS7 v8.0, WinCC, Flexible, TIA Portal

ALM v5

Simatic IT Business Objects Enterprise signed keys

FAQ ()

FastCopy keys v3.0

2598 keys

v2017.06.03 add info for Step7 v5.6 d94894697bcba56949fcf47590b8746f

*Sim_EKB_Install_2017_06_03.exe

v2017.04.13 internal for testing

v2017.04.03 - fake from CIA fakers

v2017.04.01 add some info for TIA, 80K RT Flexible 2008, Sinaut and optimized some keyset

75c14222a978ec85be055decd8fbee6d *Sim_EKB_Install_2017_04_01.exe

v2017.01.17 add some info for Panel 8d672a831dce6250d8feafe04f361557

*Sim_EKB_Install_2017_01_17.exe

v2017.01.14 add some info for IS PCS7 949ea884cc9b4f41a234c7e4e2883556

*Sim_EKB_Install_2017_01_14.exe

v2016.11.28 add one info for SoftStarter and Simocode 14 3af2df6969bd421718a2be9be3cb14cf
*Sim_EKB_Install_2016_11_28.exe
v2016.11.25 add one info for TIA Portal 57b9f7b47daf28f6f0caf1caa5e8cebc
*Sim_EKB_Install_2016_11_25.exe
v2016.11.11 add one info for SICAM 2f596982e0857a6addc0fce8ad5354d2
*Sim_EKB_Install_2016_11_11.exe
v2016.10.26 add one info for TIA Portal v14 191d03600f175d7697c9dabafc1925b6
*Sim_EKB_Install_2016_10_26.exe
v2016.10.11 add one info for TIA Portal v14 58d7b14c9dc7af6c7515296d9baac1c3
*Sim_EKB_2016_10_11_TIA14.exe
v2016.10.10 add some info for TIA Portal v14 bed8861d03f384e411e53b05cb999f48
*Sim_EKB_Install_2016_10_10_TIA14.exe
v2016.09.06 add some info for WinCC TeleControl 0317bb0bf48251acab72dab273411860
*Sim_EKB_Install_2016_09_06_TC.exe
v2016.08.16 internal for testing
v2016.07.16 add some info for WinCC WebNavigator v7.4 e190b1c240fe0908c2fc6085bbec413c
*Sim_EKB_Install_2016_07_16.exe
v2016.05.30 add some info for PCS7 v8.2 950187a0303ab55fb99d30eb46f006f3
*Sim_EKB_Install_2016_05_30_DM.exe
v2016.05.06 add some info for PCS7 v8.2 35e7872a5adf9e769ad06ec4151f1947
*Sim_EKB_Install_2016_05_06.exe
v2016.04.25 add some info for WinCC v7.4, PCS7 v8.2, TIA Portal v14
89e4224d5710ee2f1d656e5d3ea2c5c5 *Sim_EKB_2016_04_25_WinCC.exe
v2016.04.12 internal for testing
v2016.03.12 add some info for Sinutrain v4.7 bbda2902d765225085a378d0d3b78632
*Sim_EKB_Install_2016_03_12_Sinutrain.exe private for testing
v2015.11.24 add some info for Braumat v7.0, PDM v9.0 b34930d7d8f0dabf8f8e269aa89aa422
*Sim_EKB_Install_2015_11_14_Bramaut.exe private for testing
v2015.10.22 add some info for PCS7 8.1 SMART station 96440b85e6646e1722ac0387a17f37e3
*Sim_EKB_Install_2015_10_22.exe
v2015.10.21 add some info for SinuTrain v4.7 eee5018351d5d99606c00b41a9df2f0c
*Sim_EKB_Install_2015_10_21.exe
v2015.10.14 add some info for Audit v7.3 d767bea8610dc49141f57730853c7743
*Sim_EKB_Install_2015_10_14.exe
v2015.09.04 add some info for Software CPU 1507S //MD5: 589b2b79d3f67007e2ef613b81e411f6
*Sim_EKB_Install_2015_09_04.exe
v2015.08.31 add some info for Safety ES v1.0, Software CPU 1500S //MD5:
7938f4a9c3976c12566ebad1ea7da9bf *Sim_EKB_2015_08_31.exe
04.08 is romanian gypsy fake !!! plc.myforum.ro distribute dangerous fakes !!!
v2015.03.29 add some info for NET v13 //MD5: 542e0e7697460598cec371f5160b62be
v2015.02.10 add some info for Simocode v13 //MD5: 7d5f0a35915f39e0009635f750630adb
v2015.02.01 add some info for Cemat v8.0 //MD5: f4bea40978b125de557fa43845e8377e
v2014.12.27 add some info for Cemat v8.0 //MD5: c3d7b48a5c0c86a8cdcf4f8d64e29bab
v2014.11.11 add some info for PCS7 v8.1 //MD5: e8ad4a811d8a76ca39ff0ef12248e12f
v2014.11.09 add some info for PCS7 v8.1 //MD5: 50923874052344ddcf031a6a036a224f
v2014.10.02 add some info for PCS7 v8.1 //MD5: 858cbee929bec0a41eb7f94391ce13f7
09.19 is romanian gypsy fake !!! distribute dangerous fakes !!!
v2014.09.13 add some info for SinuTrain v4.5 //MD5: 8a788f25118e84f9f5a6cef6de486ff
v2014.09.13 add some info for Simatic WinCC v7.3/v13, Scout v4.4 //MD5:
91079d468dd72fa0e5a47f556e750539
v2014.08.05 test for Scout v4.4 //MD5: 029d67e86ba859f2cc584c0076420a68
08.01 is romanian gypsy fake !!! distribute dangerous fakes !!!

v2014.07.28 add some info //MD5: 50659cf2c2f972460692ca7ce9461d1d
 v2014.03.08 add some info //MD5: f40d1b432f529f53002d9514e7a3bf1b
 v2013.12.25 add some info for Simatic Net v12 //MD5: 0ade8808e789e6e704e66b0877c1c04f
 *Sim_EKB_Install_2013_12_25.exe
 v2013.12.10 add some info for Simocode v12 // MD5: 10a0c74548ba89b80e98f2664289ba79
 v2013.12.02 add some info for PDM v8.1
 v2013.12.01 add some info for Softnet Security Client v4.0
 v2013.05.26 WinCC v7.2
 v2013.03.08 1 TIA Portal v12
 v2013.03.03 TIA Portal v12, S7-Technology, Unicode

 v2013.03.01_test TIA Portal v12,
 Unicode v2012.10.12
 v2013.01.21 PID v11.0, D7-SYS v8.0
 v2012.10.12
 v2012.09.29 Easy Motion v11.0, SinuTrain 4.4
 v2012.07.29 PID v11.0, -
 v2012.07.23 Simotion Scout v4.3
 v2012.07.19 Telecontrol Server Basic v2.0

 v2012.07.18 PDM v6.1.
 08/03/2012 PCS7 v8.0
 26/02/2012 WinCC Flexible 2008 SP3, Simatic Net v8.1.

 26/01/2012 Simatic Net v8.1
 14/05/2011 TIA Portal V11
 15/02/2011
 10/10/2010 add one info for "SIK/ SIMATIC S5 PMC IE V7.0" ("A9S5IE70")
 09/09/2010 WinAC, ,

 09/05/2010 WinCC Flexible 2008 SP2 options v1.3 (),
 5
 05/05/2010 Sinaut
 20/04/2010 Safety Matrix, PCS7 powerrate, PCS7 CFC AS RT
 SIFPZASRPX9999A
 20/03/2010 ,
 PLC.NET.RU <http://plcforum.uz.ua>
 26/08/2009 TIA Portal v10.5, Braumat, Maintenance Station 2009
 04/04/2009 WinAC MP 2008, PCS7 v7.1
 22/12/2008 WinAC 2008, Simatic Net 2008, RF-Manager 2008
 20/08/2008 WinCC Flexible 2008
 24/07/2008 FastCopy
 21/07/2008 WinCC v7.0
 29/06/2008 PID Tools v5.2, D7-SYS v7.0, PowerControl, RF-Manager
 14/03/2008 Simatic IT multikey
 23/02/2008 CEMAT v7.0 , WinCC v6.2 and PCS7 v7.0
 18/02/2008 Simocode 2007
 15/02/2008 DocPro 5.4, WinAC MP, Soft Starter 2007
 "New"
 07/12/2007 Sinema E 2006 and fix error for Motor Starter 2007 (
 - "New")
 30/11/2007 Motor Starter 2007, Net 2007
 27/11/2007 SmartLabel v3.0 HF1, WinAC/RTX 2005 SP3

07/11/2007

WinCC v6.2 PCS7 v7.0.

(WinAC,

SmartLabel)

StopCopy.

StopCopy

B&R General Electric...

ALM 3.0 -
v1"

C:\AX NF ZZ.
ALM <v3.0,

Step7 v5.4 SP1.


3.

2.2.

EKB_Install <v.2007.03.03.

EKB_Rename, EKB_Backup,

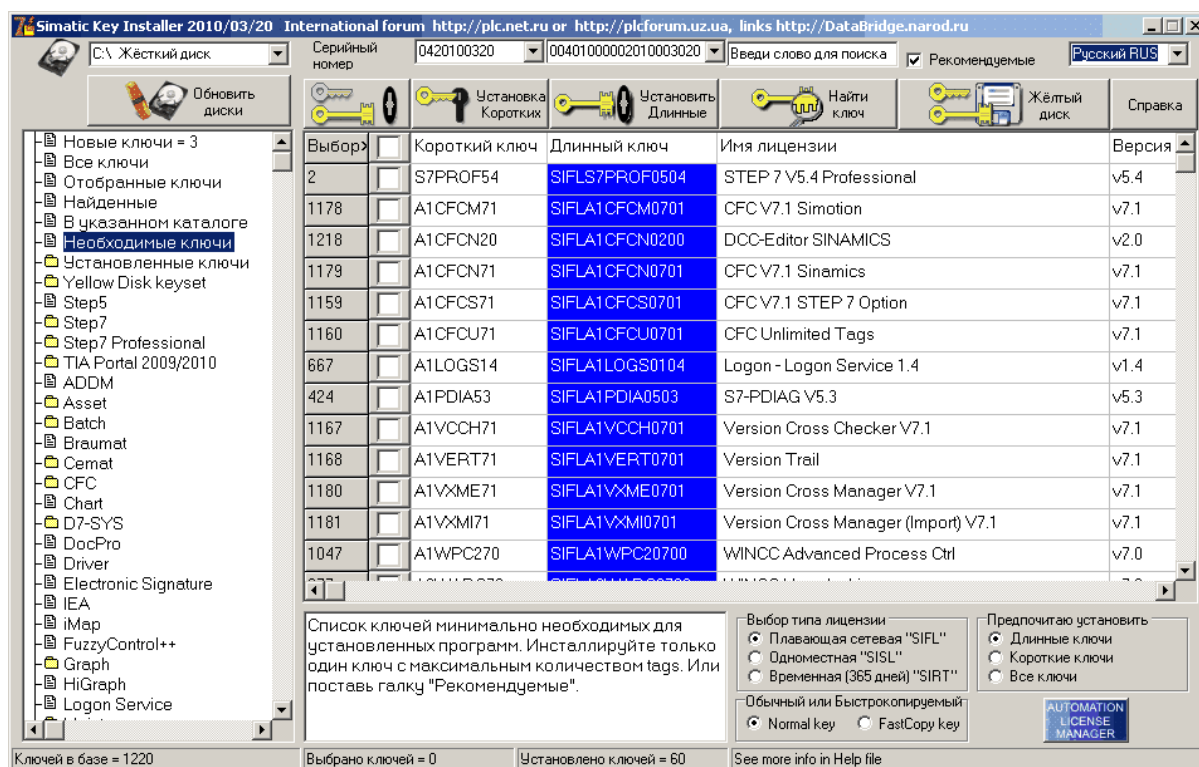
7



2.1

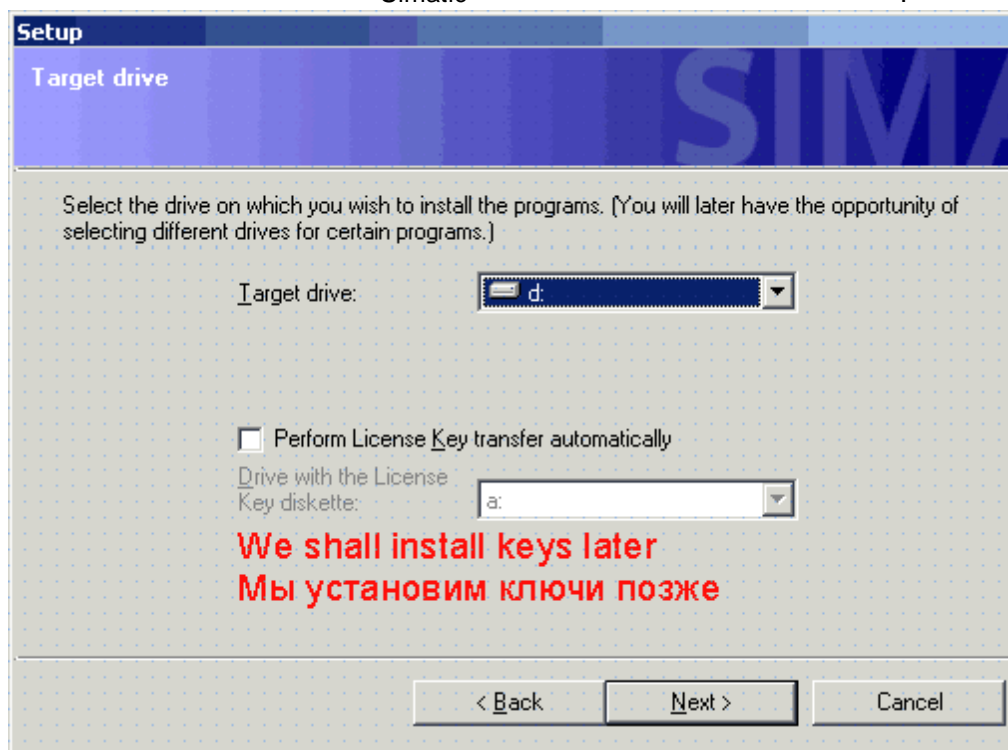
:

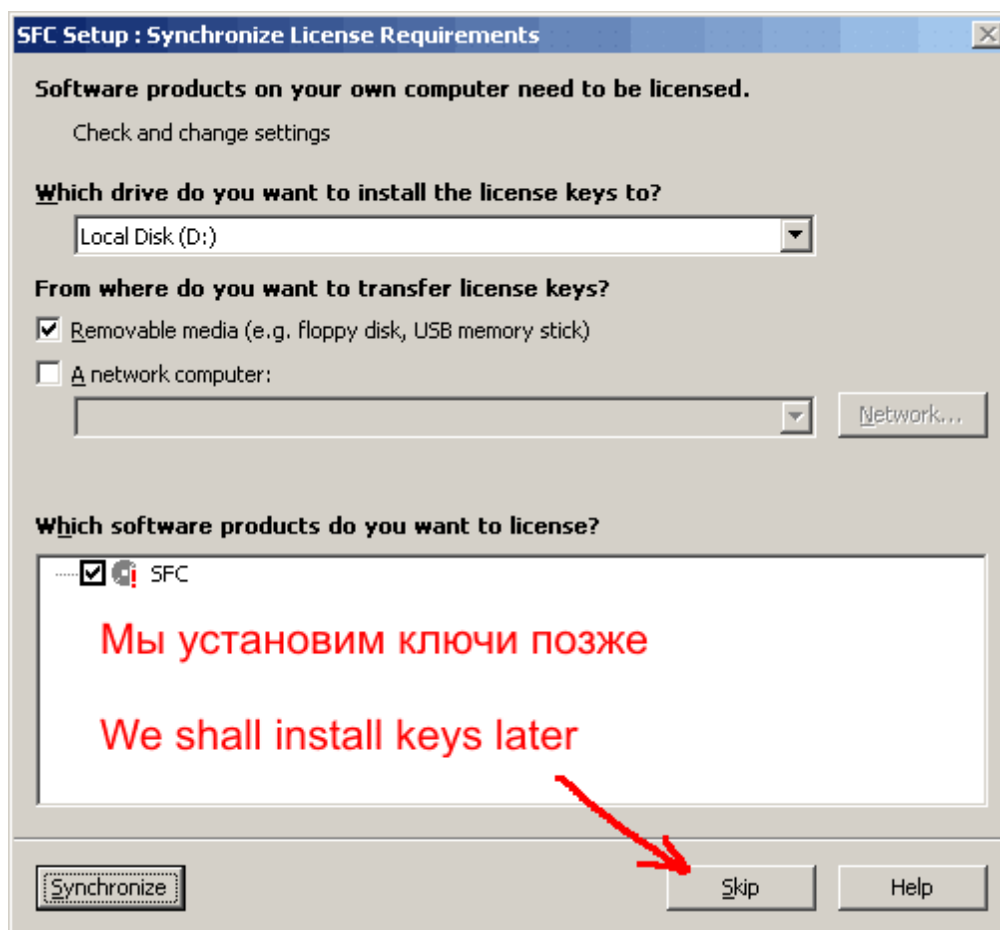
,



2.2

Simatic





2.3

2 :

1. 2004

2a. 2004 (ALM v1.*..2.*)

2 . 2006 (ALM v3.*)

ALM. 2004 AuthorsW.

HRD. EKB

HRD

ALM. 2004 AuthorsW.

ALM 3 2006

ALM v3.* EKB_Rename,

EKB_Backup, EKB_Install <v.2007.03.03

ALM v1..v2.

	S7PROF53.EKB	SIFLS7PROF0503.EKB
,	8	>=14
		Windows
,	1280	2560
,	10	20
HRD	S7PROF53.HRD	
		SIFL*.EKB, SISL*.EKB
	14	SIRT*.EKB - , (): SIMF*.EKB SITT*.EKB
USB		14 ALM
	AuthorsW ALM	ALM

CAL

2.3.1 CAL license

CAL

<http://www.automation-drives.ru/forum/viewtopic.php?t=6176>

Q1. , Connectivity Pack.
Connectivity Pack Server?

R1. .
Connectivity Pack : WinCC OLE-DB Provider, OPC A&E, HDA,
XML-DA.
(OLE-DB),

Q2. Connectivity Pack Client
WinCC - ?

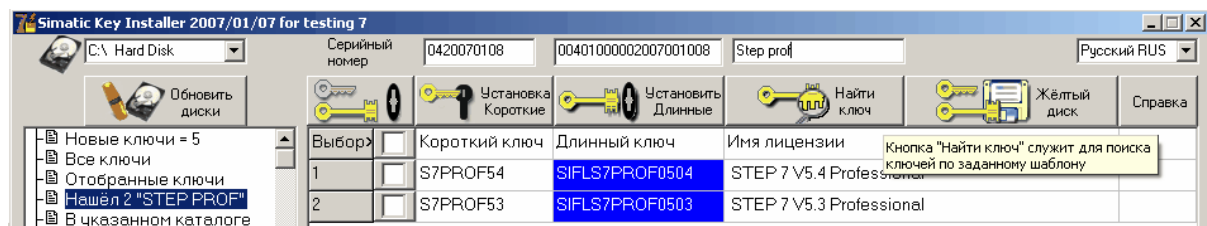
R2. .
Q3. , CAL
- , MS SQL Server, , ALM?
- ? ()

CAL- ?
R3. , ALM.

2.4




2.5



Step7:

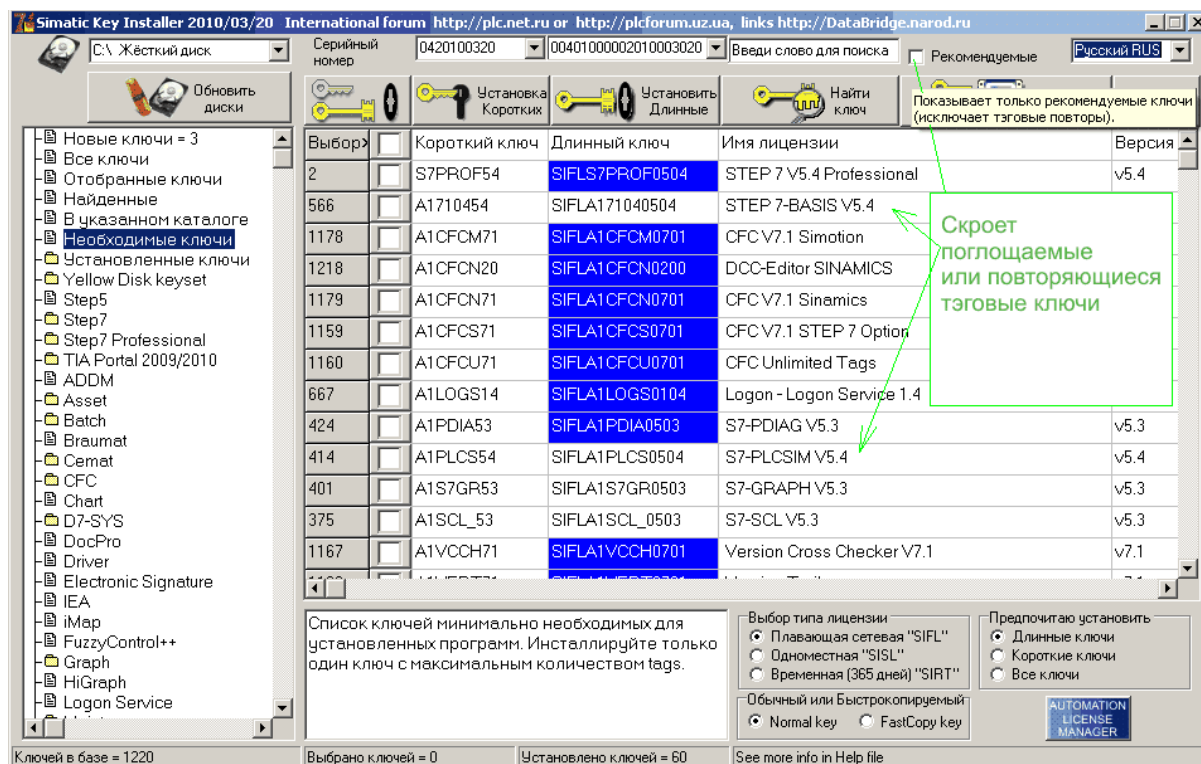
- Step prof () -
- s7prof -

" N " "



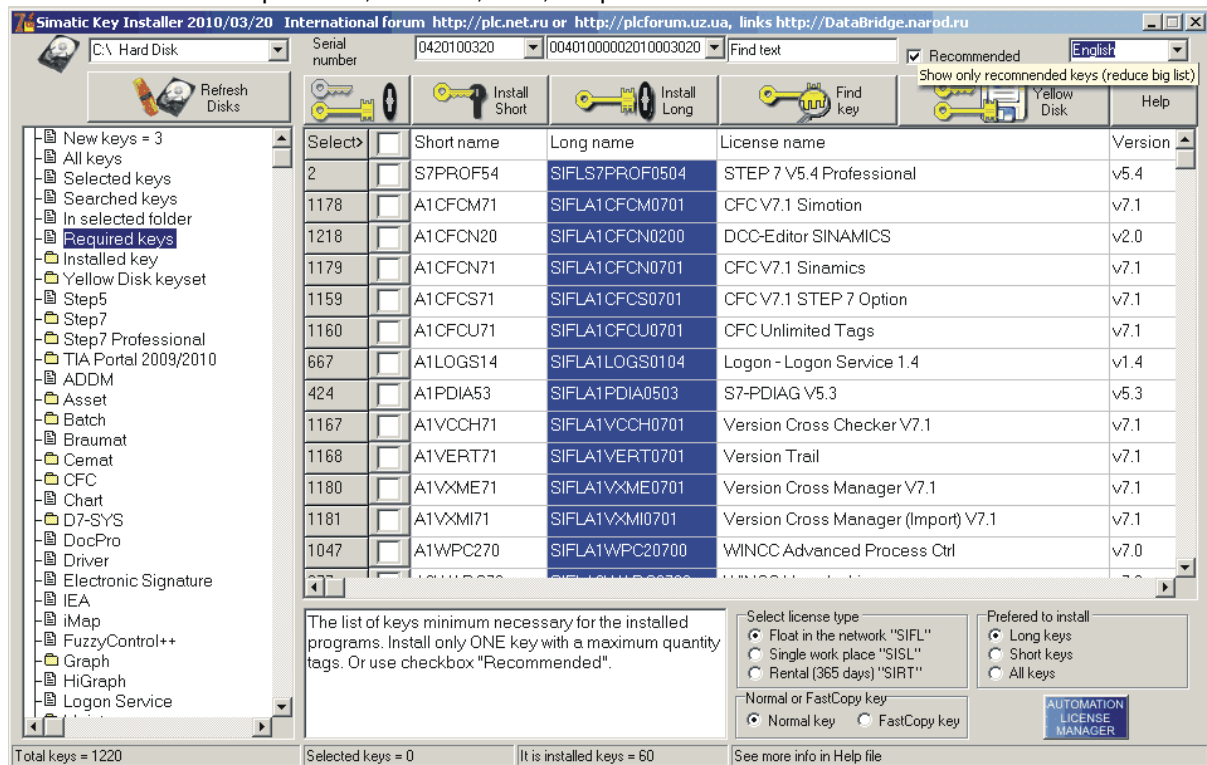
2.6

CFC



Recommended

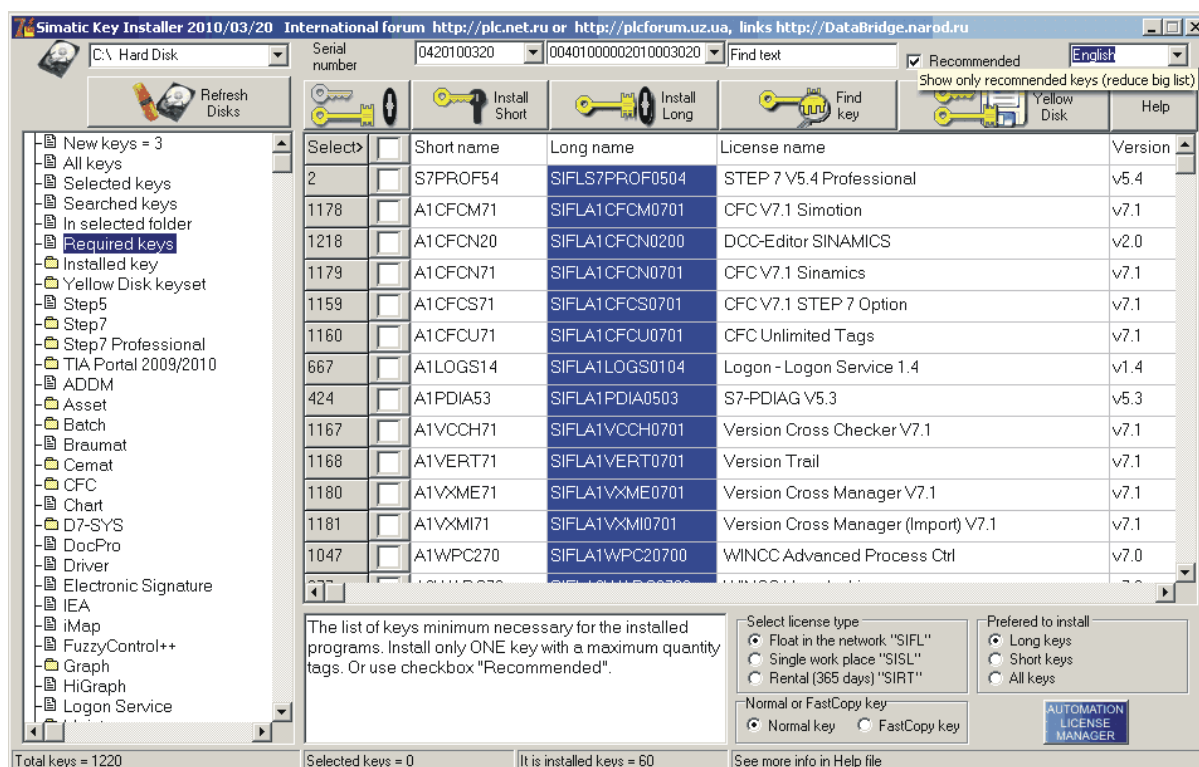
- Step7 Basis, PLCSIM, SCL, Graph.



2.6.1

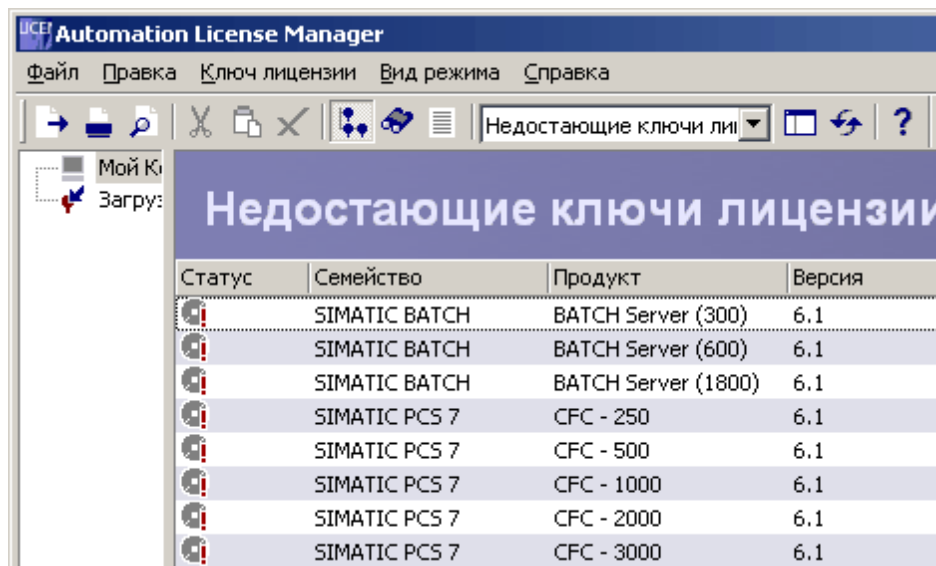
(Recommended)

- Step7 Basis, PLCSIM, SCL, Graph.



2.6.2

ALM



2.6.3

4- S7PROF* STEP7
A17104*, A1PLC_*, A1S7GR*, A1SCL_*

SIFLS7PROF1100.EKB STEP 7 V11 Professional **combo**
STEP7 Professional v5.5 v11.0

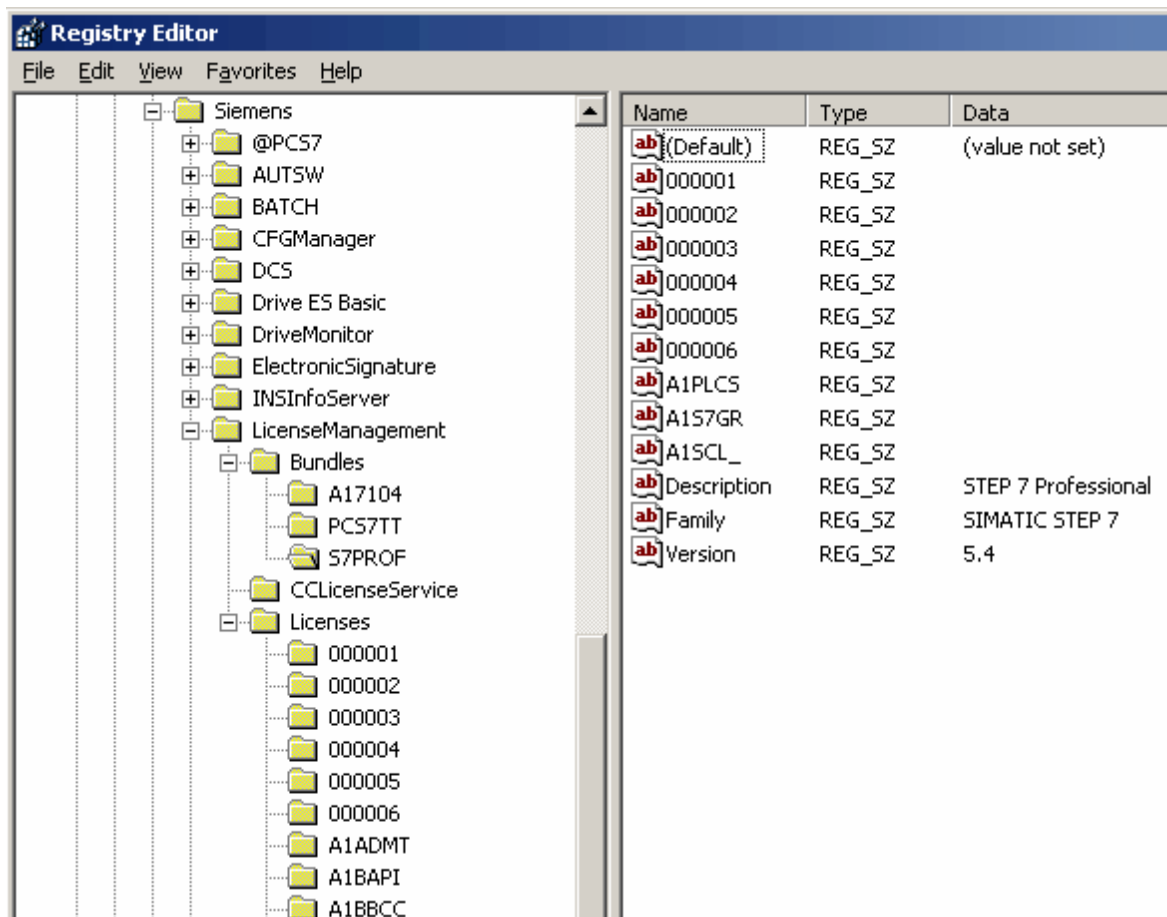
SIFLA9XEP11100.EKB WinCC flexible Advanced **combo**

WinCC flexible 2008 WinCC Advanced v11.0

PCS7TT*

PCS7

ALM

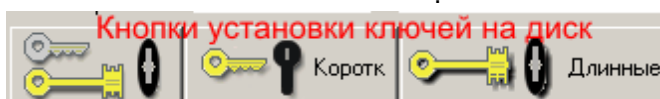


2.7

USB

(

).



- 1.
- 2.
- 3.
- 4.

•

•

Предпочитаю установить

☒ Длинные ключи

☐ Короткие ключи

☐ Все ключи

Select lincense type

☒ Float in the network "SIFL"

☐ Single work place "SISL"

☐ Rental (365 days) "SIRT"


C:\ Hard disk **Диск для установки**

Обновить список

<input checked="" type="checkbox"/>	S7PROF54	SIFLS7PROF0504	STEP 7 V5.4 Professional
<input checked="" type="checkbox"/>	S7PROF53	SIFLS7PROF0503	STEP 7 V5.3 Professional

Confirm

Файл D:\AX NF ZZ\S7PROF53.EKB существует!
Переписать его или Все, или Не трогать его

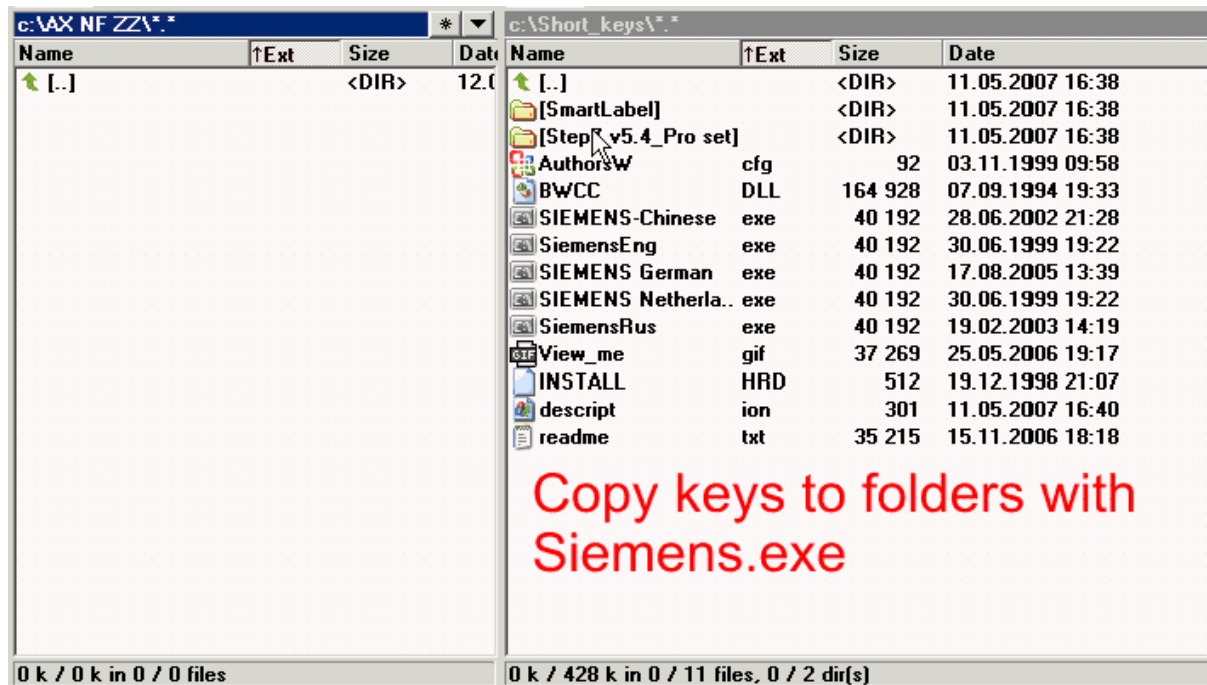


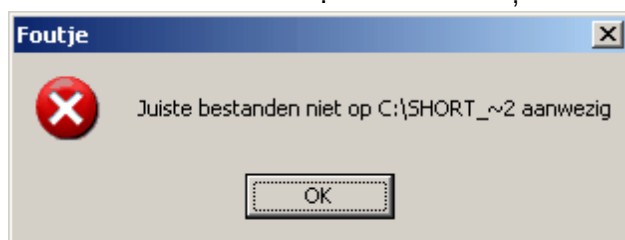
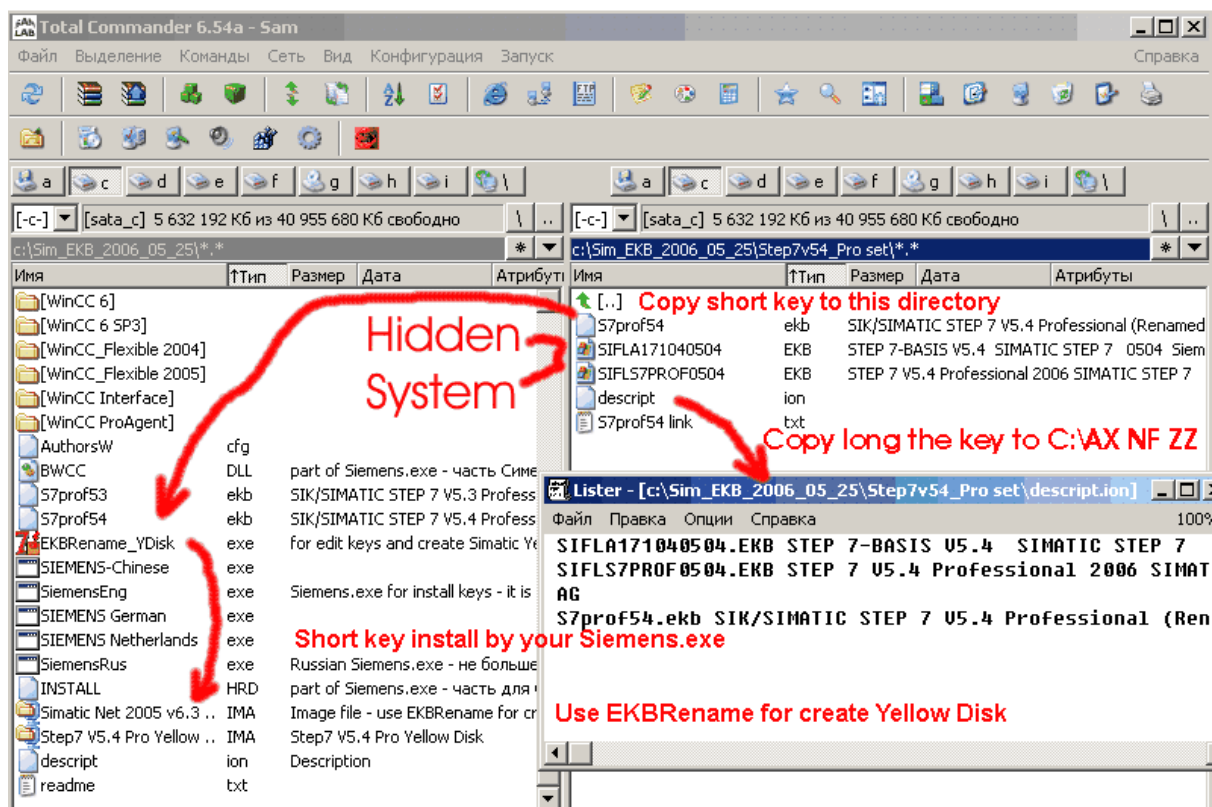
2.7.1

Siemens.exe


Siemens.exe.

(100)





2.7.2



*attis

SITTA*.ekb

Windows Windows\System32

C:\AX NF ZZ

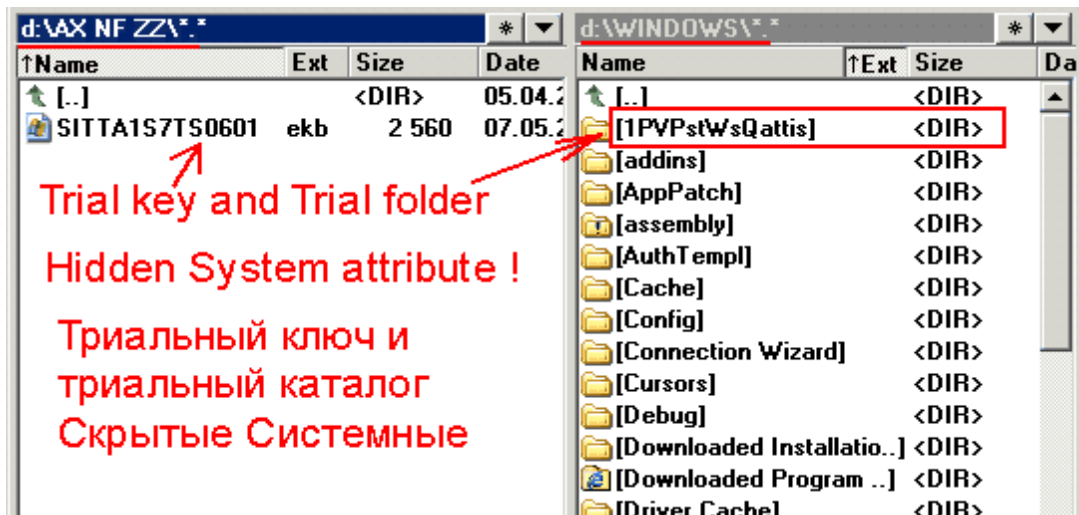
2.7.2.1

VAX NF ZZ

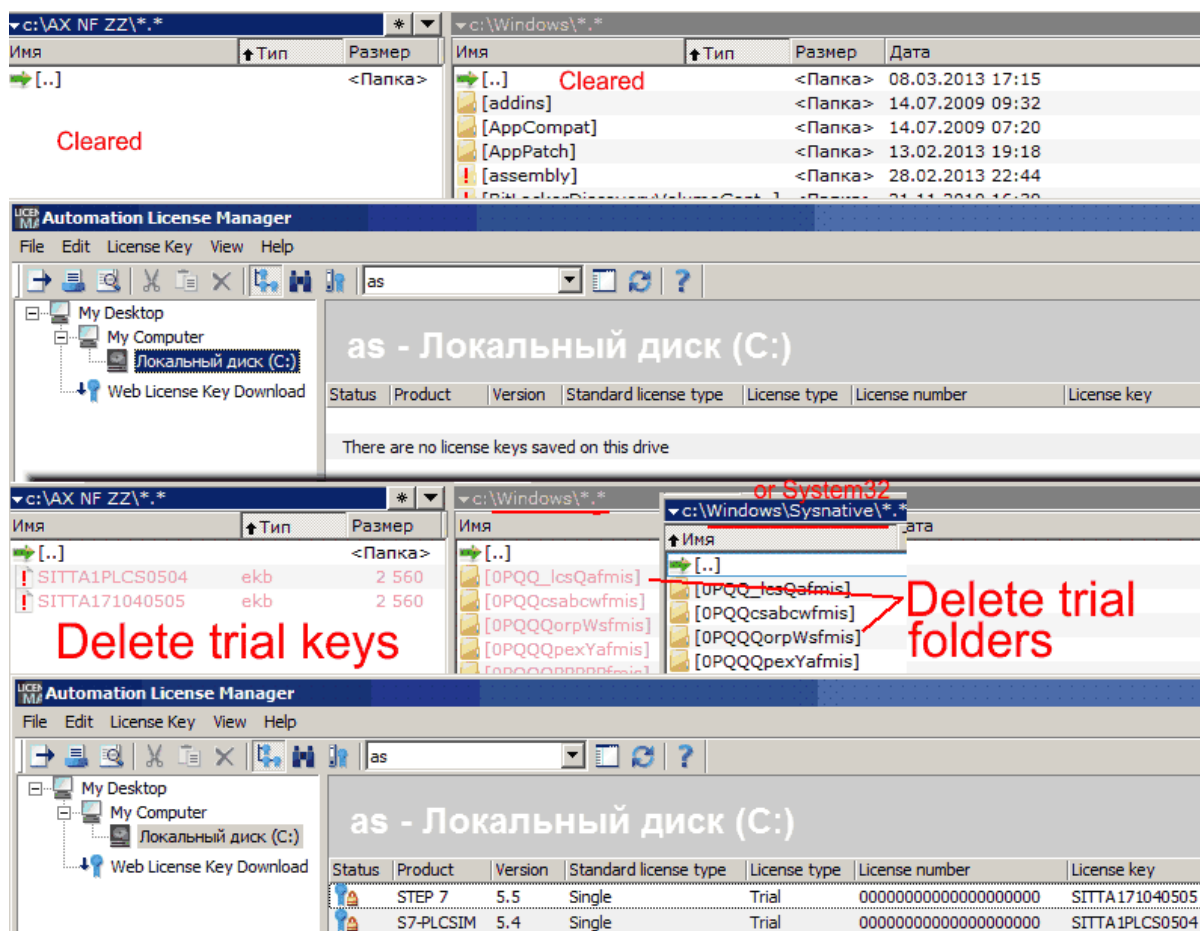
Windows\Sysnative

*attis

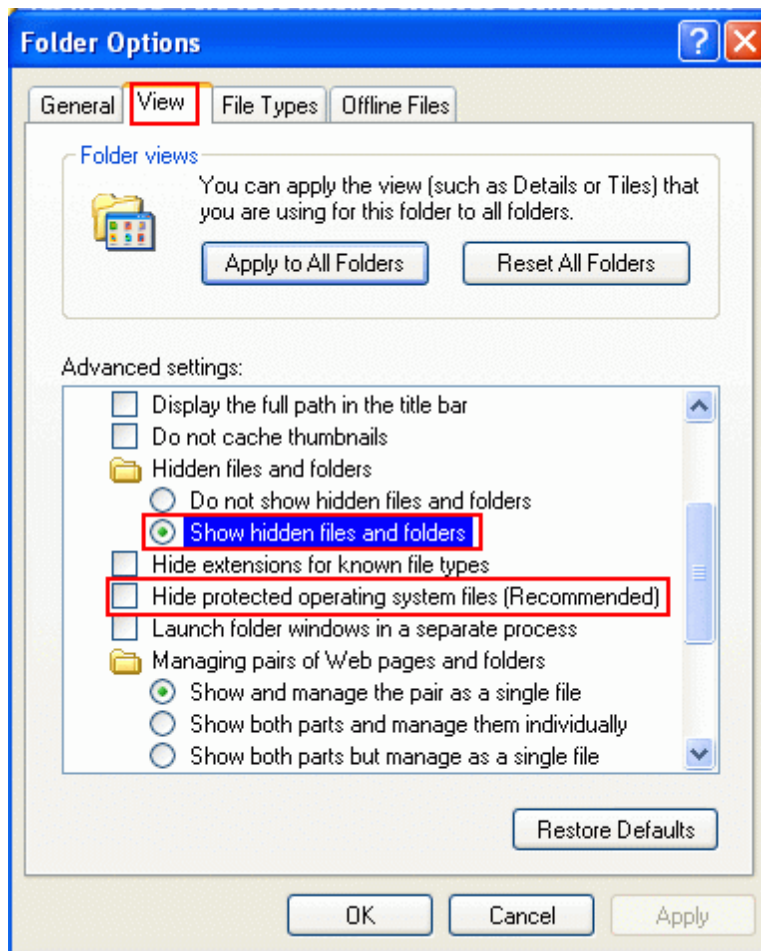
Windows Windows\System32



C:\Windows, C:\Windows\System32 C:\Windows\Sysnative (W7 x64)




TotalCommander.

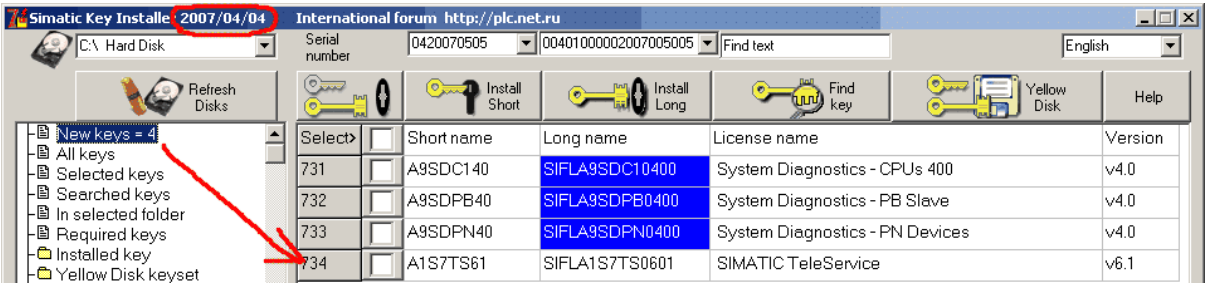


2.8

ALM.

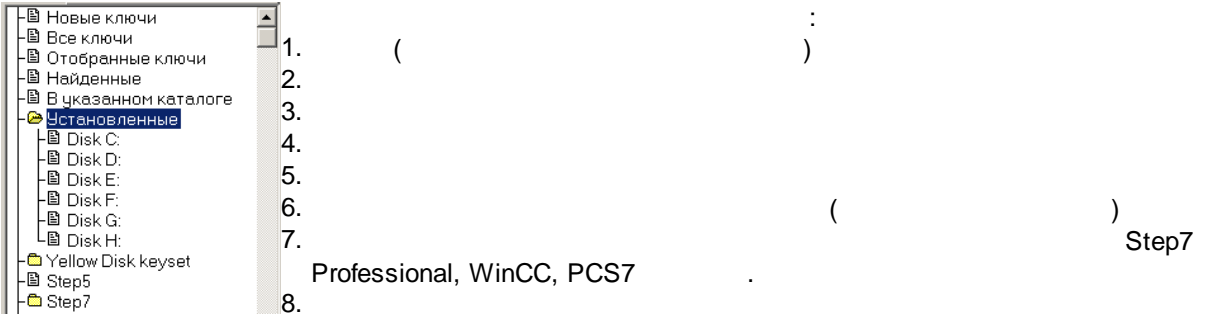


2.9



2.10

2.10.1



2.10.2 T

Выбор>	<input type="checkbox"/>	Короткий ключ	Длинный ключ	Имя лицензии
1	<input checked="" type="checkbox"/>	S7PROF54	SIFLS7PROF0504	STEP 7 V5.4 Professional
2	<input checked="" type="checkbox"/>	S7PROF53	SIFLS7PROF0503	STEP 7 V5.3 Professional
263	<input type="checkbox"/>	A9LB1061	SIFLA9LB100601	WINCC-V6 Load Balancing Step Up

2.10.3

2

ID KHE,

Серийный номер	0420061227	00401000002006012027
----------------	------------	----------------------

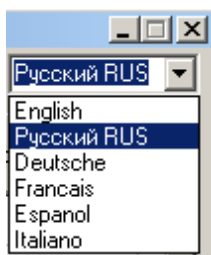
10
20

Serial number	0420070112
	0123456789
	0420061227
	0420061228
	0420070112


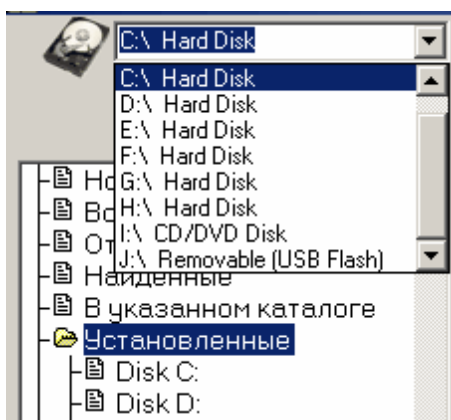


2.10.4

6

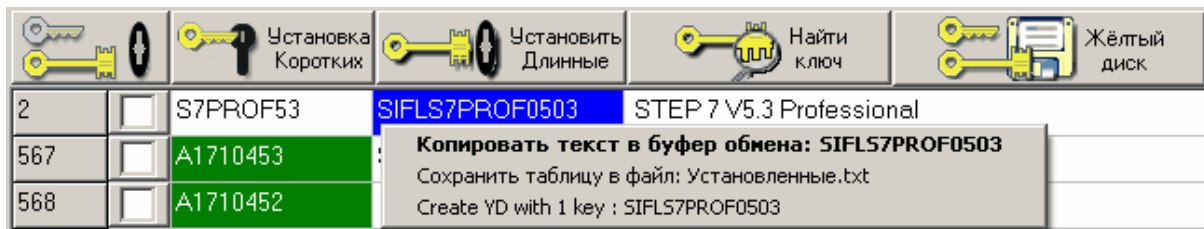


2.10.5



AuthorsW ALM.

2.10.6



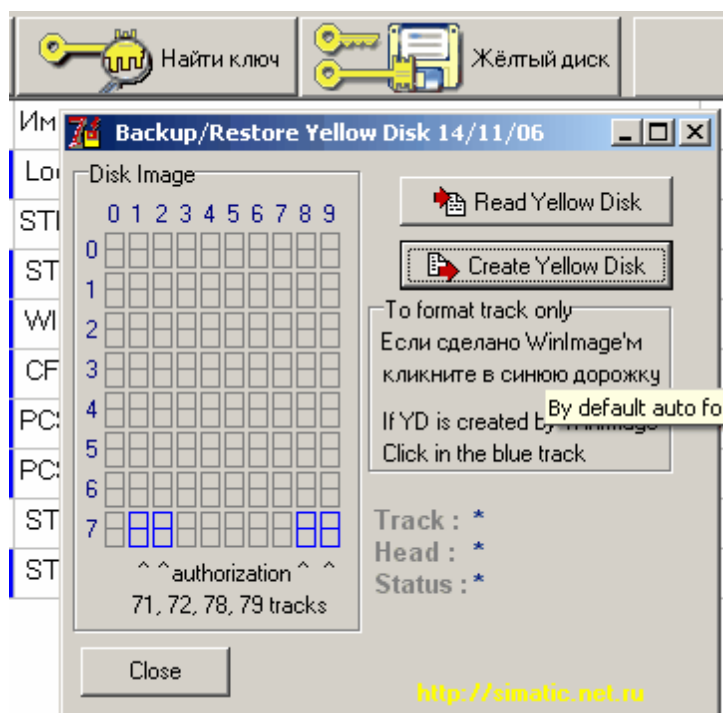
Microsoft Word

1

2.11 Yellow Disk

STEP7 v5.4 SP2





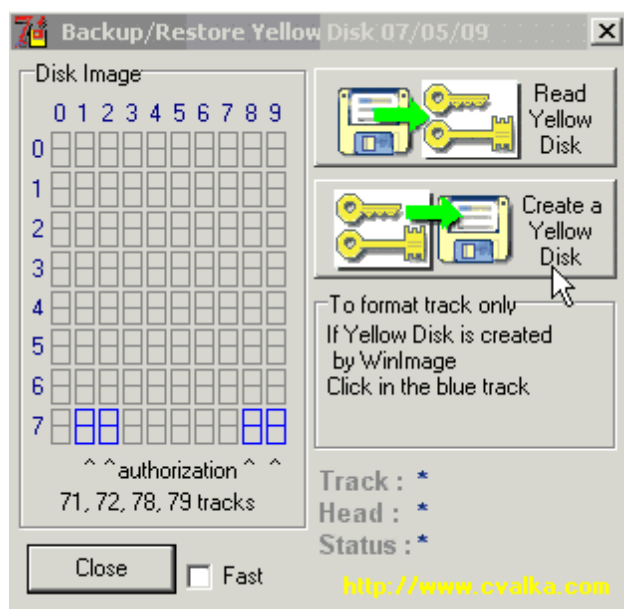
IMA, IMZ* - WinImage

IMG - FloppyImage

BIN - FDA (Floppy Disk Analyzer for DOS)

* IMZ (WinImage)

IMA.



(WinImage FloppyImage),

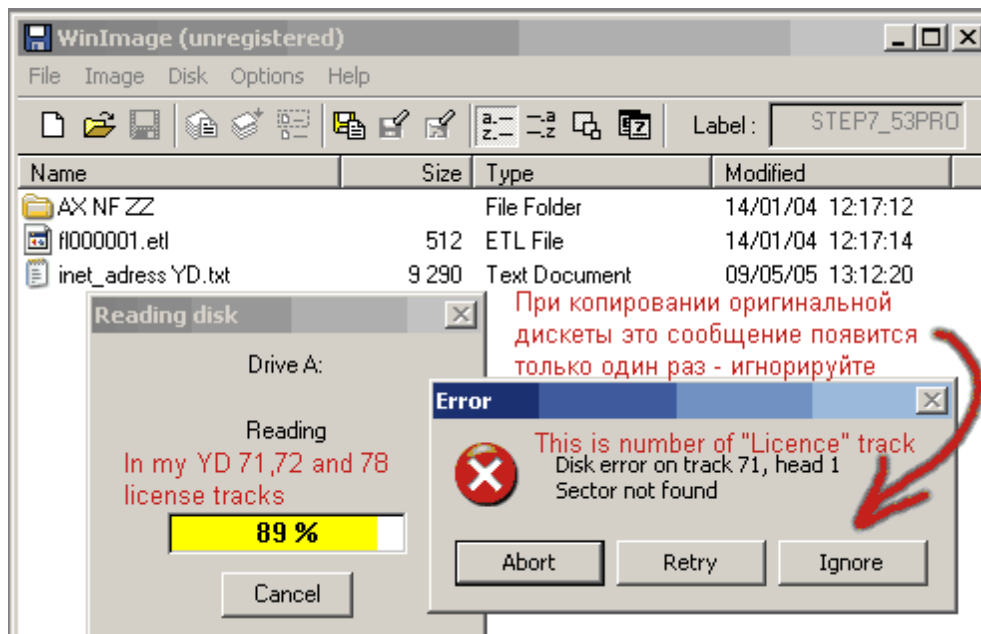
AutorsW ALM,

71 79

Yellow Disk"

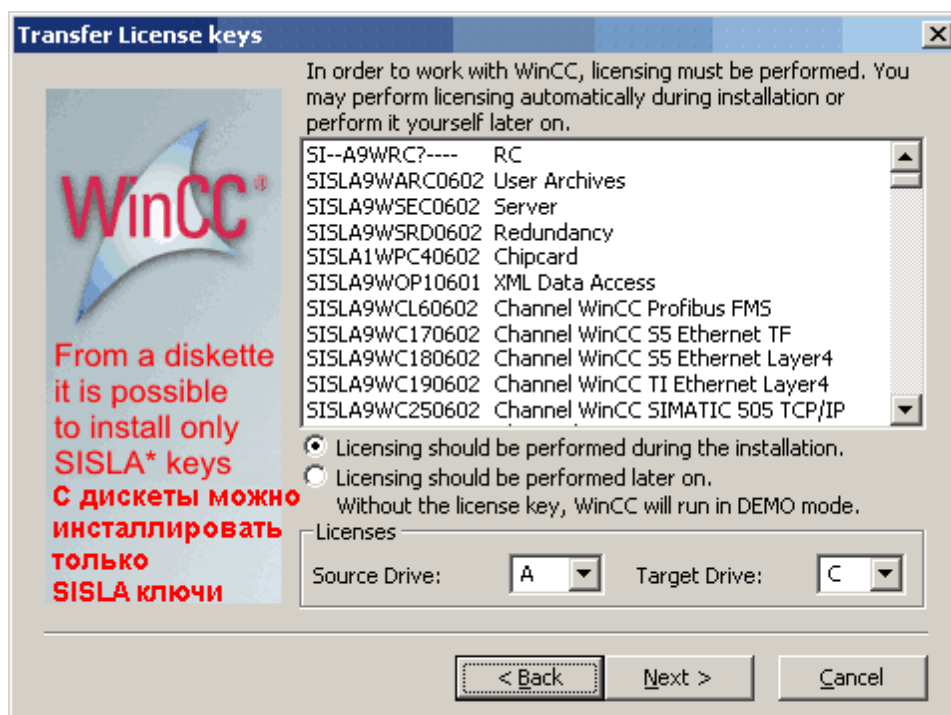
WinImage.
WinImage

"Read



FDA

WinImage

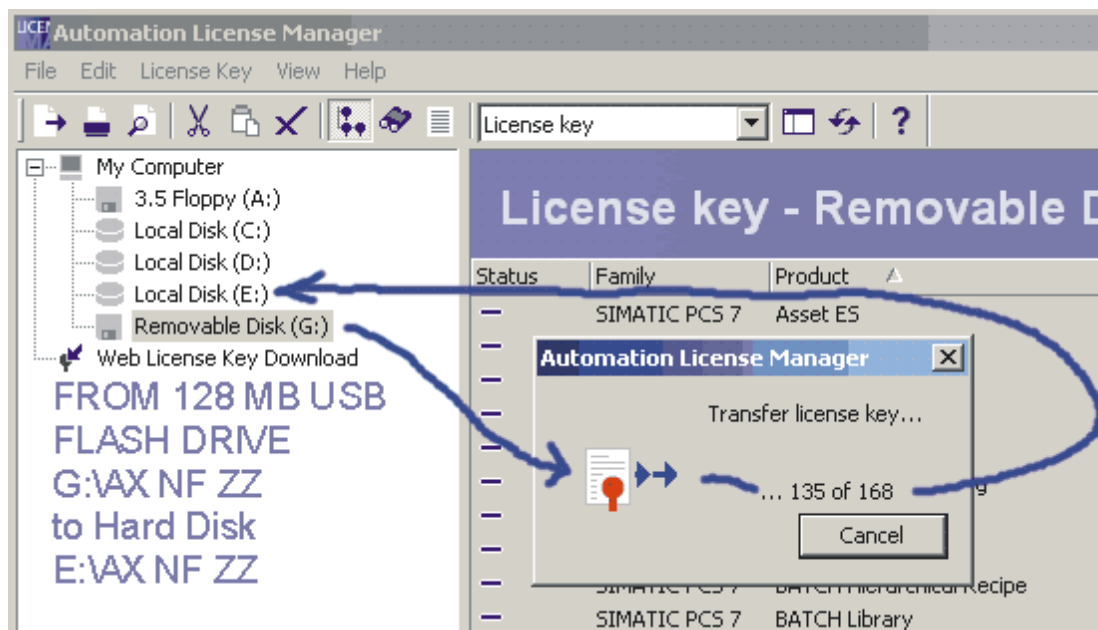


SISLA ()
SIFLA* -

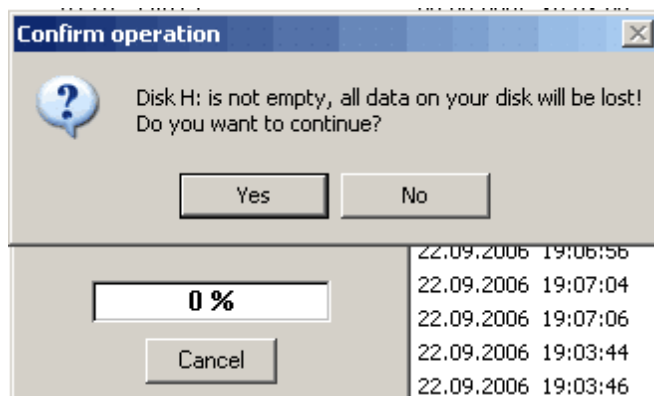
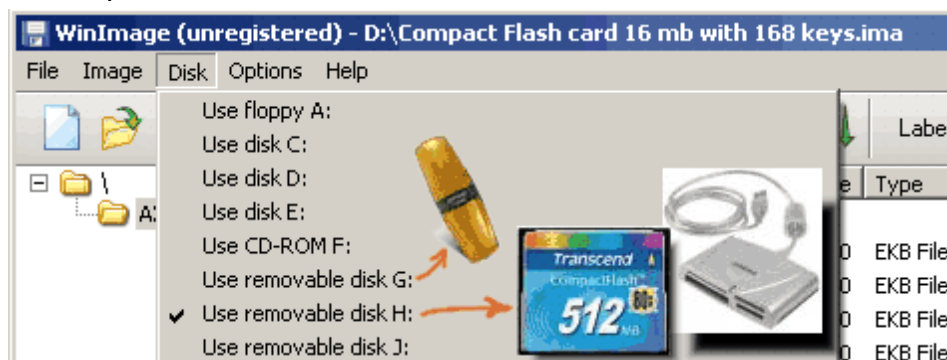
2.12 Yellow Flash

STEP7 v5.4 SP2

ALM



WinImage

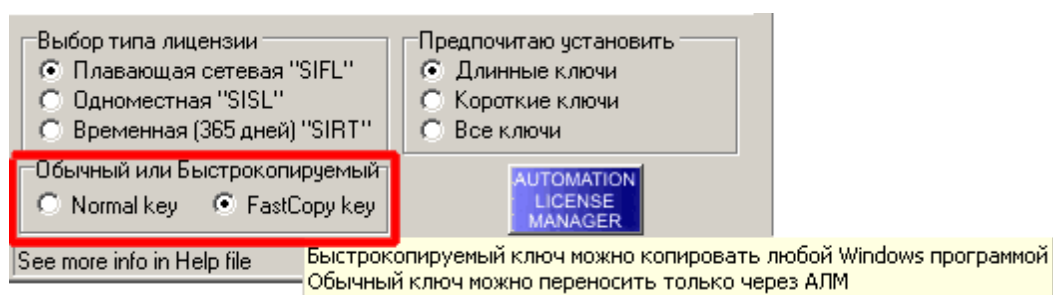


2.13 FastCopy keys v3.0

ALM v3/v4.

EKB_Install
C:\AX NF ZZ

Windows.



v4.1.



2.14 Multikey

1280

	SIFLA1PLCS0504	ekb	8 960	13.03.2008 08:35
✓	SIFLA1PLCS0504	S7-PLCSIM V5.4	00401000002008003015	L:\
✓	SIFLA1PLCS0504	S7-PLCSIM V5.4	00401000002008003010	L:\
✓	SIFLA1PLCS0504	S7-PLCSIM V5.4	00401000002008003011	L:\
✓	SIFLA1PLCS0504	S7-PLCSIM V5.4	00401000002008003012	L:\
✓	SIFLA1PLCS0504	S7-PLCSIM V5.4	00401000002008003013	L:\
✓	SIFLA1PLCS0504	S7-PLCSIM V5.4	00401000002008003014	L:\

6 keys in ONE file !

You can move keys with different serial number to one disk.

File size = 1280 x (Nkey + 1)

6 ключей в одном файле !

Можно копировать ключи с разными серийными номерами на один диск.

Размер файла = 1280 x (Nключей + 1)

2.15

"List index out of bounds"
ALM v3.0 HF3

SIUPA9WRC5--3 POWERPACK (upgrade) ?

2.15.1

Problem:

EKB_Install

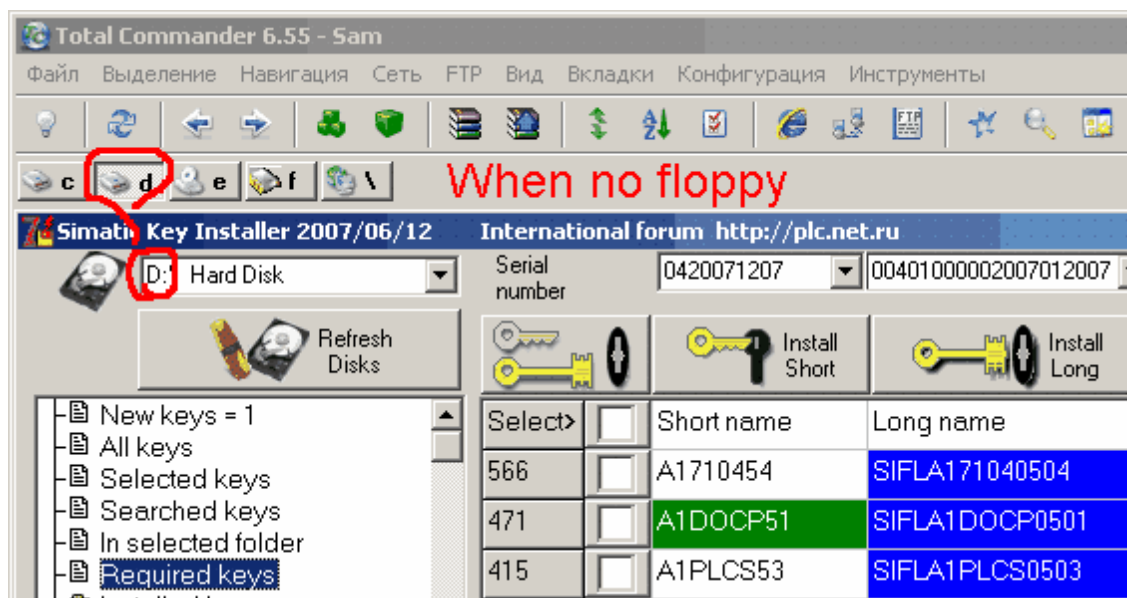
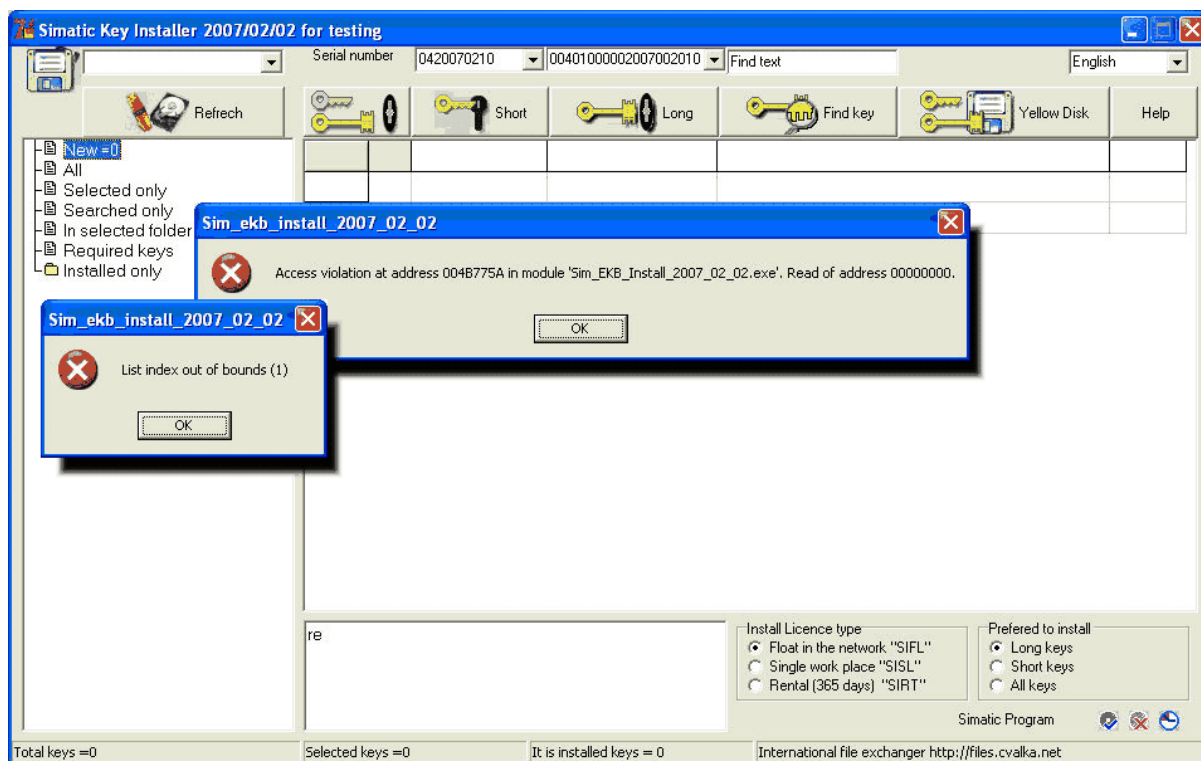
exe

.....

XP SP2

.....

USB



2.15.2

ALM v3.0 HF3

ALM 3

HF3 (Step7 v5.4 SP2)

- 1.
- 2.
- 3.
- 4.
- 5.

ALM 3 HF1.

ALM.

ALM.

2.15.3

ALM v5.0

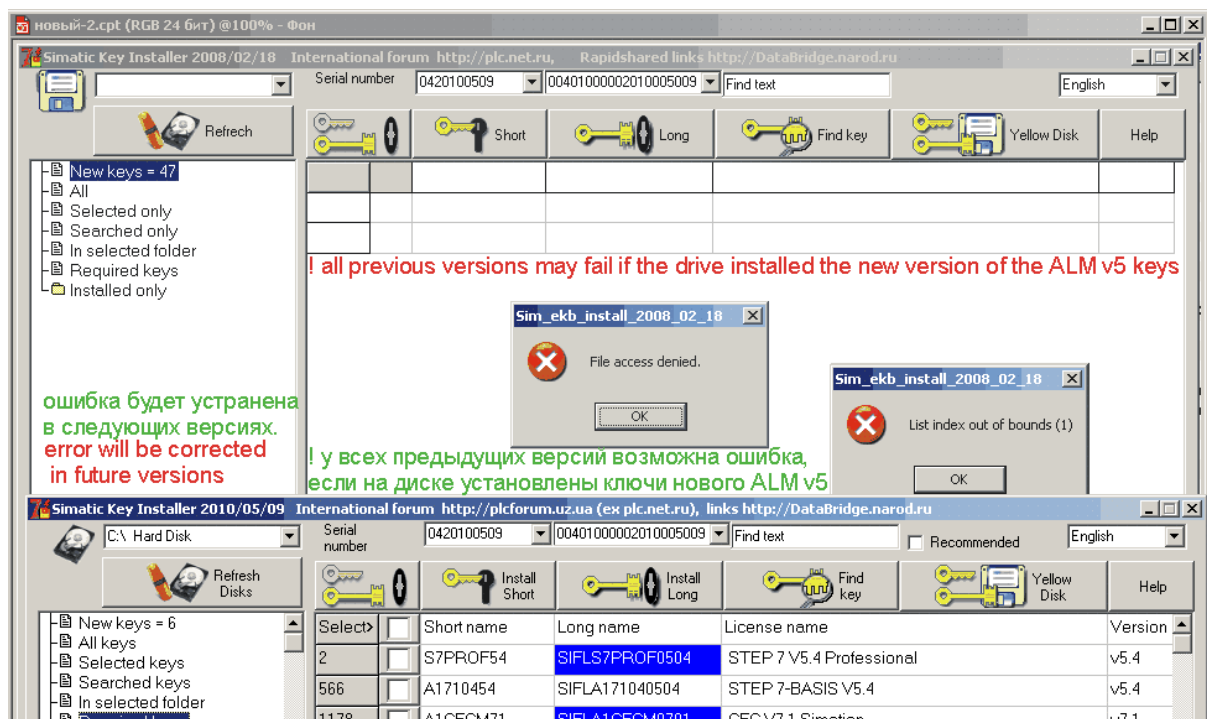
!

ALM v5 :(

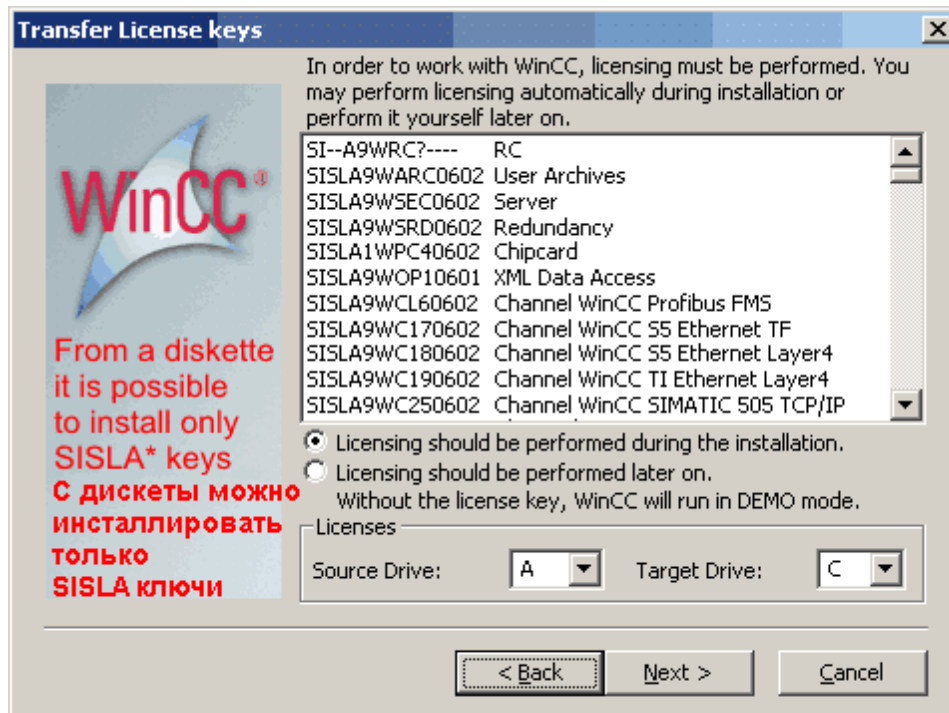
EKB_Install_2010_05_09
09/05/2010

5

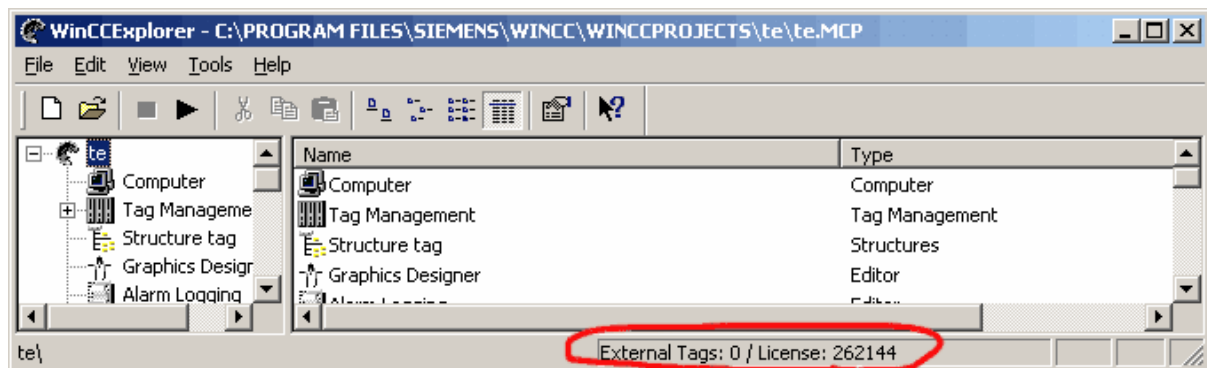
ALM v5



2.15.4



From a diskette it is possible to install only SISLA keys
SISLA



See LogFiles in C:\Program Files\SIEMENS\WINCC\Diagnose

for example License.Log when License key A9WRC installed

```
02/01/2007 13:16:50 InitLicense CS | AppName = AppCS:Mcp | CycleCheck = yes |
NameForMessageBox = | Name of License = SIFLA9WRC70600 | Text of License = WinCC RC
(262144) |
02/01/2007 13:16:50 InitLicense ED | AppName = AppEd:Mcp | CycleCheck = own |
NameForMessageBox = | Name of License = SIFLA9WRC70600 | Text of License = WinCC RC
(262144) |
02/01/2007 13:17:07 InitLicense RT | AppName = OptRT:CHIPCARD | CycleCheck = no |
NameForMessageBox = | Name of License = SIFLA1WPC40600 | Text of License = WinCC Chipcard |
02/01/2007 13:17:07 ExitLicense RT | AppName = OptRT:CHIPCARD | CycleCheck = no | Name of
License = SIFLA1WPC40600 | Text of License = WinCC Chipcard |
```

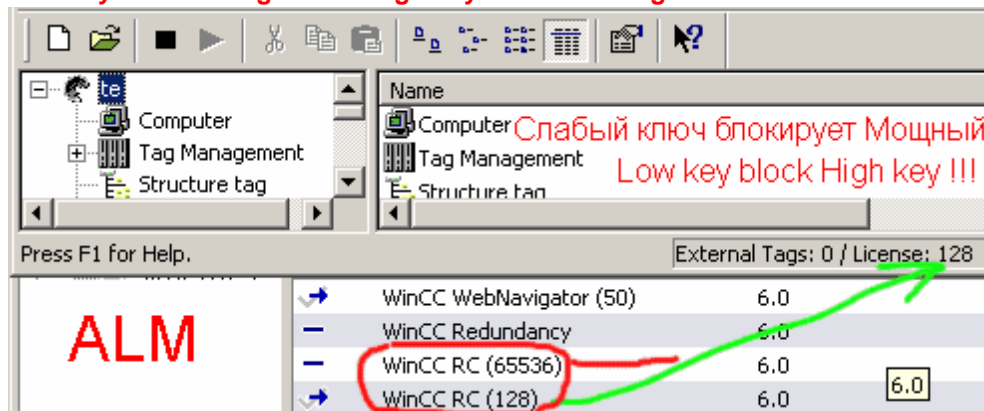
```

02/01/2007 13:17:08 InitLicense CS | AppName = AppCS:TlgASO | CycleCheck = yes |
NameForMessageBox = | Name of License = SIFLA9WTG30600 | Text of License = WINCC Archive
(30000) |
02/01/2007 13:18:48 InitLicense xx | AppName = ConnectivityPack | CycleCheck = no |
NameForMessageBox = | Name of License = SIFLA9WOP10600 | Text of License = WinCC
Connectivity Pack |
02/01/2007 13:18:48 ExitLicense xx | AppName = ConnectivityPack | CycleCheck = no | Name of
License = SIFLA9WOP10600 | Text of License = WinCC Connectivity Pack |
02/01/2007 13:30:15 ExitLicense CS | AppName = AppCS:TlgASO | CycleCheck = yes | Name of
License = SIFLA9WTG30600 | Text of License = WINCC Archive (30000) |
02/01/2007 13:30:17 ExitLicense CS | AppName = AppCS:Mcp | CycleCheck = yes | Name of License
= SIFLA9WRC70600 | Text of License = WinCC RC (262144) |
02/01/2007 13:30:17 ExitLicense ED | AppName = AppEd:Mcp | CycleCheck = own | Name of License
= SIFLA9WRC70600 | Text of License = WinCC RC (262144) |

```

Example when installed 2 License key A9WRC.

Low key with 128 tags block High key with 65536 tags



Example License.Log when installed 2 License key A9WRC.

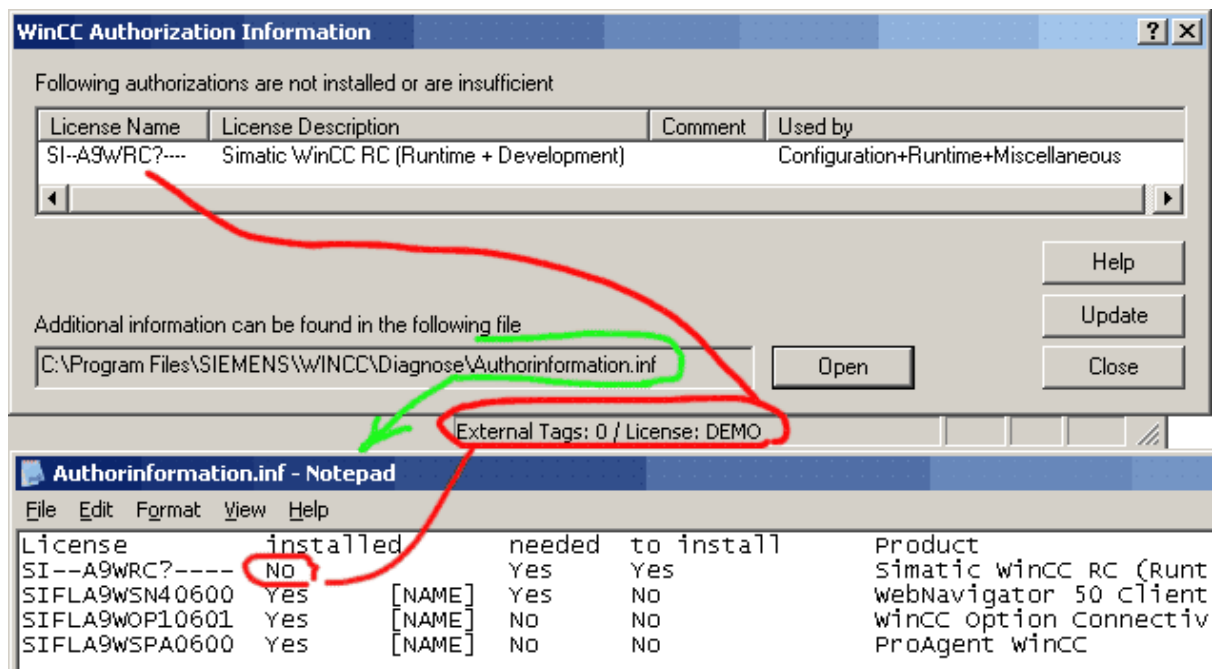
```

02/01/2007 14:39:29 InitLicense CS | AppName = AppCS:Mcp | CycleCheck = yes |
NameForMessageBox = | Name of License = SIFLA9WRC10600 | Text of License = WinCC RC (128) |
02/01/2007 14:39:29 InitLicense ED | AppName = AppEd:Mcp | CycleCheck = own |
NameForMessageBox = | Name of License = SIFLA9WRC10600 | Text of License = WinCC RC (128) |
.....

```

You need use only one key with max Tags

Example License.Log when License key A9WRC not installed



for example **Authorinformation.inf** when License key **A9WRC*** not installed

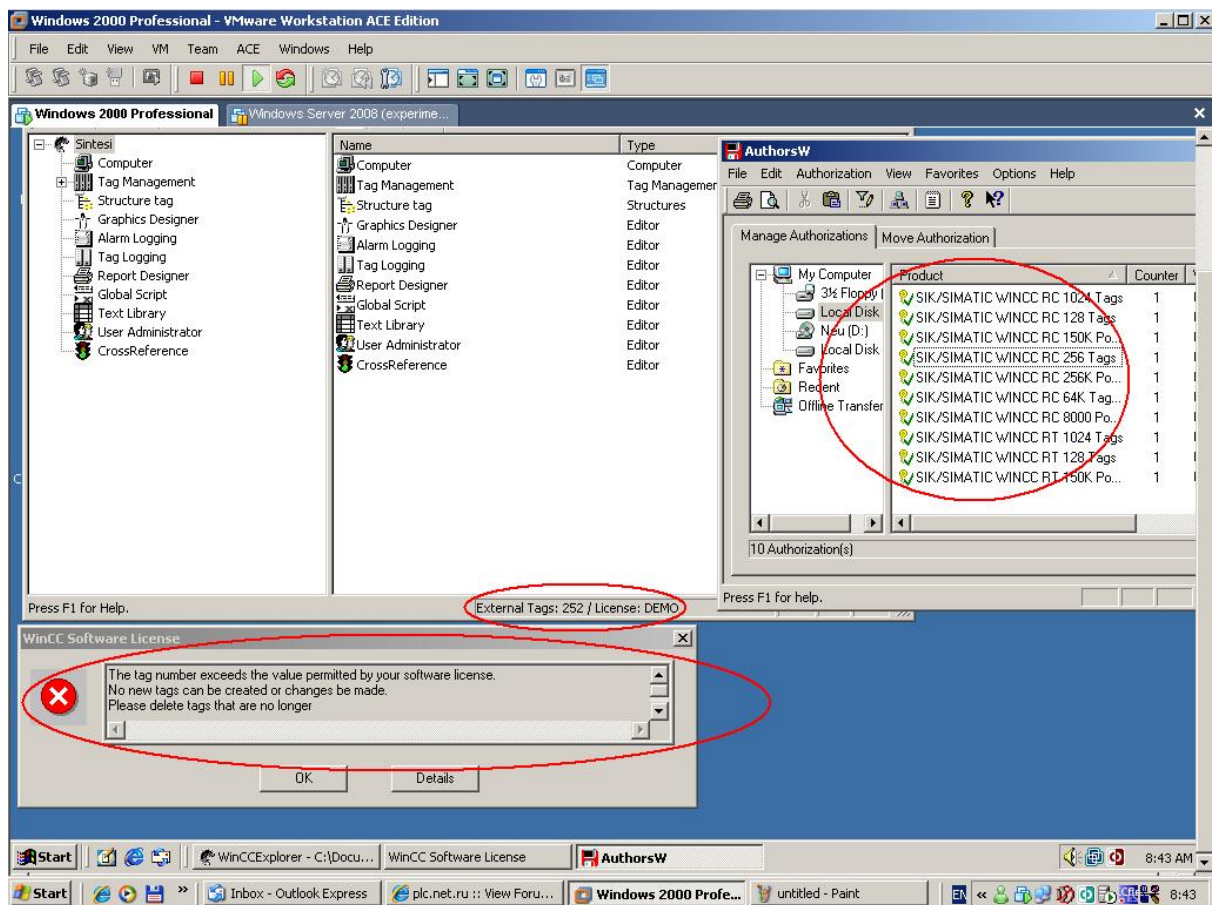
License	installed	needed	to install	Product
SI--A9WRC?----	No	Yes	Yes	Simatic WinCC RC (Runtime + Development)
SIFLA9WSN40600	Yes	Yes	No	WebNavigator 50 Clients
SIFLA9WOP10601	Yes	No	No	WinCC Option Connectivity Pack
SIFLA9WSPA0600	Yes	No	No	ProAgent WinCC

and part of **License.Log** when License key **A9WRC*** not installed

02/01/2007 14:10:20 Control Center - Demo Mode ConfigurationSystem enabled -
 02/01/2007 14:10:20 NoLicense CS | Name of License = A9WRC?0600 | Text of License = Simatic WinCC RC (Runtime + Development) | **Exists = No** |
 02/01/2007 14:10:20 InitLicense CS | AppName = AppCS:Mcp | CycleCheck = yes |
 NameForMessageBox = | Name of License = A9WRC?0600 | Text of License = Simatic WinCC RC (Runtime + Development) |
 02/01/2007 14:10:22 NoLicense ED | Name of License = A9WRC?0600 | Text of License = Simatic WinCC RC (Runtime + Development) | **Exists = No** |
 02/01/2007 14:10:22 Control Center - Demo Mode Editors enabled -
 02/01/2007 14:10:22 InitLicense ED | AppName = AppEd:Mcp | CycleCheck = own |
 NameForMessageBox = | Name of License = A9WRC?0600 | Text of License = Simatic WinCC RC (Runtime + Development) |

2.15.5 WinCC Demo mode

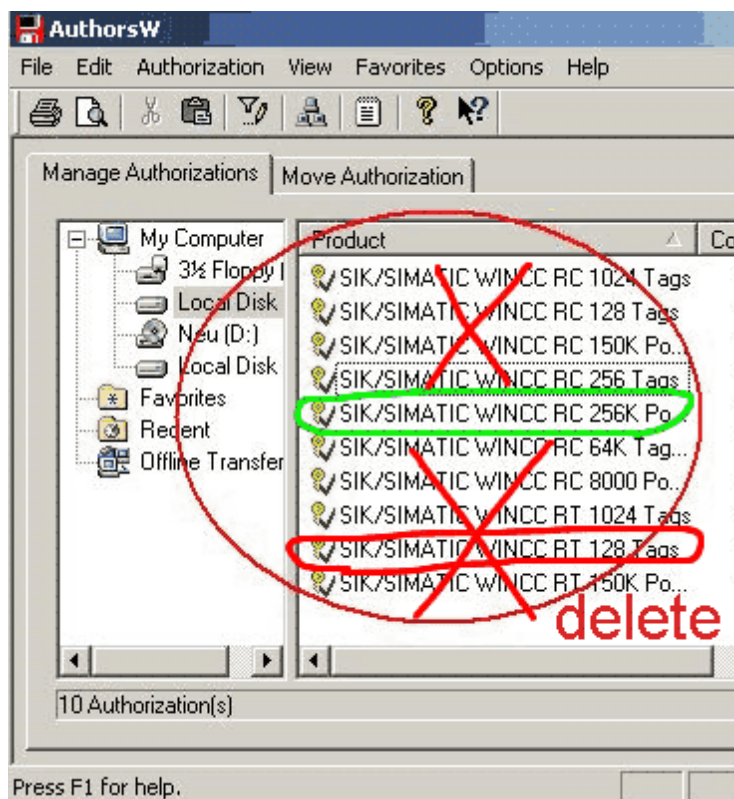
Q: , WinCC " "



1 RC

128 T

!!!



RC

Q:

2.15.6

SIUPA9WRC5--3 POWERPACK (upgrade)

?

WinCC 6

SIUPA9WRC4---1.

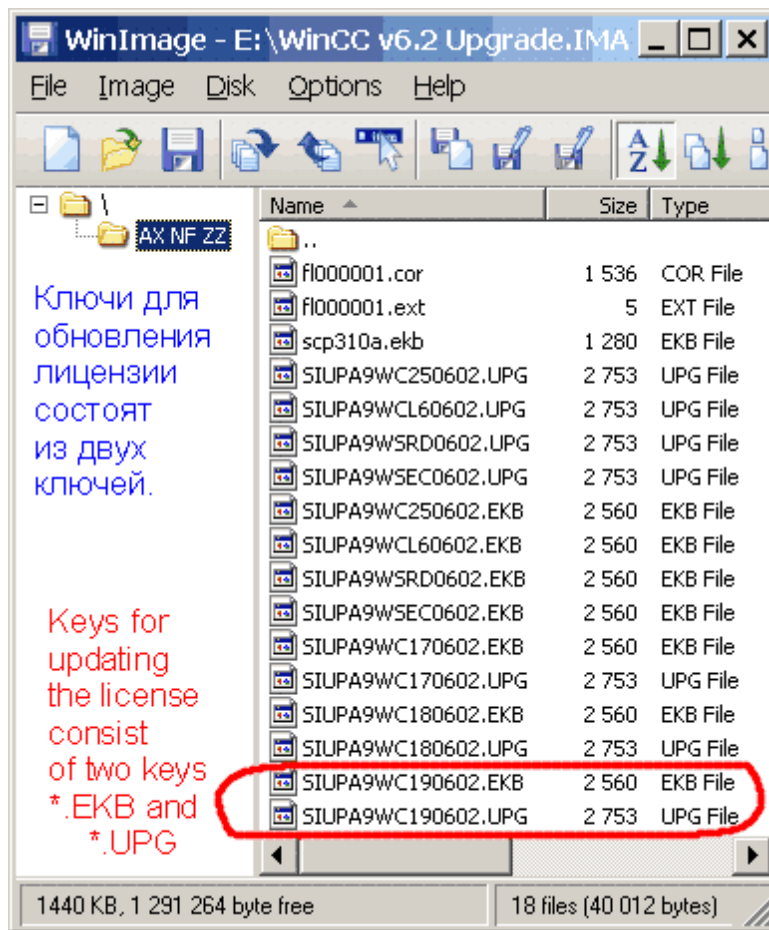
?

256K PTg 512 ATg.

SIFLA9WRC70602 WINCC-V6 RC

*.EKB

*.EKB *.UPG



2.15.7

SmartLabel
SmartLabel
SmartLabel,

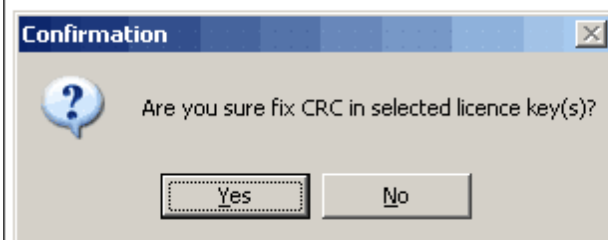
2.15.8

EKBBackup CRC Error

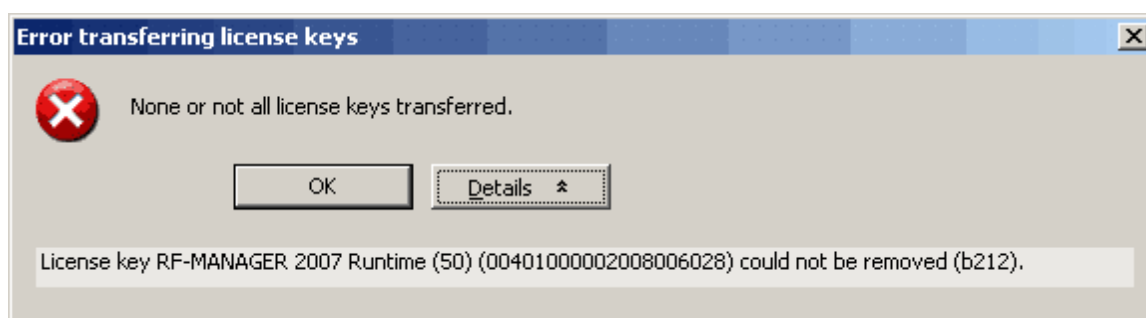
EKB_Backup
CRC

fubrus0 -

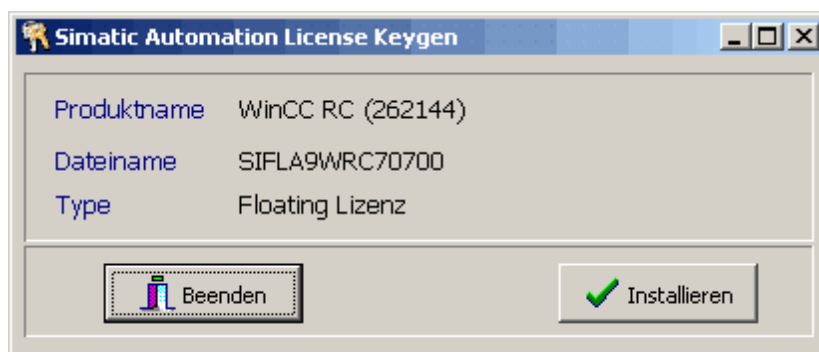
SIFLA9WCP90602	False	SIMATIC HMI	WinCC ES PO (unlimited)
SIFLA9WRP30602	False	SIMATIC HMI	WinCC RT PO (unlimited)
SIFLA1PLCS0504	OK	SIMATIC STEP 7	S7-PLCSIM V5.4
SIFCYRFMRT01005	False	SIMATIC SEN...	RF-MANAGER 2007 Runtime (50)



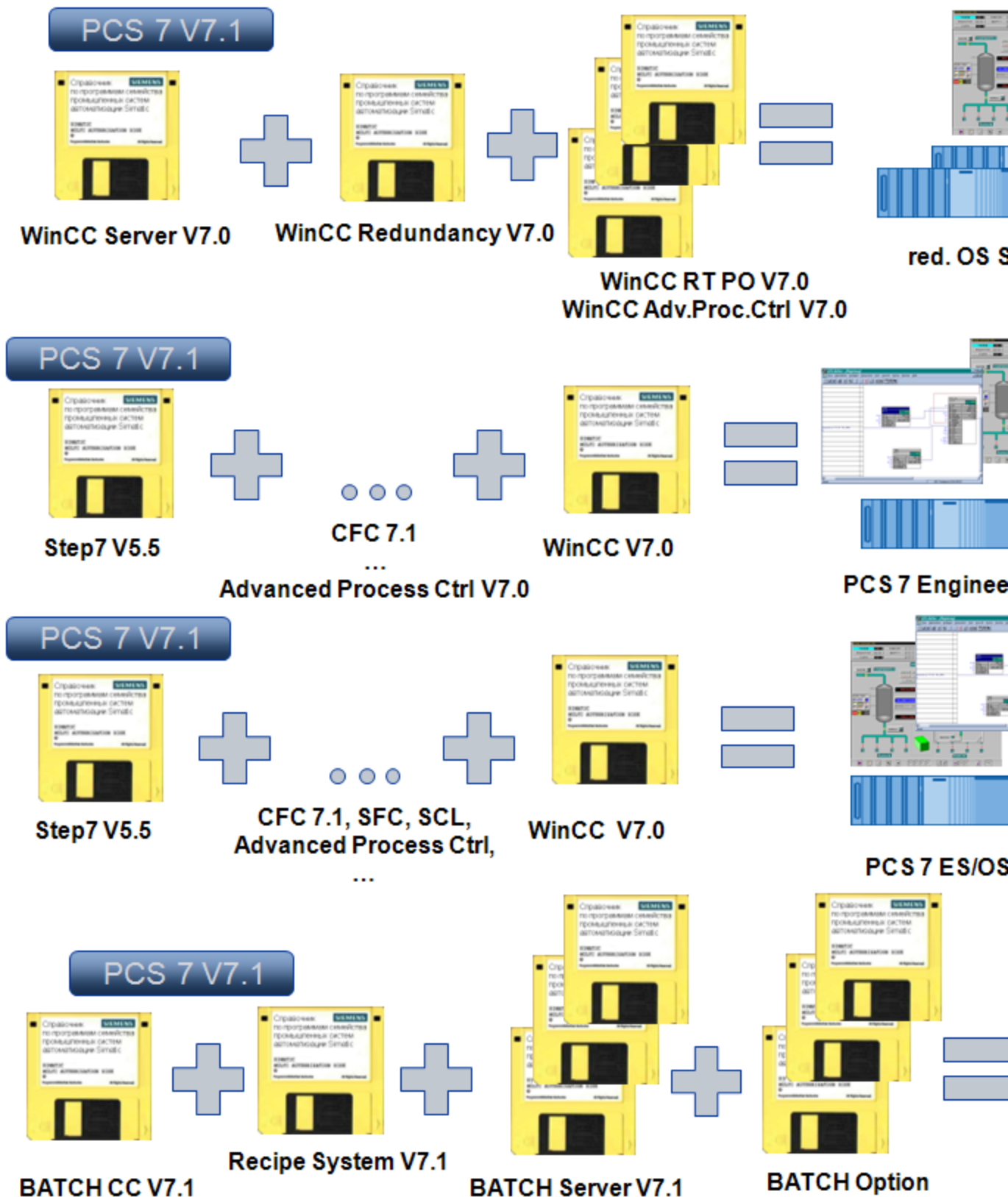
" "



Status	License key	Product
---	SIFCYRFMRT01005	RF-MANAGER 2007 Runtime (50)
---	SIFLA9WCP90602	WinCC ES PO (unlimited)
---	SIFLA9WRP30602	WinCC RT PO (unlimited)




2.15.9 License concept PCS 7 V7



2.15.10 License concept PCS 7 V8.0

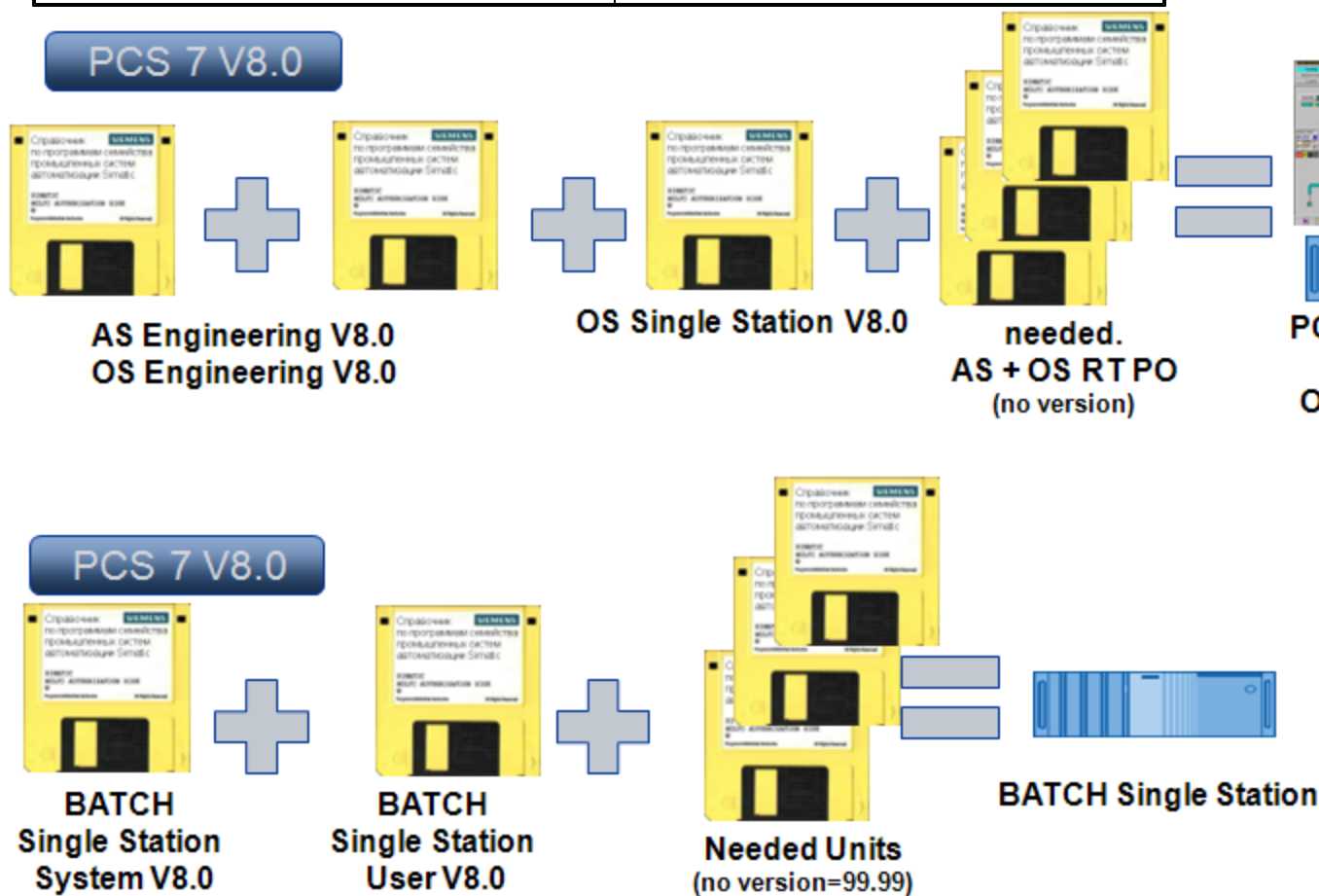
- (SIFCY****9999*.EKB),
PCS7 >> V8.0
-
-
-



SIFLP7OSRE0800	+	SIFCYP7ORT9999*
"SIFLP7OSRE0800" "OS Server Redundancy"	*	
:"SIFLP7REDU0800" "OS Redundancy"		
"SIFLP7SERB0800" "OS Server Basic"		
"SIFLP7SISB0800" "OS Single Station Basic"		



SIFLP7OSES0800 +	SIFLP7OSES0800
"SIFLP7ASES0800" "AS Engineering"	"SIFLP7OSES0800" "OS Engineering"
:	:
"SIFLA171040505" "Step 7 5.5"	"SIFLP7OSEB0800" "OS Engineering Basic"
"SIFLA1CFCU0800" "CFC unlimited 8.0"	"SIFLP7REDU0800" "OS Redundancy"
"SIFLA1DOCP0504" "DocPro5.4"	"SIFLP7SERB0800" "OS Server Basic"
"SIFLA1SCL_0503" "SCL 5.3"	
"SIFLA1SFC_0800" "SFC 8.0"	
"SIFLA1THPO0800" "TH-PO 8.0"	



ES
unlimited

Status	Family	Product ▲	Version	Number of license ...	Standard licens
→	SIMATIC PCS 7	AS Engineering	8.0	1	Floating
—	SIMATIC PCS 7	AS RT PO	-	1	Floating
—	SIMATIC PCS 7	BCE	8.0	1	Floating
—	SIMATIC PCS 7	IEAPO	8.0	1	Floating
—	SIMATIC PCS 7	Maintenance ES	8.0	1	Floating
—	SIMATIC PCS 7	OS Engineering	8.0	1	Floating
—	SIMATIC PCS 7	Version Trail	8.0	1	Floating

OS Server
redundant

Status	Family	Product ▲	Version	Number of license keys	Standard licens
→	SIMATIC PCS 7	BCE	8.0	1	Floating
—	SIMATIC PCS 7	OS RT PO	-	1	Single
—	SIMATIC PCS 7	OS Server Redundancy	8.0	1	Single
—	SIMATIC HMI	WinCC Archive	-	1	Single

OS client

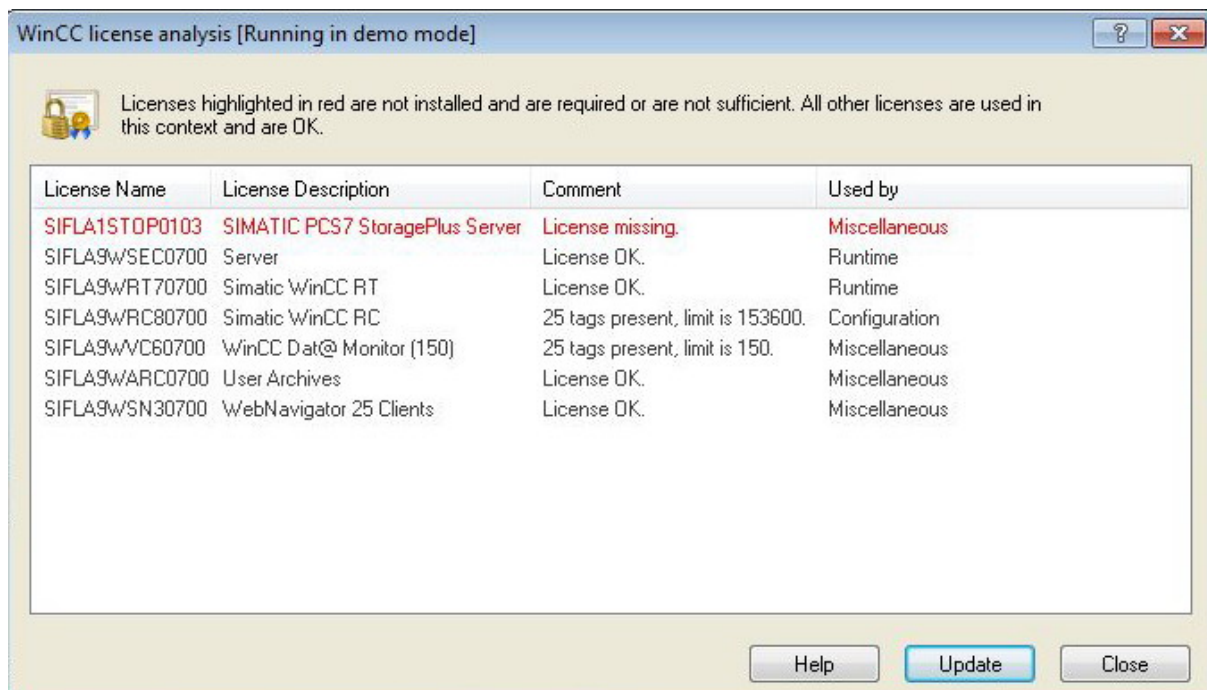
Status	Family	Product ▲	Version	Number of license keys	Standard li
—	SIMATIC PCS 7	OS Client	8.0	1	Floating
—	SIMATIC PCS 7	SFC-Visualization	8.0	1	Floating

2.15.11

PCS7 v8.0

PCS7 v8.0
WinCC v7.0

v8.0




WinCC

Top Level Intro

This page is printed before a new
top-level chapter starts

Part



3 Français

Les années loign es loign es le Siemens a confié la laboration de la protection pour les produits de programme à la société StopCopy. Celle-ci a laboré la protection de la base des fichiers clés installés sur les disquettes spéciales Jaunes - d'ici et le nom.

De plus, il a affirmé que la protection jusqu'à celui-ci est sûre que "protégera de façon certaine vos investissements".

Un grand merci humain aux spécialistes StopCopy pour le travail fait dans le domaine de la création de l'atmosphère de l'accessibilité des produits du Siemens aux grands publics des programmeurs. Cela a fait les décisions de programme et de matériel très populaire et réclamées dans le monde entier qu'a permis dignement de rivaliser avec d'autres producteurs de l'automatique même sur leur territoire. Prendre pour l'exemple des USA avec et eux B&R et General Electric... Et en conséquence a épargné effectivement les investissements mis. En effet, il faut acheter le fer tout de même Au Siemens.

Le programme donné est destiné pour l'installation des clés des licences dans le cas où :

"Le jour noir du programmeur" est arrivé - le système a volé avec toutes les licences, mais travailler il faut, même dans les régions peu accessibles;

Quand est sorti un nouveau produit chaud, mais l'argent pour lui les autorités jusqu'à ce que donnent; Veux étudier simplement pour le développement total.

Est laboré en raison de la mission de la version ALM 3.0 - le Manager Litsenzy, après quoi, les clés soi-disantes "vite copiées" longues de la licence ont cessé de travailler cause de leur ignorance comme ce Manager Litsenzy.

On pouvait simplement copier les clés "vite copiées" au catalogue des licences C:\AXNF\ZZ. Ils utilisaient de service l'"entrée" dans le système de la licence ALM <v3.0, qui était couverte avec la sortie Step7 v5.4 SP1.


On aussi appliquait le codage supplémentaire des clés, c'est pourquoi de nouvelles clés ne sont pas visibles ALM v2.2.

De nouvelles clés se reflètent incorrectement dans de vieilles versions des programmes EKB_Rename, EKB_Backup et dans EKB_Install <v.2007.03.03.

Je n'appelle pas utiliser les programmes du Siemens dans les buts intéressés. Les programmes pour les buts industriels doivent être mis en principe aux devis des projets et être acquis pour l'argent du client.

Peu qui viendra la tête livrer au client gauche 7 avec de gauches clés et sans certificat pour une grande production.

Mais pour l'utilisation domestique probablement est absent rien plus mal de remue-ménage avec les disquettes de licence. Les cas, quand la licence surmenée de firme Jaune commençait à se bouler chez l'étranger avec la perte des clés dans le terrain loign sans téléphone et Internet arrivaient.



3.1 IntroductionF

Dans la fenêtre du programme sont disposés :

L'arbre avec la liste des programmes et le tableau avec la liste des clés

Paul pour la conclusion des commentaires et l'information référentielle

La ligne du choix de la langue de l'interface

La ligne du choix du disque pour l'installation des clés et le bouton de la rénovation de la liste des disques

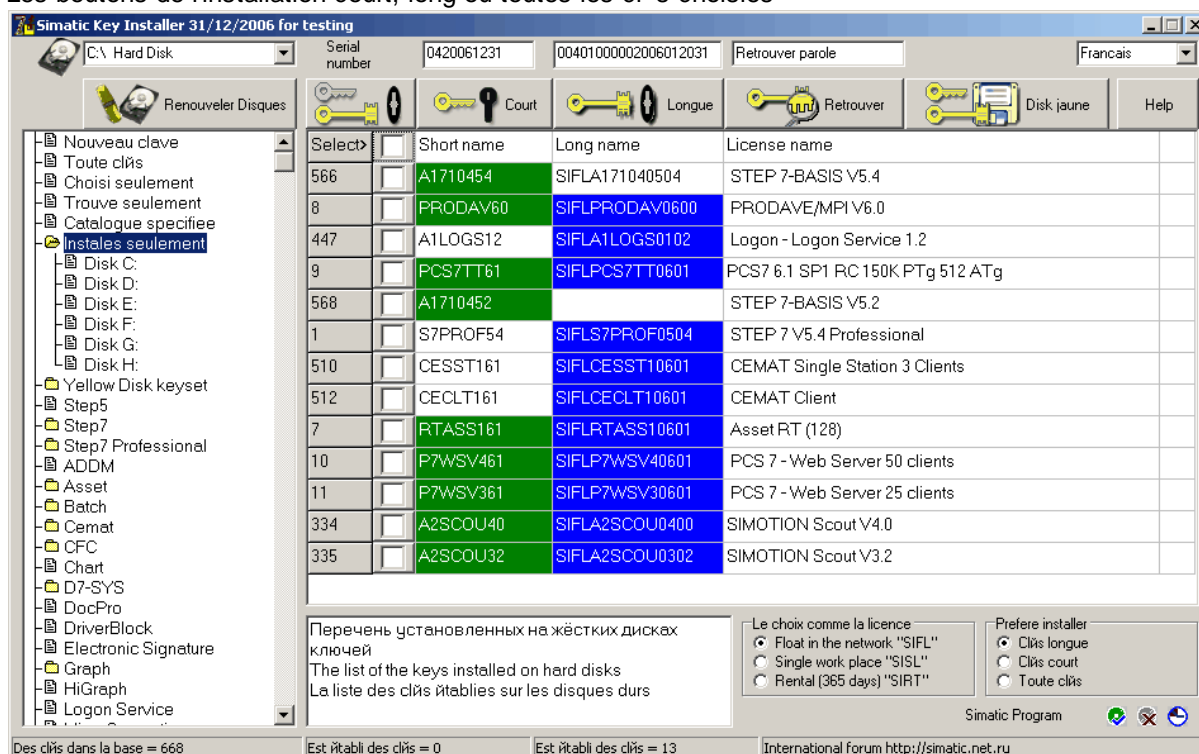
Les lignes de l'introduction des numéros par lots

La ligne et le bouton pour la recherche de la clé selon le mot donné

Le bouton de l'appel de la fenêtre pour le travail avec les images des disquettes Jaunes

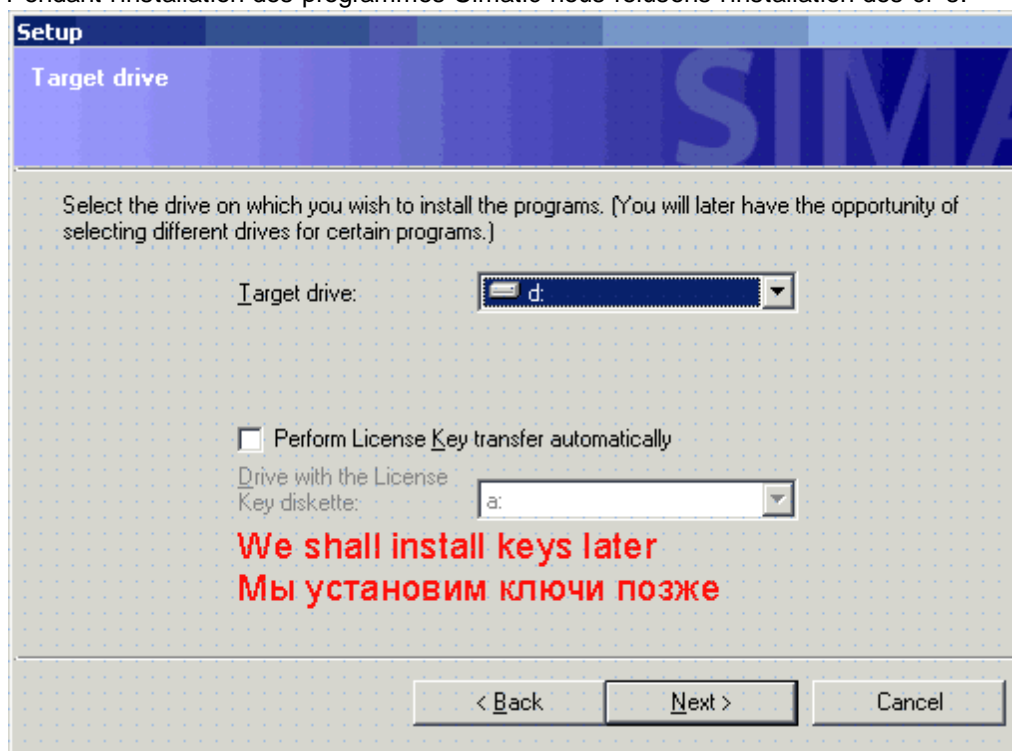
Paul du choix des préférences comme la licence d'installation

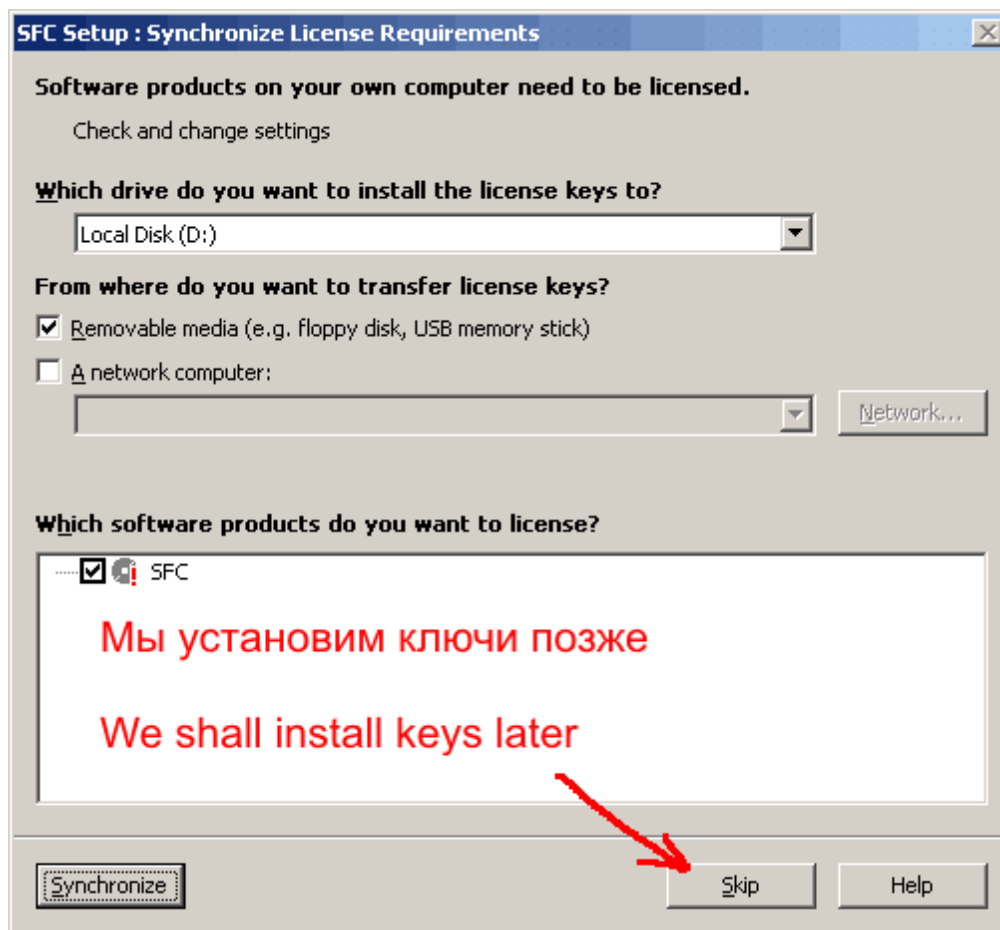
Les boutons de l'installation court, long ou toutes les clés choisies



3.2 Nous tablirons les cl s plus tard

Pendant l'installation des programmes Simatic nous refusons l'installation des cl s.





3.3 Type de licence

Type de licence

- Sans restriction (illimit e)
- Count relevant (jour/s)
- Rental (limitation en heures, limitation en jours, date d'expiration)
- Trial (limitation en jours)
- Pay-per-use
- Demo (limitation en heures, limitation en jours, date d'expiration)
- Contract
- Upgrade
- Power Pack

Validit

- Sans restriction (Unlimited) : illimit e
- Count relevant : nombre de jours
- Rental : dur e restante + unit / date
- Trial : temps restant (dur e d'ex cution totale)
- Pay-per-use : selon contrat
- Demo : dur e restante + unit / date
- Contract : selon contrat
- Upgrade : selon contrat
- Power Pack : selon contrat

3.4 Num ro de licence

Num ro de s rie de la licence logicielle

(10 chiffres = autorisation, 20 chiffres = cl de licence)

Serial number	0420061231	00401000002006012031
---------------	------------	----------------------

Vous pouvez ne pas changer ces num ros, mais accorder cela faire au programme

Ou pouvez choisir un des num ros de la liste des num ros des cl s tablies sur votre ordinateur.

Serial number	0420070112
	0123456789
	0420061227
	0420061228
	0420070112

3.5 Required keys

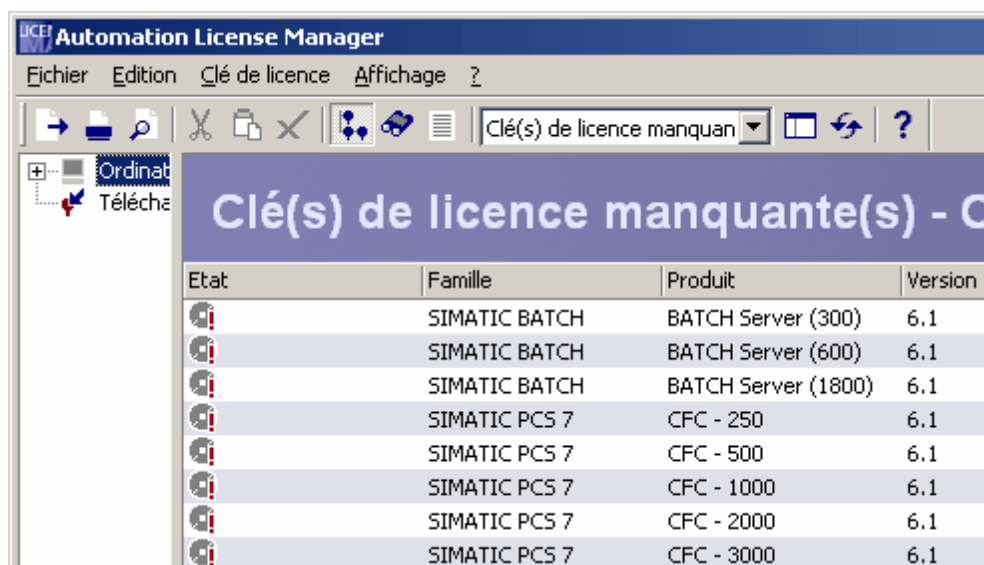
La liste des cl s n cessaires aux programmes tablis.

Des cl s tagues tablissez seulement un avec la quantit n cessaire est tag

(l'exemple pour CFC sur le dessin)

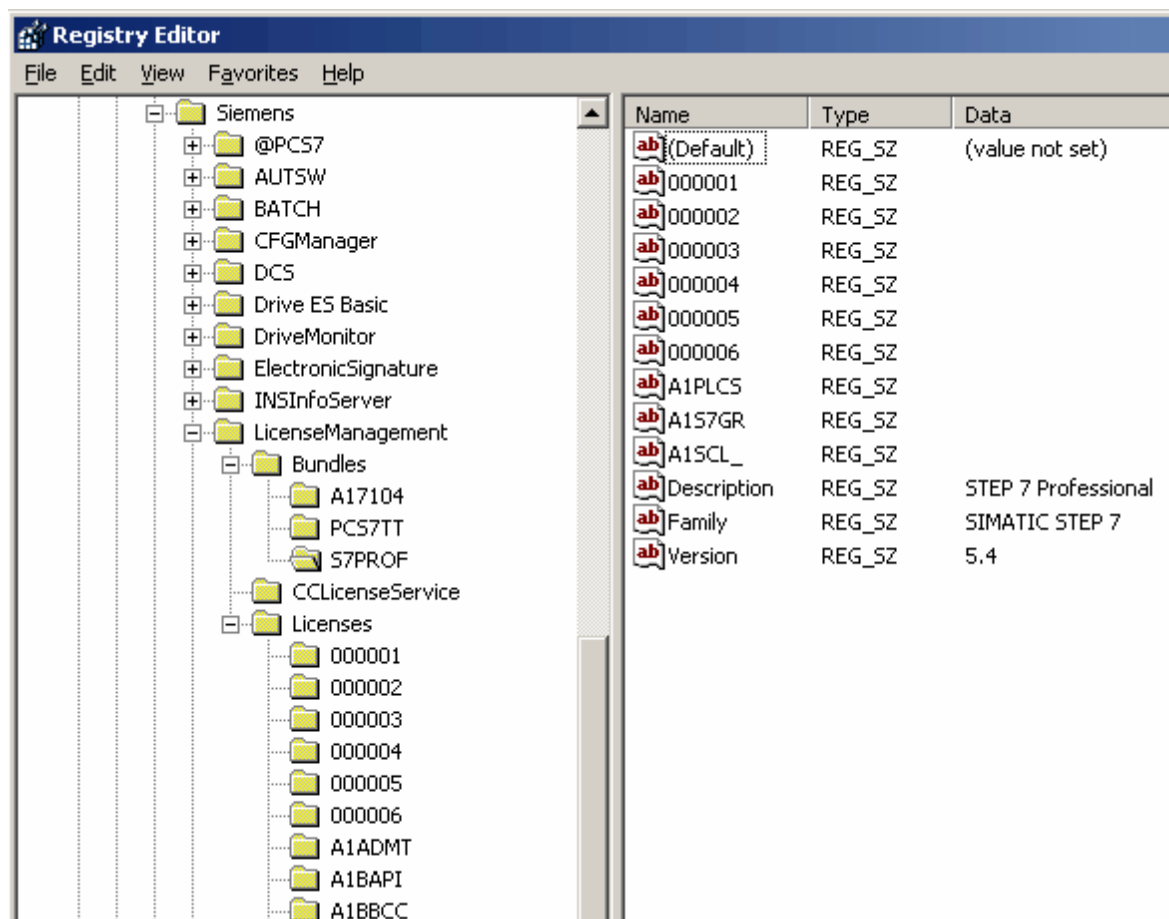
New keys = 5	481	<input type="checkbox"/>	A1CFC761	SIFLA1CFC70601	CFC V6.1 (2000)
All keys	480	<input type="checkbox"/>	A1CFC961	SIFLA1CFC90601	CFC V6.1 (3000)
Selected keys	479	<input type="checkbox"/>	A1CFCD61	SIFLA1CFCD0601	CFC V6.1 (5000)
Searched keys	477	<input type="checkbox"/>	A1CFC561	SIFLA1CFC50601	CFC V6.1 STEP 7 - Option
In selected folder	478	<input type="checkbox"/>	A1CFCU61	SIFLA1CFCU0601	CFC Unlimited Tags
Required keys					
Installed key					
Yellow Disk keyset					

Vous pouvez pr ciser les noms des cl s manquant dans le manager des licences ALM



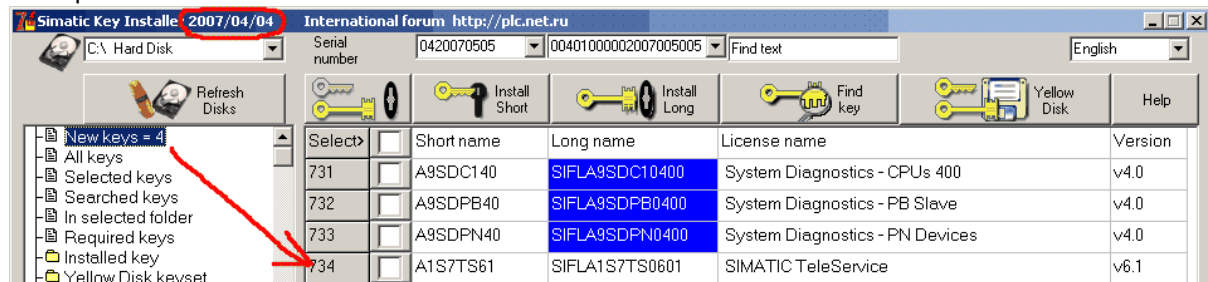
La clé complexe S7PROF* pour la version professionnelle STEP7 peut être utilisée au lieu de 4 clés particulières A17104*, A1PLC*, A1S7GR*, A1SCL*.

La clé PCS7TT* pour le programme PCS7 peut être utilisée au lieu de l'ensemble de l'assortiment des clés. Vous pouvez préciser les noms des clés manquantes supplémentaires dans le manager des licences ALM.



3.6 Unknow keys

Example



3.7 desactiver la Trial Licence

Comment désactiver la Trial Licence, lorsque le message indiquant que la Trial Licence est périmée apparaît, bien que la Floating Licence a été installée?

<http://support.automation.siemens.com/WW/view/en/24200966>

Instructions:

La Trial Licence est faite pour une utilisation temporairement limitée du logiciel SIMATIC par exemple pour des tests et après l'activation, elle est valable pour au maximum 14 jours. Si après l'écoulement de ce temps, vous installez une licence pour une utilisation illimitée (licence Single, Floating ou Upgrade)) et que après l'installation vous obtenez tout de même le message que la licence Trial est périmée, nous vous recommandons d'effacer la licence Trial dans le répertoire "AX NF ZZ" :

Procédure pour effacer une licence Trial:

1. Ouvrez l'ALM dans MS Windows par :

- "Démarrer > SIMATIC > License Management > Automation License Manager"

et marquez avec le curseur le lecteur (par ex. "C"), sur lequel vos licences sont installées. Dans la fenêtre de droite de Automation License Manager apparaît alors le tableau avec les licences installées. Vous avez besoin dans la vue, du nom de fichier (clé de licence) et des 20 chiffres du numéro de licence. Si ces colonnes étaient encore masquées, alors ouvrez par

- "Affichage > Définir..."

le dialogue "Définir la vue". Sélectionnez dans la partie basse de ce dialogue dans l'onglet "Colonnes" la "Clé de licence" et "N° de licence".

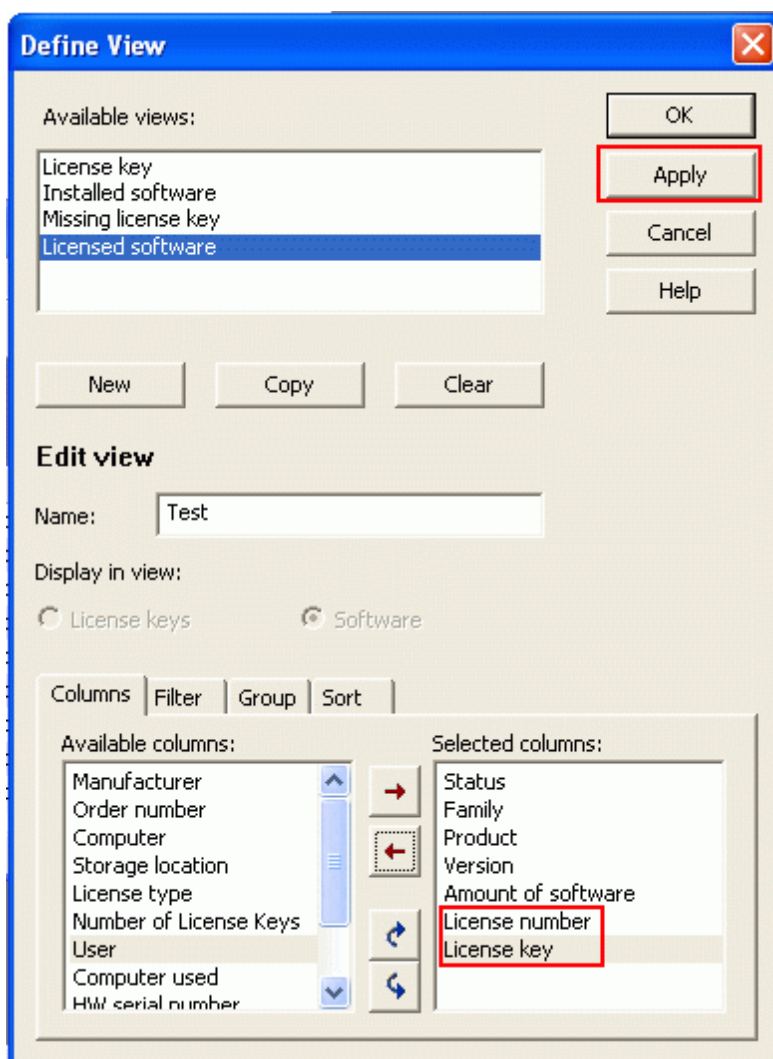


Image 01

Entrez ensuite un nom sous "Editer la vue:" et cliquez sur le bouton "Appliquer". Après la validation avec OK, les colonnes "Clé de licence" et "N° de licence" apparaissent dans Automation License Manager.

2

Marquez dans l'explorateur Windows, le répertoire "AX NF ZZ" sur votre disque dur ou dans le lecteur "C", afin de faire apparaître dans la fenêtre de droite de l'explorateur, le nom des fichiers des licences.

Si le répertoire "AX NF ZZ" ou les fichiers de répertoire ne sont pas visibles, alors ouvrez le dialogue "Outils > Options des dossiers.." et sélectionnez l'onglet "Affichage":

- désactivez ici l'option "Masquer les fichiers protégés du système d'exploitation"

(recommandé)" et

- activez l'option "Afficher tous les fichiers et dossiers".

Cliquez ensuite sur le bouton "Appliquer" et validez avec OK.

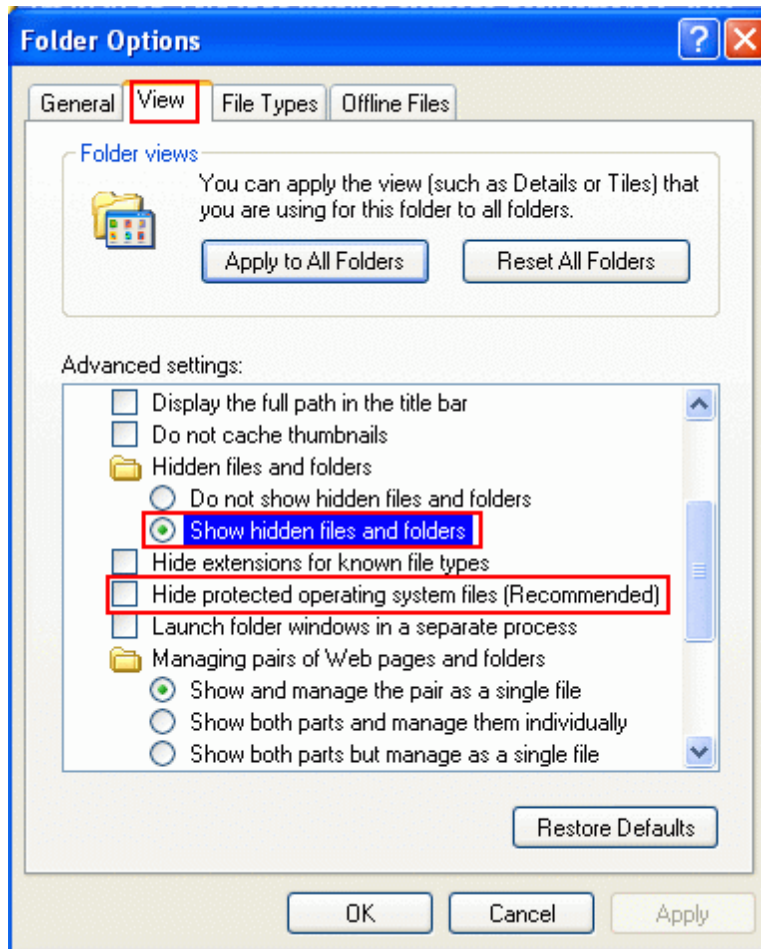
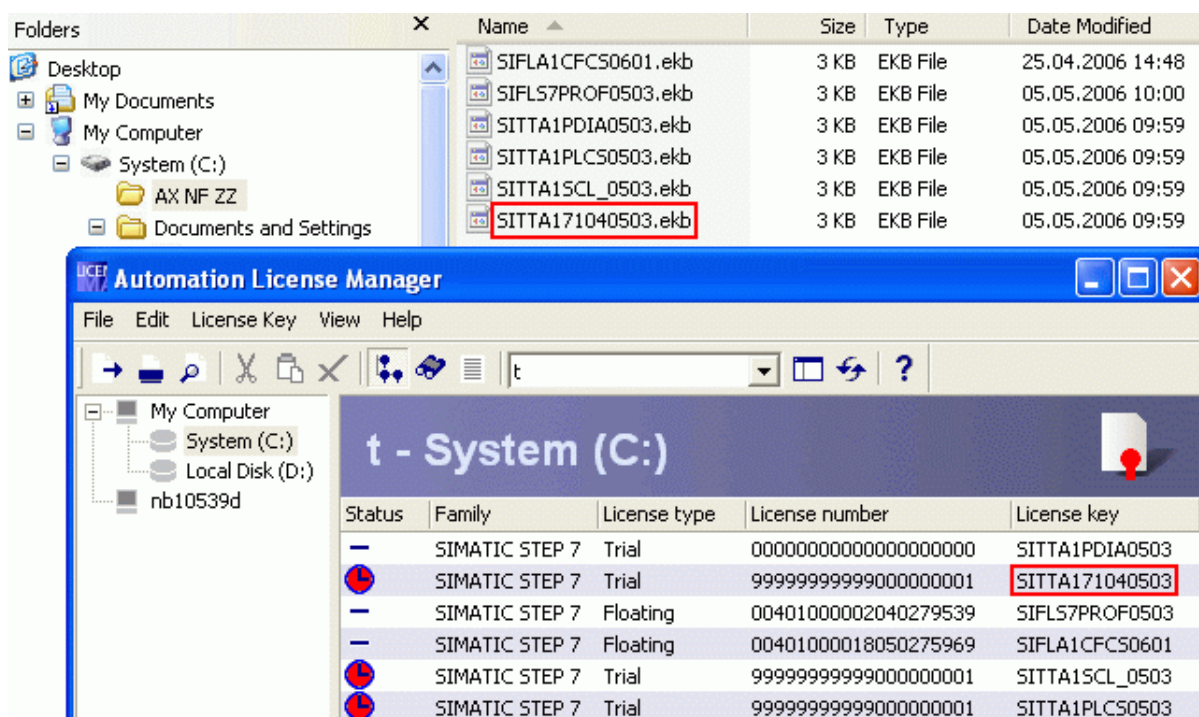


Image 02

Le répertoire "AX NF ZZ" sera alors affiché dans l'explorateur Windows.

3 Comparez maintenant dans Automation License Manager, le nom de fichier (Clé de licence) de la licence Trial avec le nom de fichier dans le répertoire "AX NF ZZ". Sur la vue affichée dans Automation License Manager déterminez le nom de fichier de la licence Trial à effacer (image 03), que vous retrouverez alors dans le répertoire "AX NF ZZ".




4 Marquez la licence Trial trouvée dans le répertoire "AX NF ZZ" et cliquez sur le bouton droit de souris. Cliquez ns le menu contextuel suivant sur "Effacer". Après l'effacement, le message indiqué plus haut n'apparaît plus.

3.7.1 Install Trial keys

Pendant l'installation de la cl temporaire dans les catalogues [Windows](#) et [Windows\System32](#) il y a des catalogues ***attis** avec un fichier vide.

La cl temporaire **SITTA*.ekb** est tablee au catalogue **C:\AX NF ZZ**



See Remove Trial keys

3.7.2 Remove Trial keys

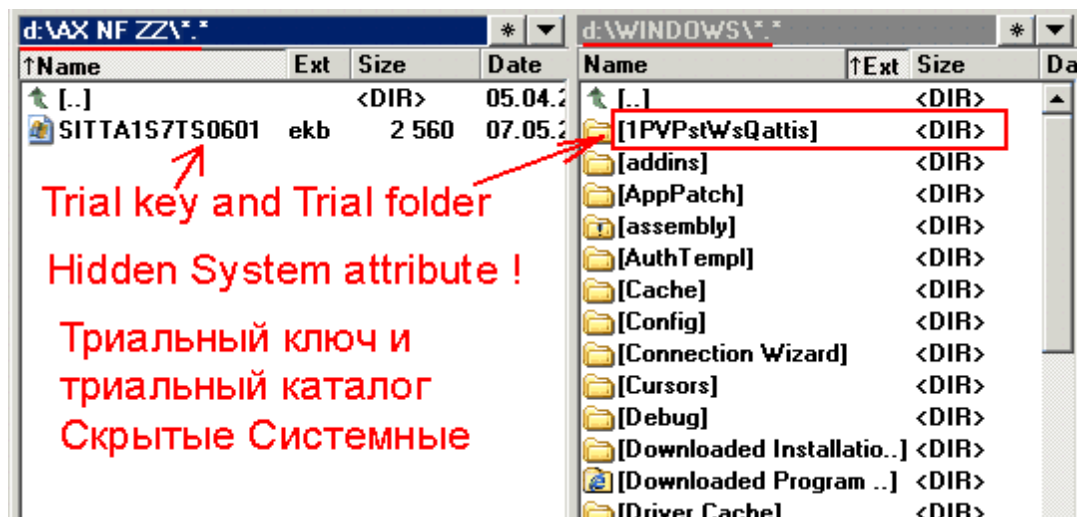
Pour certains programmes on peut tablir les cl s temporaires pour un d lai de de quelques heures ann e du travail.

Apr s l' ch ance du travail il faut enlever les cl s temporaires et leurs traces.

Dans le cas contraire les probl mes sont possibles au fonctionnement des cl s normales.

Il faut enlever aussi le catalogue au catalogue **Windows** et **Windows\System32**

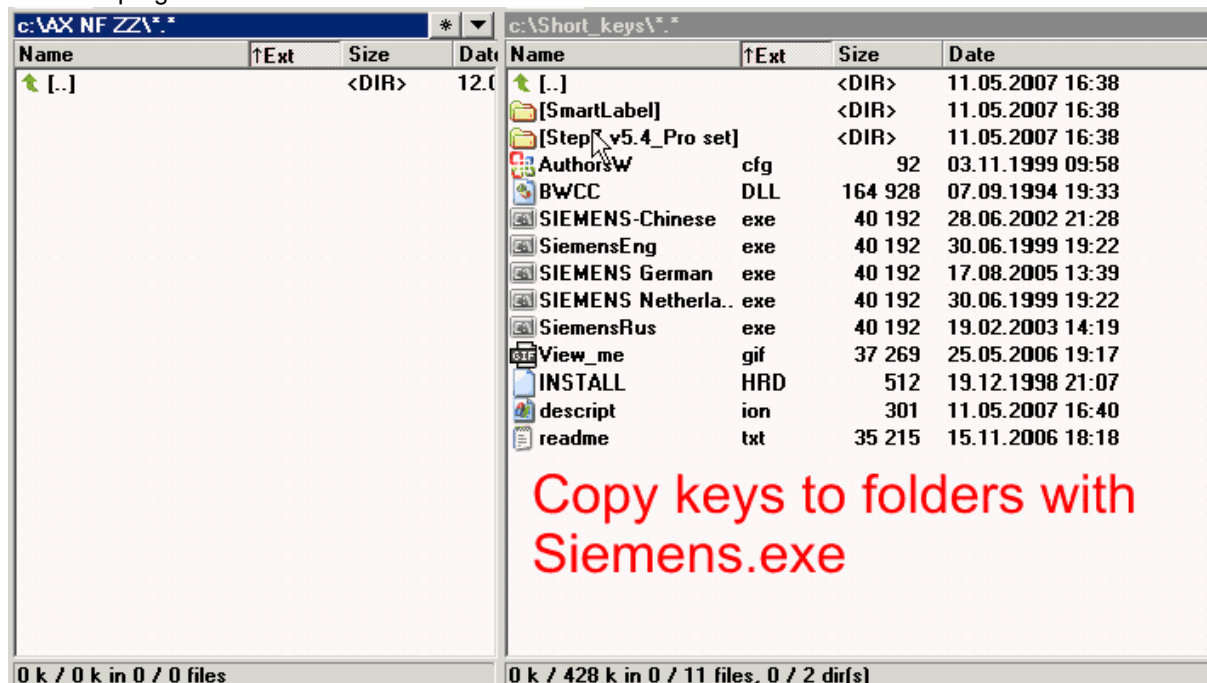
Dans ce catalogue il y a un fichier vide.

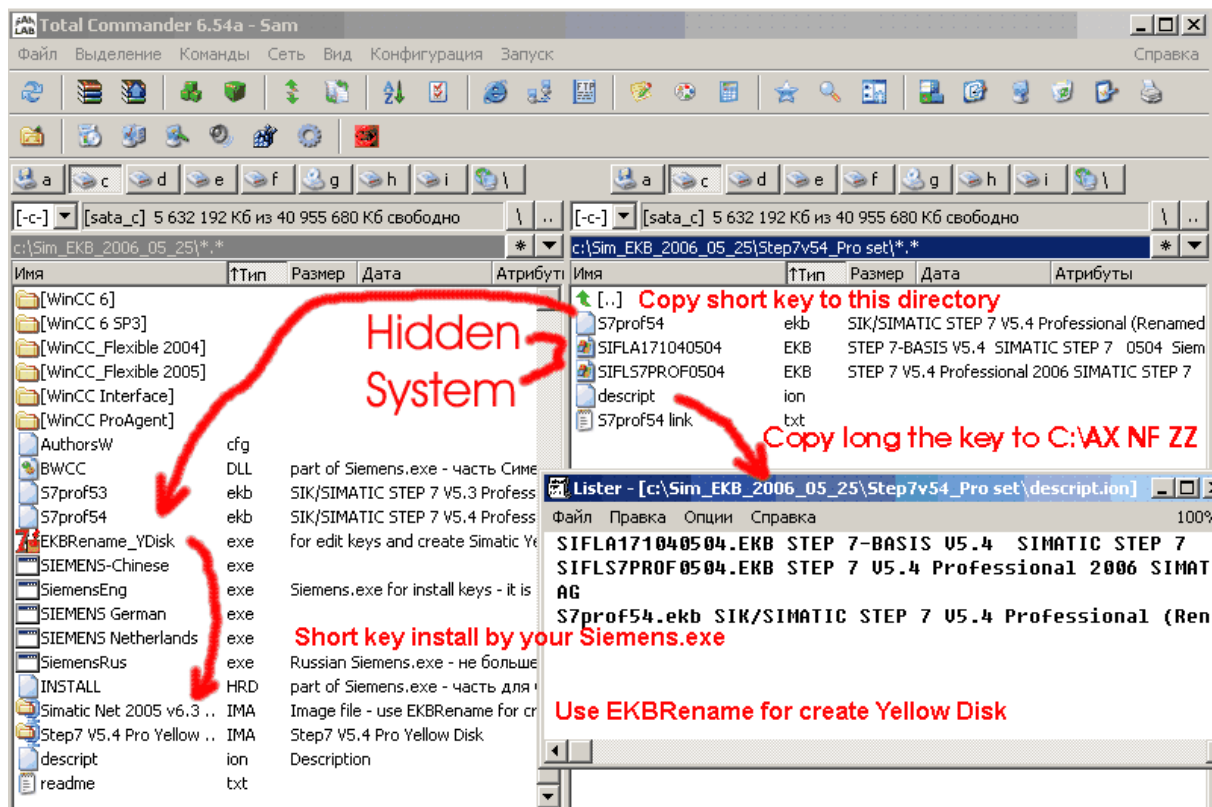


3.8 Siemens.exe

Pour l'installation des cl s courtes de la composition on peut utiliser le programme Siemens_exe.

Copiez au catalogue avec le programme les cl s demand es (pas plus 100 cl s exceptionnellement) et lancez le programme.





Si dans le catalogue avec Siemens_exe il n'y a pas de clés, la mise en marche on déduit{retire} le message suivant



3.9 transferring a license key to a PC without floppy disk drive

Quelles sont les options possibles pour transférer les clés de licences sur un PC sans lecteur de disquette ?

Conseil de Configuration :

A compter de maintenant sur la plupart des PC maintenant, les PC ne sont plus équipés de base avec des lecteurs de disquettes. Cependant, pour installer certains produits de logiciel d'automatisme il vous sera nécessaire d'utiliser un lecteur de disquette pour installer les clés de licence qui se trouvent obligatoirement sur disquette.

Avec l'Automation License Manager vous pouvez installer les licences sur un PC sans devoir disposer d'un lecteur de disquettes mais avec les médiums selon de tableau ci-dessous :

Médium pour le Transport	Type de clé de Licence	
	Autorisation (par exemple STEP 7 V5.2)	Clé de Licence (par exemple Floating License Key STEP 7 V5.3)
Lecteur de disquette externe avec interface USB	X	X
Clé USB en tant que média pour transporter d'un PC équipé d'un lecteur de disquette vers un autre sans lecteur de disquette .	--	X
PC équipé d'un lecteur de disquette et qui sera partagé à travers le réseau .	X ¹⁾	X ¹⁾
Second PC équipé d'un lecteur de disquette et un transfert Off-line (vous reporter à l'aide en ligne de l'Automation License Managers)	X ¹⁾	X ¹⁾
¹⁾ L'Automation License Manager doit aussi être installé sur l'autre PC . Note: Vous pouvez reconnaître une clé de licence à partir de l'Automation License Manager au fait que le numéro de licence soit constituée de vingt chiffres Une Autorisation possède comme numéro de licence 10 chiffres seulement.		

Top Level Intro

This page is printed before a new
top-level chapter starts

Part



IV

4 Italiano

Enter topic text here.

4.1 Introduzione

In a window of the program are located:

Tree with the list of programs and the table with the list of keys

Field for a conclusion of comments and the help information

Line of a choice of language of the interface

Line of a choice of a disk for installation of keys and the button of updating of the list of disks

Lines of input of serial numbers

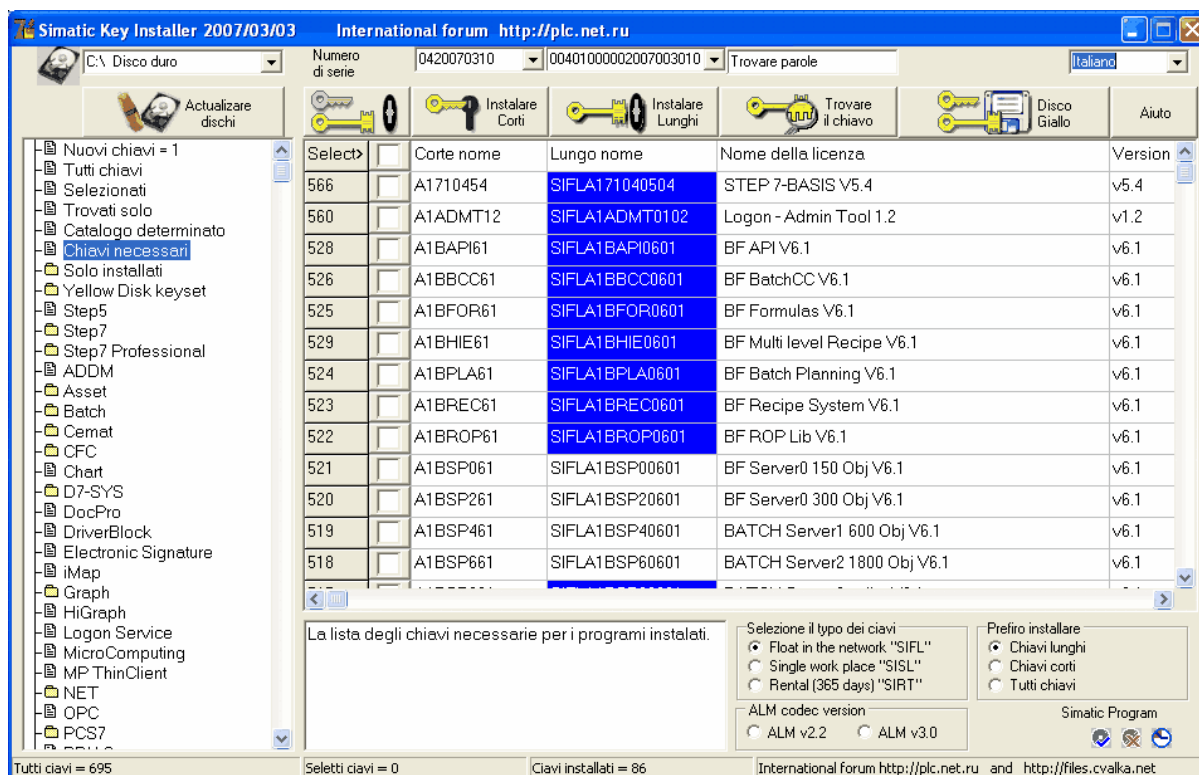
Line and the button for search of a key by the set word

The button of a call of a window for work with images of Yellow diskettes

Field of a choice of preferences of type of the license at installation

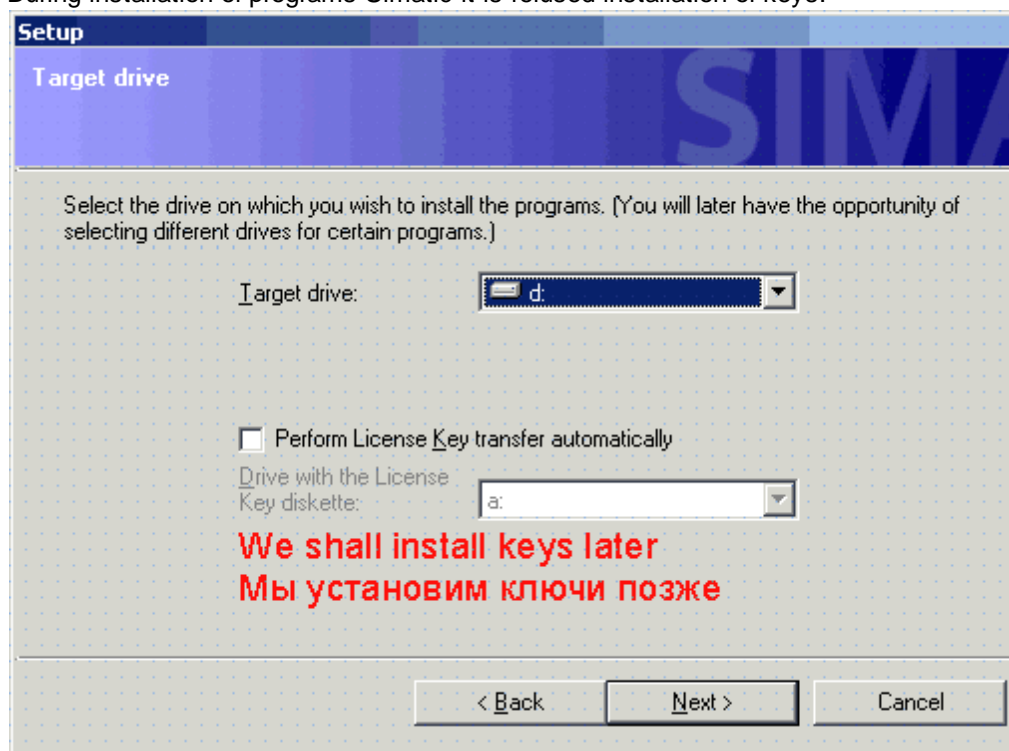
Buttons of installation short, long or all chosen keys

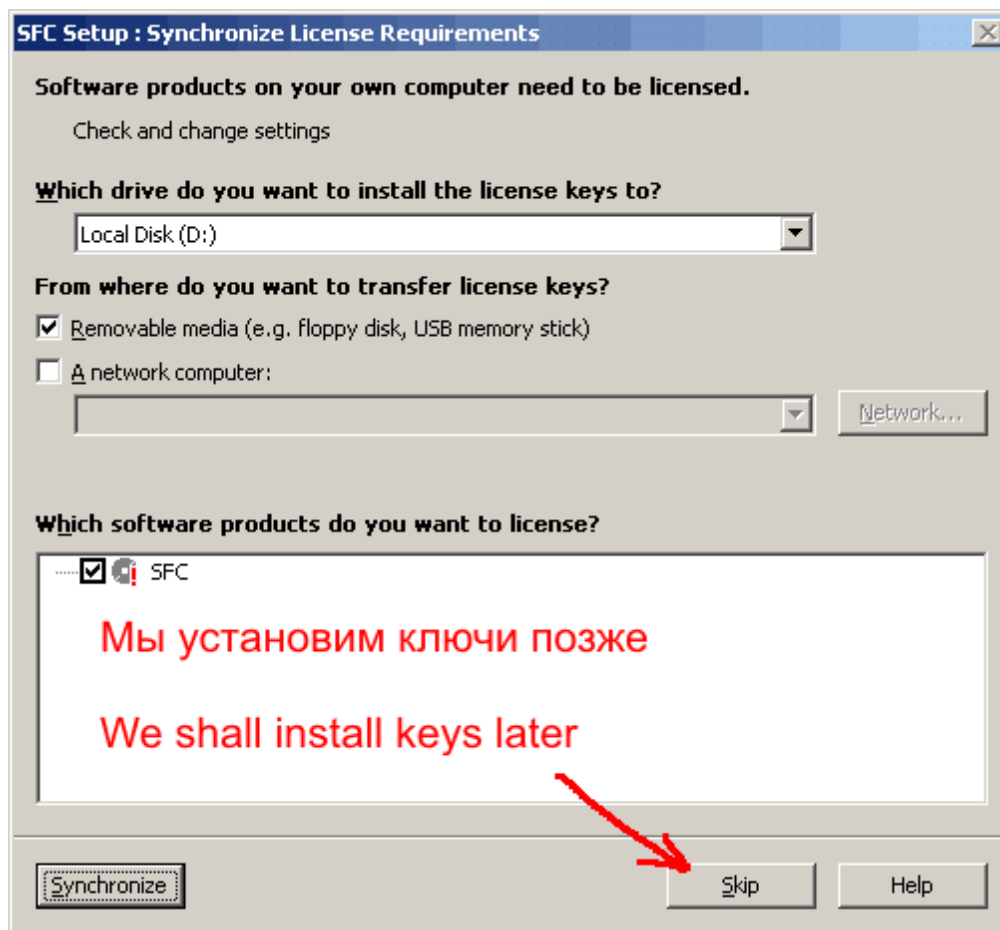
Come si può disattivare la Trial License, se compare la segnalazione che la Trial License è terminata, nonostante sia stata installata la Floating License?



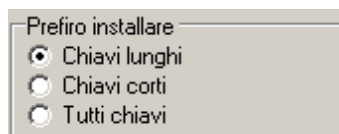
4.2 We shall install keys later

During installation of programs Simatic it is refused installation of keys.





4.3 Tipo di licenza



Tipo di licenza

- Illimitata (Unlimited)
- Count relevant (Tag/s)
- Rental (Limited Hours, Limited Days, Expiration Date)
- Trial (Limited Days)
- Pay-per-use
- Demo (Limited Hours, Limited Days, Expiration Date)
- Contract

- Upgrade
- Power Pack

Validit

- Illimitata (Unlimited): illimitata
- Di rilievo per Count: numero dei tag
- Per Rental: durata residua + unit / data
- Per Trial: durata residua (durata complessiva)
- Per Pay-per-use: secondo il contratto
- Per Demo: durata residua + unit / data
- Per Contract: secondo il contratto
- Per Upgrade: secondo il contratto
- Per Power Pack: secondo il contratto

4.4 Numero di licenza

Numero di serie della licenza software

(10 caratteri= autorizzazione; 20 caratteri = chiave di licenza)

Serial number	0420061231	00401000002006012031
---------------	------------	----------------------

Serial number	0420070112
	0123456789
	0420061227
	0420061228
	0420070112



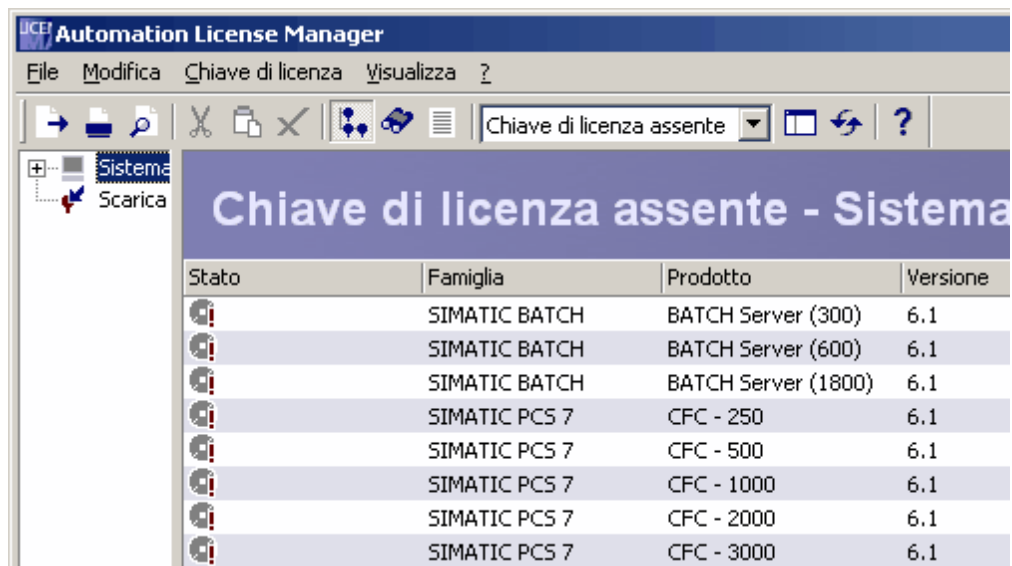
4.5 Chiavi necessari

The list of necessary keys for the installed programs.

From tag keys install only one with necessary quantity of tags (an example for CFC in figure).

New keys = 5	481	<input type="checkbox"/>	A1CFC761	SIFLA1CFC70601	CFC V6.1 (2000)
All keys	480	<input type="checkbox"/>	A1CFC961	SIFLA1CFC90601	CFC V6.1 (3000)
Selected keys	479	<input type="checkbox"/>	A1CFCD61	SIFLA1CFCD0601	CFC V6.1 (5000)
Searched keys	477	<input type="checkbox"/>	A1CFCS61	SIFLA1CFCS0601	CFC V6.1 STEP 7 - Option
In selected folder	478	<input type="checkbox"/>	A1CFCU61	SIFLA1CFCU0601	CFC Unlimited Tags
Required keys					
Installed key					
Yellow Disk keyset					

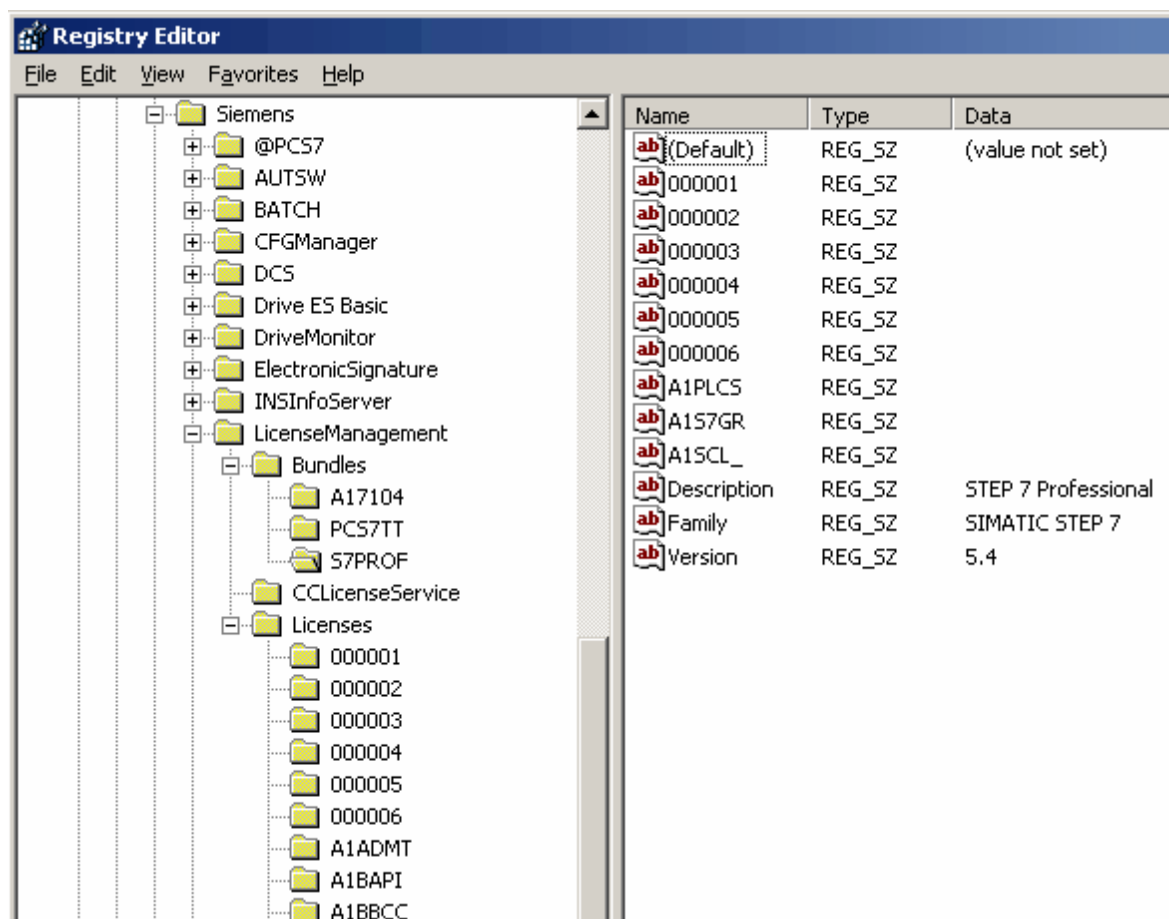
You can specify names of missing keys in the manager of licenses ALM




Complex key S7PROF* for professional version STEP7 can be used instead of 4 separate keys A17104*, A1PLC_*, A1S7GR*, A1SCL*.

Key PCS7TT* for program PCS7 can be used instead of the whole complete set of keys.

You can specify names of missing additional keys in the manager of licenses ALM



4.6 Installazione di chiavi di licenza



4.7 Unknow keys

Example of unknow keys

Nuovi chiavi = 5	Select>		Short name	Long name	License name
Tutti chiavi	668	<input type="checkbox"/>	A1ADMT15	SIFLA1ADMT0105	Admin Tool
Selezionati	669	<input type="checkbox"/>	X3XEP110		WinCC flexible 2004 Advanced *14 DAYS*
Trovati solo	670	<input type="checkbox"/>	A1LOGS15	SIFLA1LOGS0105	Logon Service
Catalogo determinato	671	<input type="checkbox"/>	A1CHAR75		S7 Charts V6.0
Solo installati	672	<input type="checkbox"/>	A1CHAR55		S7 Charts V5.0
Yellow Disk keyset					
Step5					
Step7					
Step7 Professional					

4.8 disattivare la Trial License

Come si può disattivare la Trial License, se compare la segnalazione che la Trial License è terminata, nonostante sia stata installata la Floating License?

<http://support.automation.siemens.com/WW/view/en/24200966>

Istruzioni

La Trial License serve per l'utilizzo limitato nel tempo del software SIMATIC p. es. per test e dopo l'attivazione, questa licenza è valida per max. 14 giorni. Se dopo che questo tempo è trascorso, si installa una licenza per l'utilizzo illimitato nel tempo (Single, Floating opp. Upgrade License) e dopo l'installazione si riceve la segnalazione che la Trial License è scaduta, si raccomanda di cancellare la Trial License nella cartella "AX NF ZZ".

Modo di procedere per la cancellazione di una Trial License

1. Aprire in MS Windows lo ALM tramite

- "Start > SIMATIC > License Management > Automation License Manager"

e selezionare con il cursore il drive (p. es. "C"), su cui sono installate le licenze. Nella finestra di destra dello Automation License Manager compare poi la tabella con le licenze installate. Per la visualizzazione delle licenze servono i nomi dei file (License Key) e il numero di licenza a 20 posizioni. Se queste colonne non dovessero essere ancora visualizzate, allora tramite

- "Vista > Definizione..."

aprire il dialogo "Definisci vista". Scegliere nella parte inferiore di questo dialogo nel registro "Colonne" la "License Key" ed il "License number".

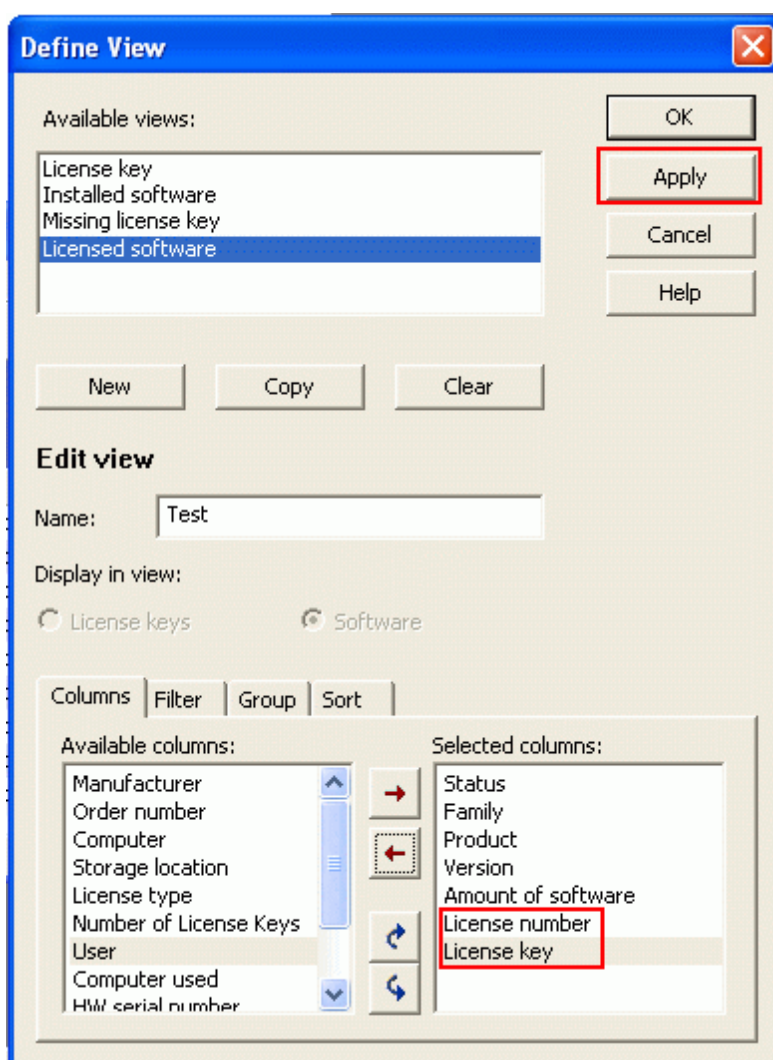


Figura 01

Registrare poi un nome sotto "Elabora vista:" fare clic sul pulsante "Applica". Dopo la conferma con OK compaiono le colonne "License Key" e "License number" nello Automation License Manager.

2

Selezionare nell'Explorer la directory "AX NF ZZ" sul disco opp. nel drive "C", in modo che nella finestra di destra della Explorer compaiano i nomi di file delle licenze.

Se la directory "AX NF ZZ" opp. i file in questa directory non dovessero essere visibili, aprire il dialogo "Strumenti > Opzioni cartella..." e scegliere il registro "Visualizza":

- disattivare l'opzione "Nascondi i file protetti di sistema (raccomandato)" e
- attivare l'opzione "Visualizza tutti i file e cartelle".

Fare poi clic sul pulsante "Applica" e confermare con OK.

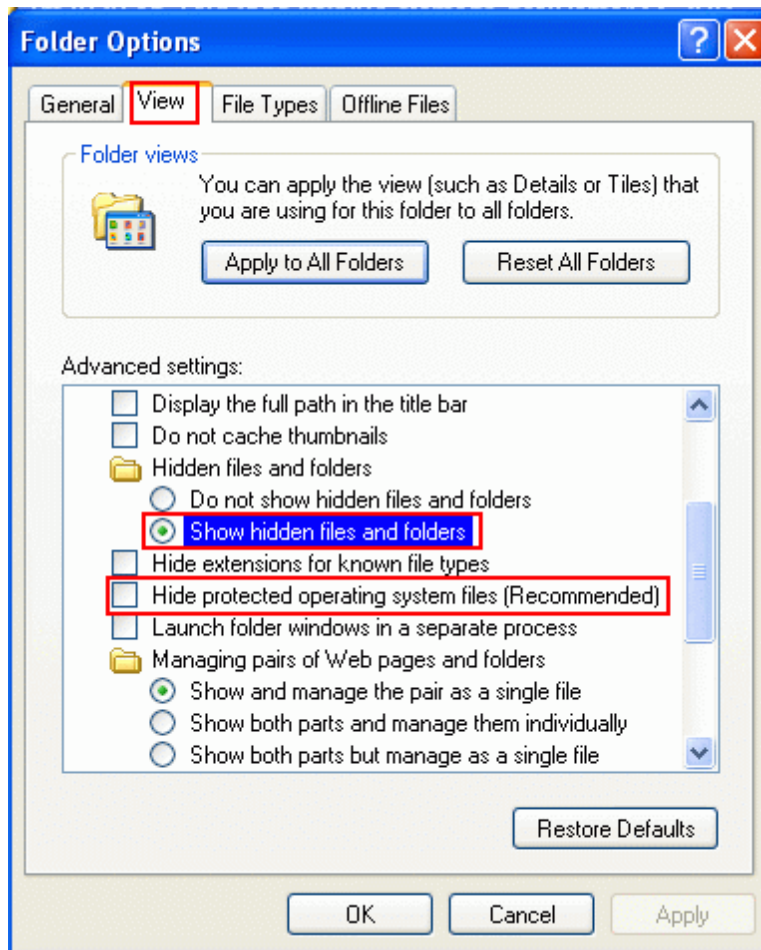


Figura 02

La directory "AX NF ZZ" viene poi visualizzata in Explorer.

3

Confrontare ora nell'Automation License Manager i nomi dei file (License Key) della Trial License con i nomi dei file nella cartella "AX NF ZZ". Tramite la visualizzazione impostata nello Automation License Manager si rilevano per la Trial License da cancellare i nomi di file (Figura 03), che si trovano poi nella cartella "AX NF ZZ".

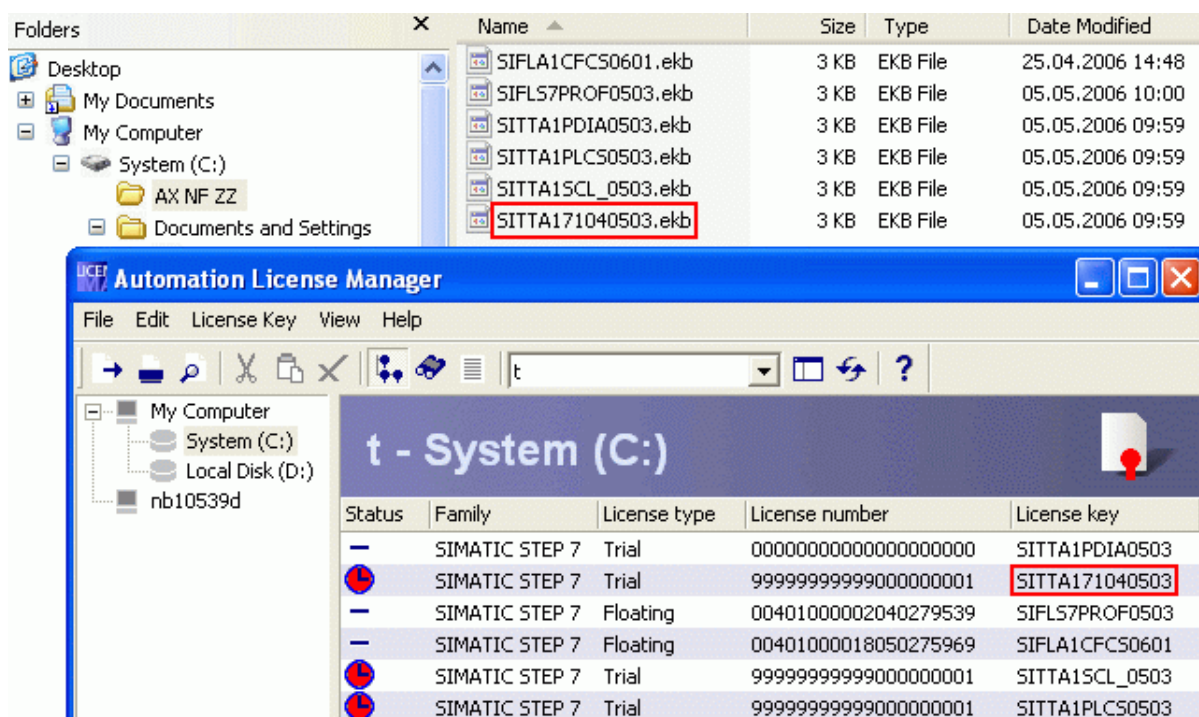


Figura 03

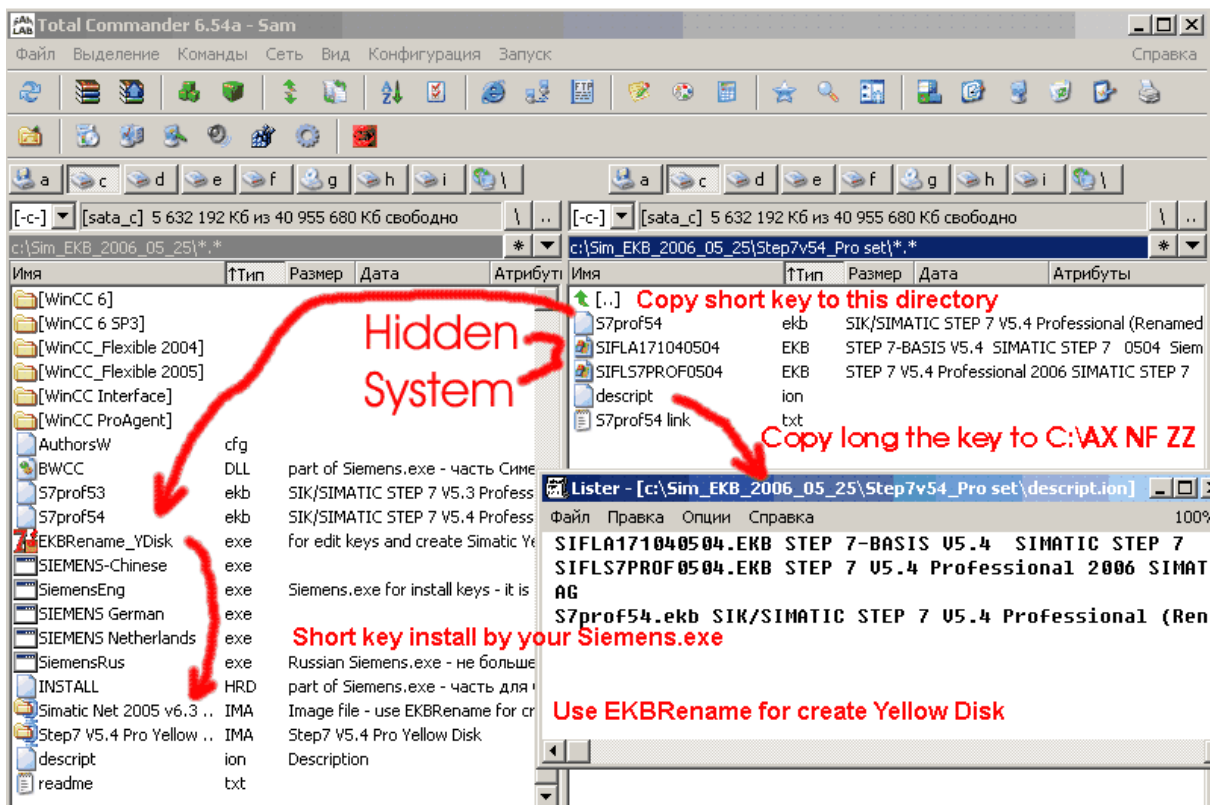
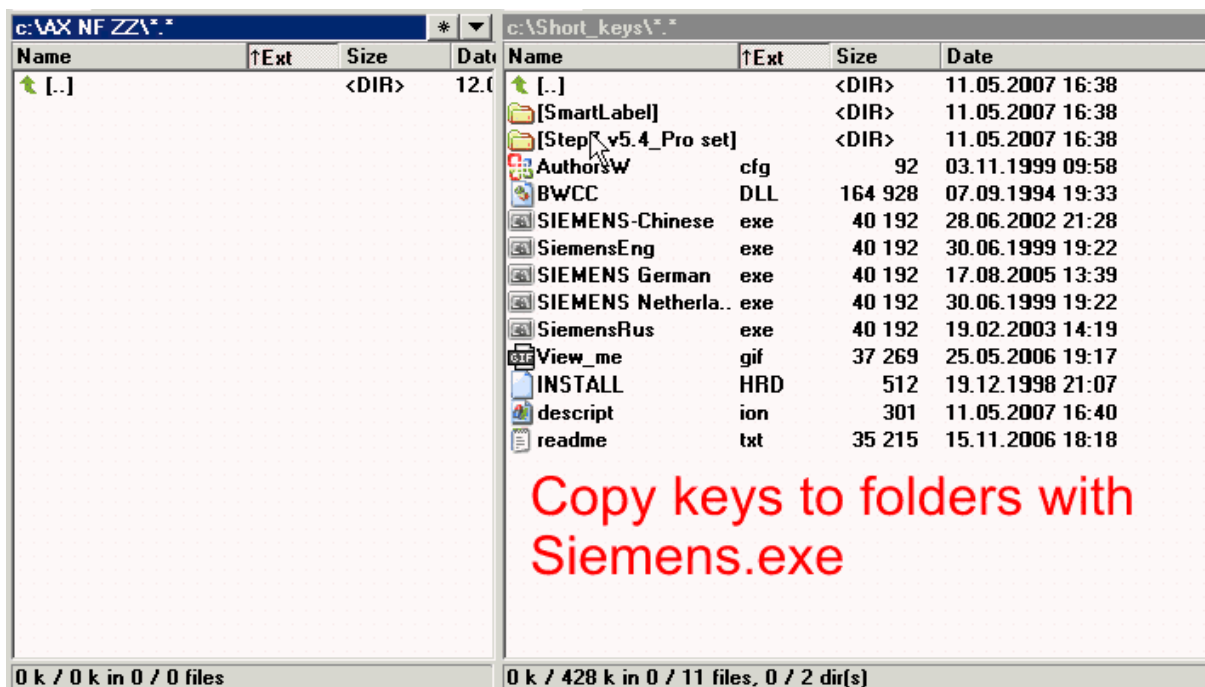
4

Selezionare la Trial License trovata nella directory "AX NF ZZ" e fare clic con il tasto destro del mouse. Nel menù contestuale che compare fare poi clic su "Cancella". Dopo la cancellazione la segnalazione sopra descritta non dovrebbe più comparire.

4.9 Siemens.exe

For installation of short keys from a set it is possible to use program Siemens.exe.

Copy in the catalogue with the program demanded keys (no more than 100 keys lumpsum) and start the program.



If in the catalogue with Siemens_exe there are no keys at start the following message will be show.



4.10 trasferire la chiave di licenza su una PC senza drive per dischetti

Quali possibilità ci sono di trasferire la chiave di licenza su una PC senza drive per dischetti?

Avvertenze di configurazione

Da un certo tempo vengono prodotti anche computer senza drive per dischetti. Per l'installazione di alcuni prodotti software di automazione è però necessario un drive per dischetti per l'installazione delle chiavi di licenza fornite su dischetto.

Con lo Automation License Manager su un PC senza drive per dischetti le licenze possono essere installate tramite le seguenti vie:

Media di trasporto	Tipo di chiave di licenza	
	Autorizzazione (p. es. STEP 7 V5.2)	License-Key (p. es. Floating License Key STEP 7 V5.3)
Drive per dischetti esterno con interfaccia USB	X	X
USB Stick come mezzo di trasferimento da un computer con drive per dischetti ad un computer senza drive per dischetti	--	X
Secondo computer con drive per dischetti collegato alla rete aziendale e trasferimento tramite la rete	X ¹⁾	X ¹⁾
Secondo computer con drive per dischetti e trasferimento offline (vedi la Guida dello Automation License Manager)	X ¹⁾	X ¹⁾

¹⁾ Lo Automation License Manager deve essere installato su entrambi i computer.

Avvertenza

Una License Key si riconosce nello Automation License Manager dal numero di licenza a 20 posizioni.

Una autorizzazione è costituita da un numero di licenza a 10 posizioni.

Top Level Intro

This page is printed before a new
top-level chapter starts

Part

A large, light gray circle containing a white, bold, sans-serif capital letter 'V' in the center.

5 Espanol

En los años lejanos, lejanos el Siemens ha encargado la elaboración de la defensa para los productos informáticos a la firma StopCopy.

Aquella ha elaborado la defensa en base de los ficheros clave instalados sobre los disquetes especiales Amarillos - de aquí y el nombre.

Se afirmaba además que la defensa hasta esto es segura que "ser seguro guardar sus inversiones".

Las gracias grandes humanas los especialistas StopCopy por el trabajo hecho en el campo de la creación de la atmósfera de la accesibilidad de los productos del Siemens a las masas anchas de los programadores. Esto ha hecho las decisiones de programa y duras muy popular y reclamado por todo el mundo que ha permitido con dignidad rivalizar con otros productores de la automática incluso en su territorio. Tomar para el ejemplo de los EEUU con y ellos B&R y General Electric...

Y conformemente ha conservado realmente las inversiones medidas. De hecho es necesario comprar el hierro da lo mismo al Siemens.

El programa dado es destinado para la instalación de las llaves de las licencias en el caso, cuando:

Ha comenzado{pisado} "el día negro del programador" - el sistema de operaciones se ha estropeado junto con todas las licencias, y trabajar es necesario, incluso en las regiones poco accesibles;

Cuando ha salido el producto nuevo caliente, y el dinero por los jefes no dan;

Quieres de estudiar simplemente para el desarrollo general{común}.

Es elaborado en relación a la salida de la versión ALM 3.0 - el Manager Litsenzy, después de que, as llamados, "es r pido copy" las llaves largas de la licencia dejaban de trabajar por su menosprecio este Manager Litsenzy.

"R pidamente copy" pudo simplemente copiar las llaves en el catálogo de las licencias C:\AXNF ZZ.

Ellos utilizaban de servicio "a entrada" en el sistema de la licencia ALM <v3.0, que fue cubiertas con la salida Step7 v5.4 SP1.

Fue aplicadas también la codificación adicional de las llaves, por eso las llaves nuevas no son mostrado en ALM v2.2.


Las llaves nuevas son representadas incorrectamente en las versiones viejas de los programas

EKB_Rename, EKB_Backup y en EKB_Install <v.2007.03.03.

No llamo utilizar el programa del Siemens en los fines interesados. Los programas para los más objetivos de producción deben ser puesto{empenado} en general en los presupuestos de los proyectos y ser adquirido al dinero del cliente.

Poco a quién vendrá a la cabeza poner al cliente izquierdo PCS7 con las llaves izquierdas y sin certificado a una grande producción.

Y para el uso doméstico no hay probable nada peor alboroto con los disquetes de licencia. Eran los casos, cuando la licencia derrengada de firma Amarilla comenzaba a desmoronarse al Extranjero con de las llaves en la localidad lejana sin teléfono e Internet.



5.1 IntroductionE

En la ventana del programa son situado:

El árbol con la lista de los programas y la tabla con la lista de las llaves

Paul para la conclusión de los comentarios y la información de información

La línea de la elección de la lengua de la interfacha

La línea de la elección del disco para la instalación de las llaves y el botón de la renovación de la lista de los discos

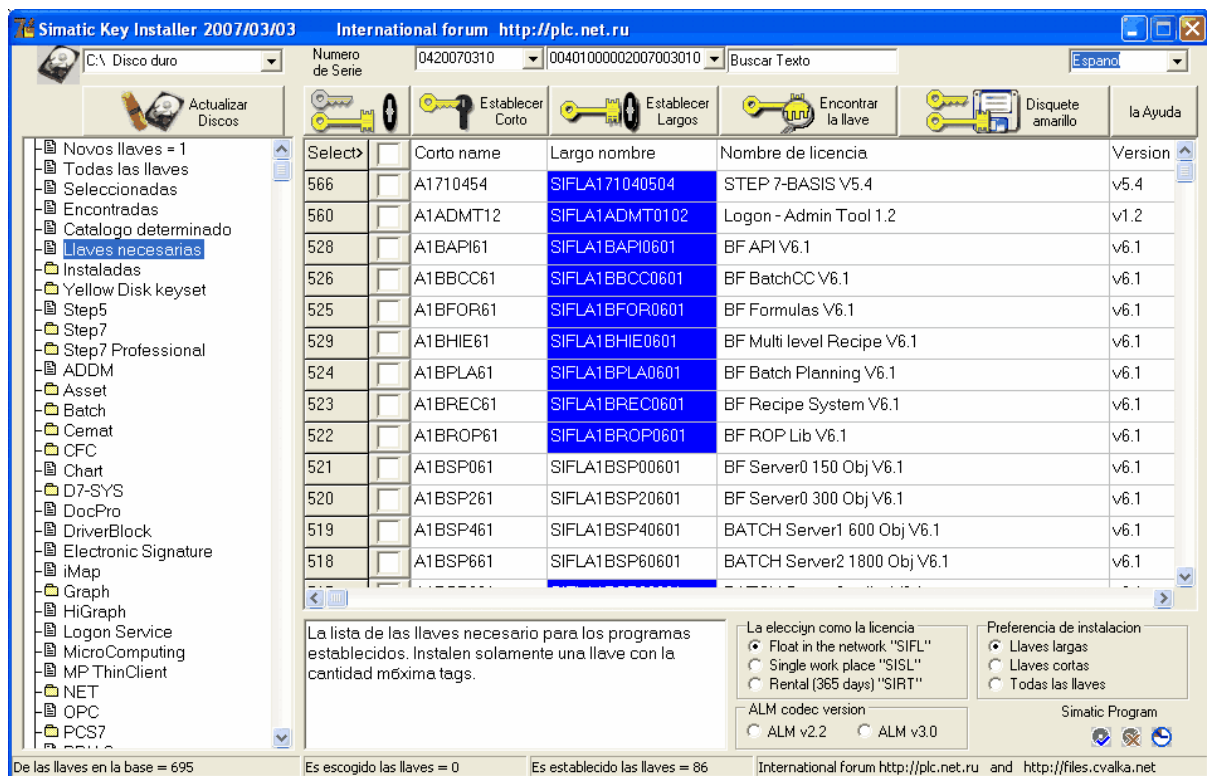
Las líneas de la introducción de los números en serie

La línea y el botón para la búsqueda de la llave por la palabra dada

El botón de la llamada de la ventana para el trabajo con las imágenes de los disquetes Amarillos

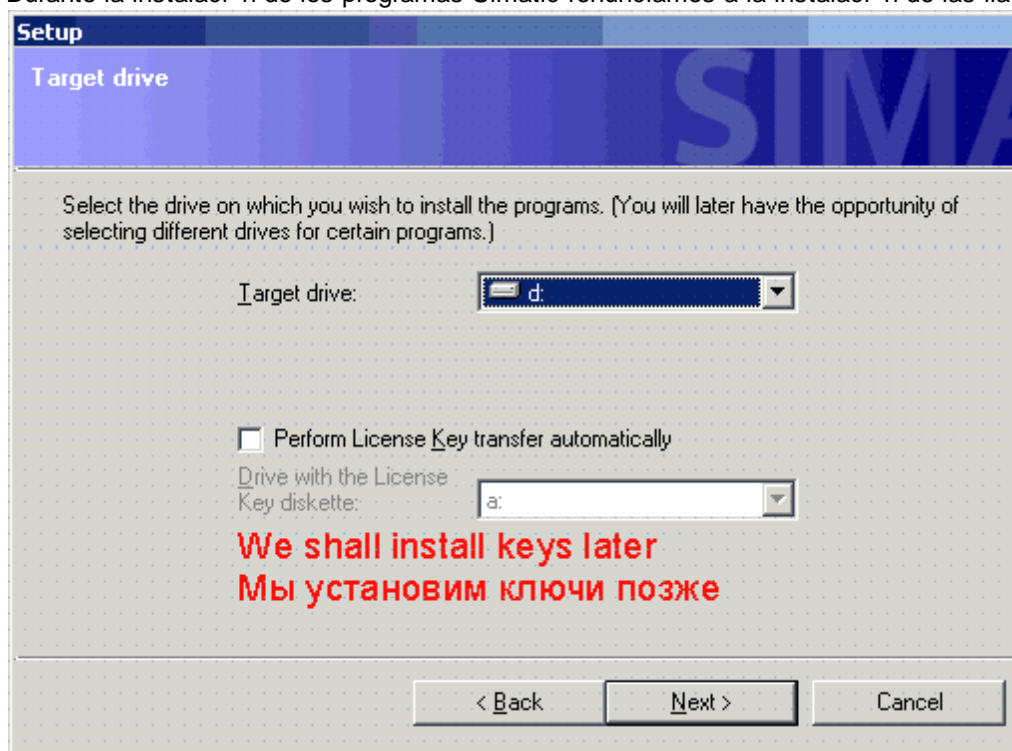
Paul de la elección de las preferencias como la licencia junto a la instalación

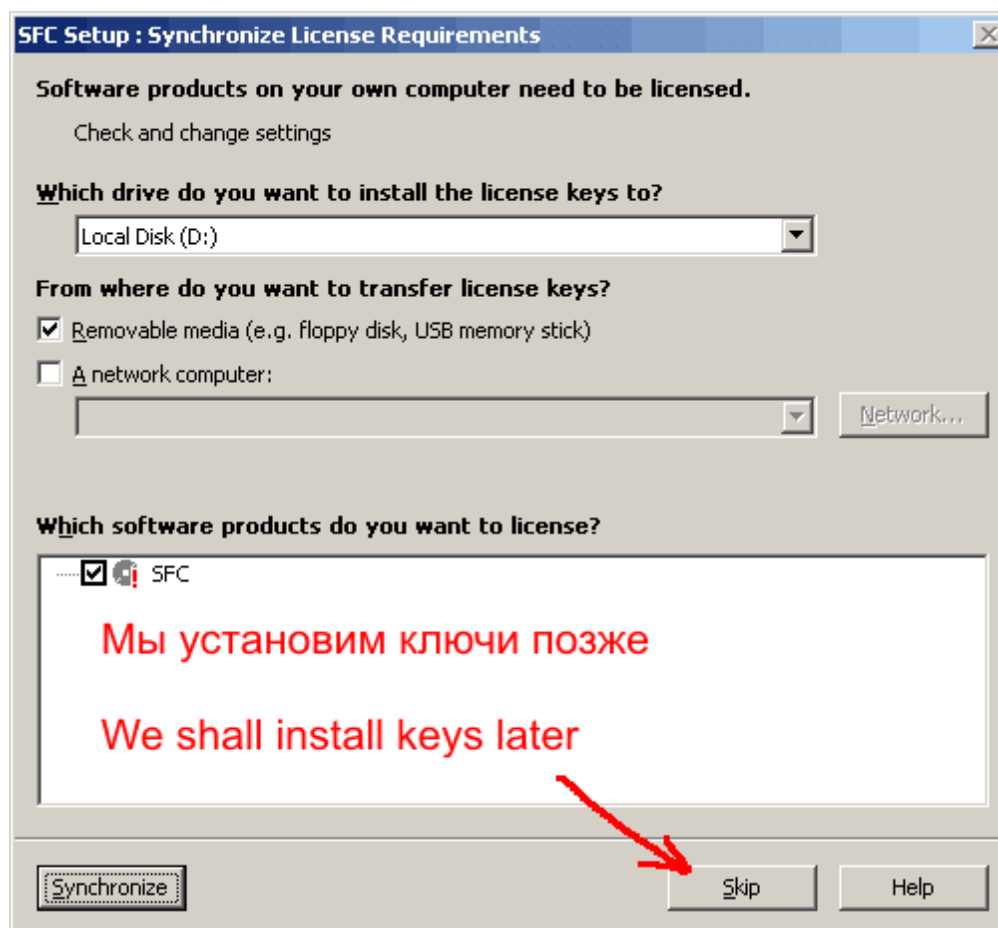
Los botones de la instalación corto, largo o todas las llaves reganadas{escogidas}



5.2 Estableceremos las liaves tarde

Durante la instalaci n de los programas Simatic renunciamos a la instalaci n de las liaves.

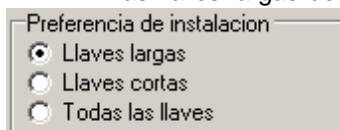




5.3 Tipo de licencia

Hay 2 básicos como las llaves:

1. Las llaves cortas del modelo viejo hasta el año 2004
2. Las llaves largas del modelo nuevo de 2004



Las llaves cortas del modelo viejo hasta el año 2004 son compatibles hacia arriba con la versión del manager de las licencias ALM. También para el trabajo con estas llaves es posible utilizar el manager viejo AuthorsW.

Junto a la instalación del fichero corto sobre el disco duro hay un fichero adicional de servicio con la ampliación HRD. En el par con EKB por el fichero de la llave ellos componen la licencia establecida. La ausencia HRD del fichero no permite trasladar la llave a otro disco o devolver al disquete y lleva al bloqueo del fichero clave.

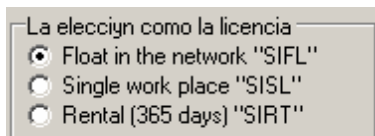
Las llaves largas del modelo nuevo de 2004 son compatibles solamente con la versión del manager de las licencias ALM. Para el trabajo con estas llaves es imposible utilizar el manager viejo AuthorsW.

Parámetros base y la diferencia

Tipo de licencia

	Las llaves cortas S7PROF53. EKB	Las llaves largas SIFLS7PROF0503. EKB
--	------------------------------------	--

La longitud del nombre del fichero, los símbolos	8	> =14
El formato del nombre del fichero	Corto DOS	Largo Windows
La dimensión del fichero, el byte	1280	2560
El número en serie, los símbolos	10	20
El método del cifrar	El disfraz consecutivo aumentativo por la máscara	El disfraz consecutivo aumentativo por la máscara con el cifrar por las Microsotas
El fichero auxiliar HRD	S7PROF53. HRD	No
Los tipos ilimitados de las licencias	De una plaza	Que navega de red, de una plaza
Los tipos limitados de las licencias Trial: tiempo SIMF y para los 14 días SITT	X*.EKB De reserva para los 14 días	Rentale SIRT por horas, de muchos días
A través de USB Flash la memoria	Es imposible	Multifuncionalmente junto a la instalación y el traslado a través de ALM
El programa el manager	AuthorsW y ALM	Solamente ALM



- Ilimitada (Unlimited)
- Count relevant (Tag/s)
- Rental (Limited Hours, Limited Days, Expiration Date)
- Trial (Limited Days)
- Pay-per-use
- Demo (Limited Hours, Limited Days, Expiration Date)
- Power Pack

Vigencia

- Ilimitada (Unlimited): de vigencia ilimitada
- Count relevant: número de variables
- Rental: tiempo de vigencia restante + unidad / fecha
- Trial: tiempo de vigencia restante (tiempo de vigencia total)
- Pay-per-use: según contrato
- Demo: tiempo de vigencia restante + unidad / fecha

- Contract: según contrato
- Upgrade: según contrato
- Power Pack: según contrato

5.4 N° de licencia

Número de serie de la licencia de software
(10 cifras = autorización; 20 cifras = clave de licencia)

Serial number	0420061231	00401000002006012031
---------------	------------	----------------------

Podría no cambiar estos números, y concederlos al programa

O podría escoger uno de los números de la lista de los números de las llaves establecidas en su ordenador.

Serial number	0420070112
	0123456789
	0420061227
	0420061228
	0420070112



5.5 Required keys

La lista de las llaves necesarias para los programas establecidos.

De las llaves tages establezcan solamente uno con la cantidad necesaria es tag (el ejemplo para CFC en el dibujo)

New keys = 5	481	<input type="checkbox"/>	A1CFC761	SIFLA1CFC70601	CFC V6.1 (2000)
All keys	480	<input type="checkbox"/>	A1CFC961	SIFLA1CFC90601	CFC V6.1 (3000)
Selected keys	479	<input type="checkbox"/>	A1CFCD61	SIFLA1CFCD0601	CFC V6.1 (5000)
Searched keys	477	<input type="checkbox"/>	A1CFC561	SIFLA1CFC50601	CFC V6.1 STEP 7 - Option
In selected folder	478	<input type="checkbox"/>	A1CFCU61	SIFLA1CFCU0601	CFC Unlimited Tags
Required keys					
Installed key					
Yellow Disk keyset					

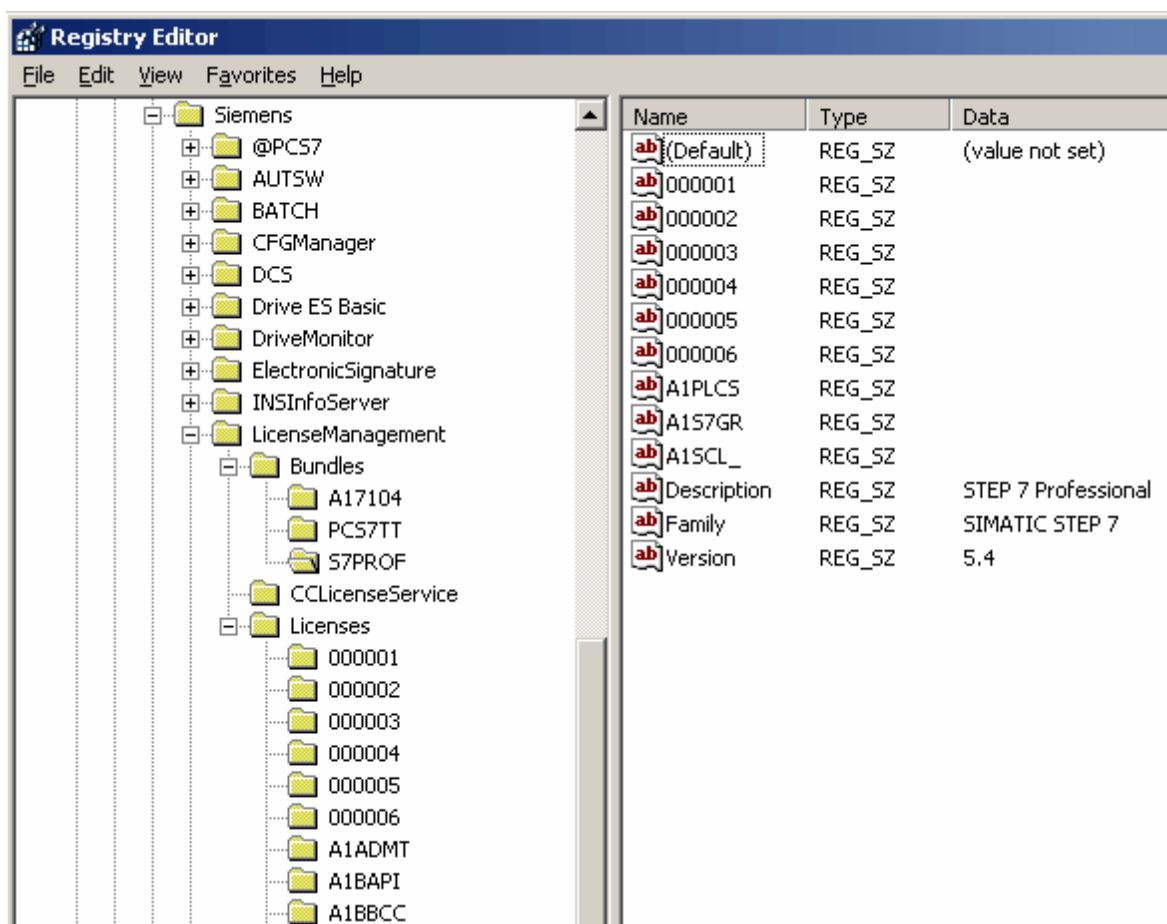
Pod is precisar los nombres de las llaves que faltan en el manager de las licencias ALM

Estado	Familia	Producto	Versión
	SIMATIC BATCH	BATCH Server (300)	6.1
	SIMATIC BATCH	BATCH Server (600)	6.1
	SIMATIC BATCH	BATCH Server (1800)	6.1
	SIMATIC PCS 7	CFC - 250	6.1
	SIMATIC PCS 7	CFC - 500	6.1
	SIMATIC PCS 7	CFC - 1000	6.1
	SIMATIC PCS 7	CFC - 2000	6.1
	SIMATIC PCS 7	CFC - 3000	6.1

La llave compleja S7PROF* para la versi n profesional STEP7 puede utilizarse en vez de 4 llaves separadas A17104 *, A1PLC_ *, A1S7GR *, A1SCL_ *.

La llave PCS7TT* para el programa PCS7 puede utilizarse en vez del juego entero de las llaves.

Pod is precisar los nombres de las llaves adicionales que faltan en el manager de las licencias ALM



5.6 Encontrar la llave

Para la búsqueda de la llave introduzcan en la línea de la búsqueda la palabra o la combinación *, que puede encontrarse en el nombre del fichero o el nombre de la llave. Presionen el botón "Encontrar la llave".

Numero de Serie	0420070109	00401000002007001009	Step prof	Espanol
Establecer Corto	Establecer Largos	Encontrar la llave	Disquete amarillo	la Ayuda
Select>	Corto name	Largo nombre	Nombre de licencia	
1	S7PROF54	SIFLS7PROF0504	STEP 7 V5.4 Professional	El boton "Buscar llaves" permite encontrar llaves de licencia.
2	S7PROF53	SIFLS7PROF0503	STEP 7 V5.3 Professional	

Por ejemplo para la búsqueda de las llaves para Step7:

- Introduzcan la palabra Step o Step prof (el registro de los símbolos no es importante) - la parte del nombre de la llave.
- O introduzcan la palabra s7prof - la parte del nombre del fichero.

En el árbol de los productos se reflejará la línea "Es encontrado N de las "palabras", y en la tabla reflejarse la lista de las llaves que corresponden al parámetro dado de la búsqueda.

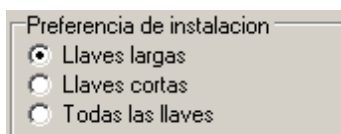
5.7 Install key

Podís establecer una llave o el grupo de las llaves reganadas a los discos indicados flexibles, duros o externo USB el disco (Flash el disco o el Flash la carta en CardReader). Hay ademís algunas variantes.

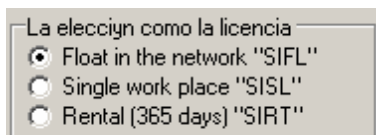


Es posible escoger uno de las variantes de la instalaci3n reganado las llaves:

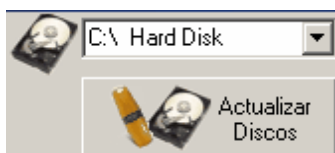
1. Todos los - corto y largo
2. Solamente largo
3. Solamente corto
4. La instalaci3n con la preferencia:
 - Son establecido largo y si no existe largo para el tipo regañado de la licencia, es establecida la variante corta de la llave.
 - Son establecido corto y si no existe corto para el tipo regañado de la licencia, es establecida la variante larga de la llave.



Ademís sobre el bot3n de la instalaci3n general se cambia el cuadro en concordancia con la elecci3n



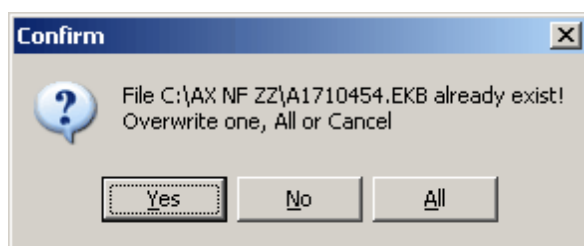
Si conectís o desconectís los portadores intercambiables durante el trabajo del programa, para la renovaci3n de la lista de los portadores presionen el bot3n "Renovar la lista de los discos". El portador de nuevo conectado aparecer3 en la lista.




Despu3s de la instalaci3n los nombres que corresponden de las llaves ser3n pintado

<input checked="" type="checkbox"/>	S7PROF54	SIFLS7PROF0504	STEP 7 V5.4 Professional
<input checked="" type="checkbox"/>	S7PROF53	SIFLS7PROF0503	STEP 7 V5.3 Professional

Si la llave es establecida ya sobre el disco, aparecer3 la ventana con la petici3n confirmar la instalaci3n encima de disponible.



Si usted tiene unas llaves originales, es necesario renunciar naturalmente a la grabación



5.8 Yellow Disk



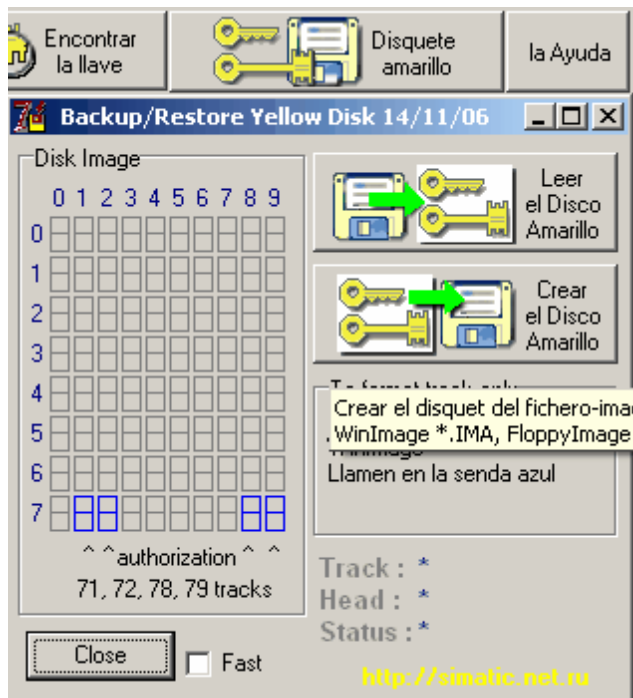
Con la ayuda de esta utilidad es posible crear Amarillo el disquet de las imágenes de algunos tipos:

[IMA](#), [IMZ*](#) - WinImage

[IMG](#) - FloppyImage

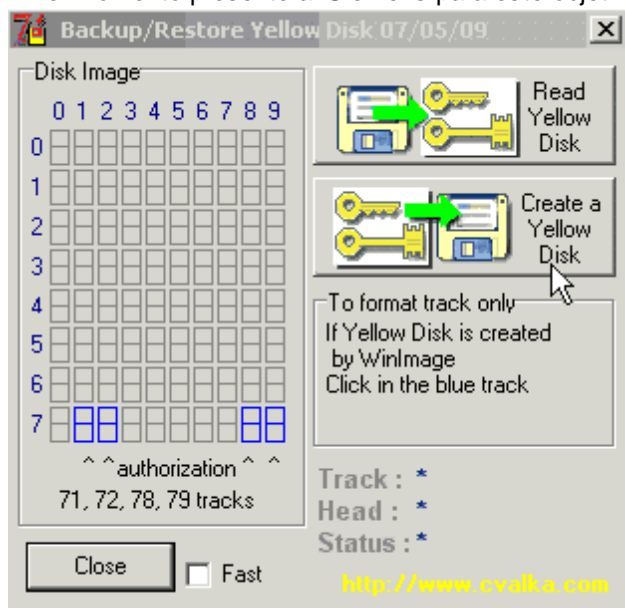
[BIN](#) - FDA (Floppy Disk Analyzator for DOS)

IMZ es necesario preliminarmente desempaquetar las imágenes en el formato [IMZ](#) (WinImage) en el fichero con la ampliación IMA.



Por la terminaci3n de la grabaci3n ser3 escrita la senda "de licencia".

En el momento presente al Siemens para este objetivo se utilizan las sendas de 71 hasta 79.



Si hab3is creado ya Amarillo el disquet en otro programa (en aquell WinImage o FloppyImage), Aquello pod3is es separado es separado escribir la senda "de licencia", habiendo presionado la celula {jaula} que corresponde.

Puedes comprobar la correcci3n de la creaci3n del disquet en el programa el manager de las licencias AutorsW o ALM,

Habiendo escogido la comprobaci3n de la integridad de cualquier llave.

Por el "rechinamiento" caracter3stico del motor de paso del traslado de la cabeza es posible tambi3n

determinar sobre el éxito del procedimiento.

Si no oír es el "rechinamiento" - significa el disquet fue creado incorrectamente o no fue escrita la senda necesaria.

Podís sucesivamente escribir en este caso las sendas de 71 hasta 79 y comprobar en la integridad en el manager de las licencias.

Para la lectura de firma Amarillo los disquets en el fichero-imagen podís utilizar el botón " Read Yellow Disk " o contar a través del programa WinImage.

Junto a la tentativa de la lectura de la senda "de licencia" WinImage dará la prevención{advertencia} del error de la lectura.

Presionen botón " Menospreciar " para la continuación de la creación de la imagen.

Podís recordar el número de esta senda para el formateo en nuestro programa.

5.9 Export table

Por la presión del botón justo del ratoncito es provocado el menú local.

Es posible copiar el contenido de la cédula en el tope del cambio para la inserción ulterior en un otro anexo.

Select>		Corto name	Largo nombre	Nombre de licencia
566	<input type="checkbox"/>	A1710454	SIFLA171040504	STEP 7-BASIS V5.4
416	<input type="checkbox"/>	A1PLCS51		Copiar el texto en el tope del cambio: SIFLA171040504 Conservar la tabla en el fichero: Instaladas.txt Create YD with 1 key : SIFLA171040504
402	<input type="checkbox"/>	A1S7GR52		

Es posible conservar la tabla corriente en el fichero de texto.

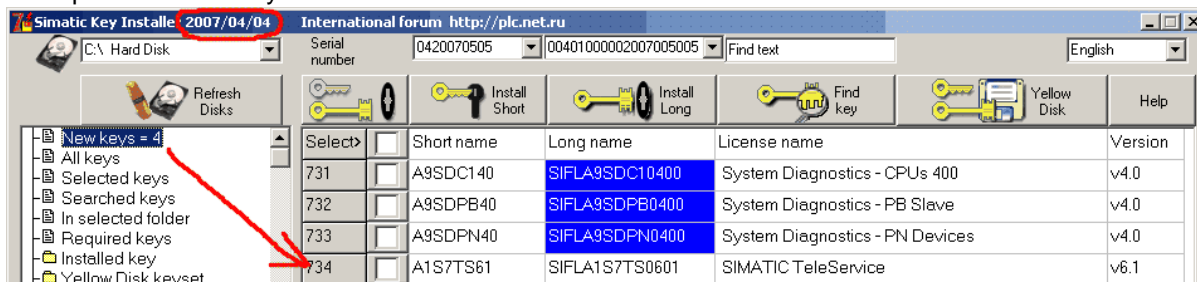
En calidad de los símbolos divisorios de las columnas se utiliza el símbolo el tabulador.

En el redactor Microsoft Word puedes transformar este texto en la tabla.

Es posible crear la imagen Amarillo los disquets con 1 llave para la grabación consecuente al disquet.

5.10 Unknow keys

Example of unknow keys



5.11 desactivar la licencia de prueba

¿Cómo se puede desactivar la licencia de prueba (Trial License) cuando aparece un aviso que dice que ésta ya ha caducado, a pesar de que está instalada la licencia flotante (Floating License)?

Instrucciones:

La "Trial License" sólo se puede utilizar con el software SIMATIC durante un tiempo limitado, por ejemplo para tests, y después de su activación la licencia sólo es válida durante un máximo de 14 días. Si después de transcurrido este tiempo, se instala una licencia de utilización ilimitada de tiempo (Single License, Floating License o Upgrade License) y sigue apareciendo el mensaje que indica que la "Trial License" ya ha caducado, le recomendamos borrar la "Trial License" de la carpeta "AX NF ZZ":

Procedimiento para borrar una "Trial License":

1. Abra el ALM en MS Windows, mediante la opción

- "Inicio -> SIMATIC -> License Management -> Automation License Manager"

Seleccione ahora con el cursor la unidad de disco (por ejemplo, "C") en la que se instala la licencia. En la ventana derecha del Automation License Manager, aparece la tabla con las licencias instaladas. Para visualizar las licencias, se necesita indicar el nombre del archivo (License Key) y el número de licencia de 20 números. Si no se ven estas columnas, ábralas con ayuda del diálogo "Definir vistas":

- "Ver -> Definir..."

En la parte inferior de este diálogo, seleccione "License Key" y el "Número de licencia" dentro del registro "Columnas".

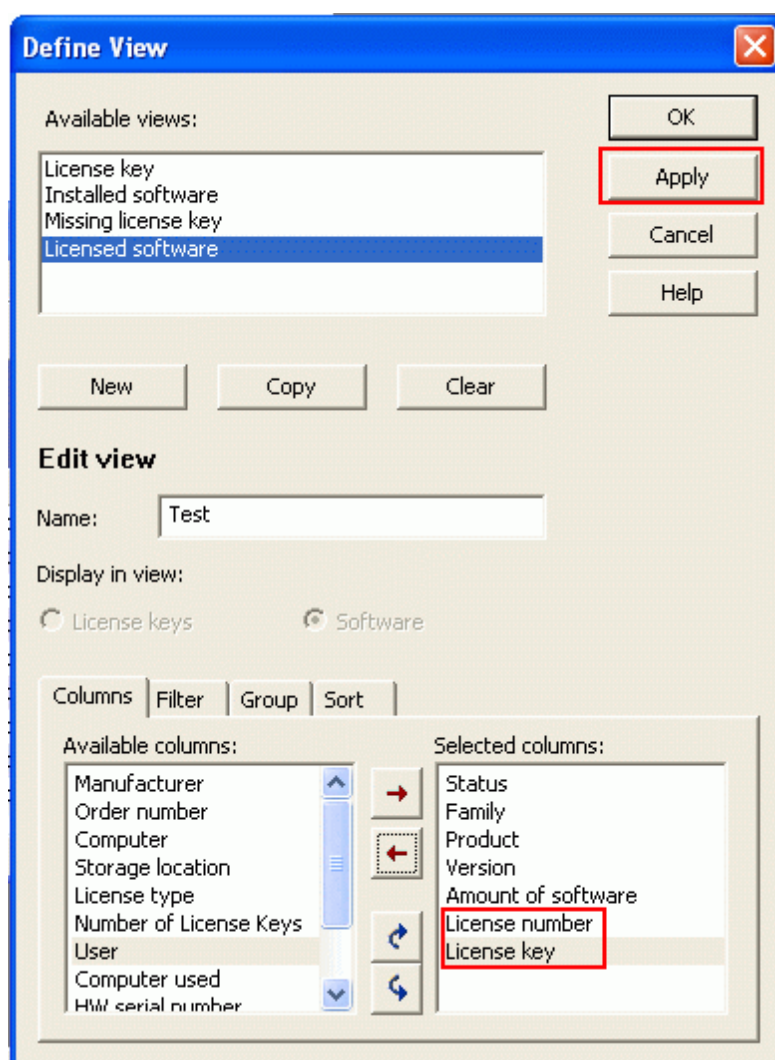


Figura 01

A continuación, indique un nombre en "Elaborar vista" y haga clic sobre el botón "Aceptar". Después de confirmar todo con OK, las columnas "License Key" y "Número de licencia" ya aparecen en el Automation License Manager.

2

Seleccione la carpeta "AX NF ZZ" en el explorador, dentro del disco duro o de la unidad "C", de forma que en la ventana de la derecha aparezca el nombre del archivo de la licencia.

Si no se pueden ver el directorio "AX NF ZZ" o los archivos contenidos dentro de él, abra el diálogo "Herramientas -> Opciones de carpeta..." y elija el registro "Ver":

- Desactive aquí la opción "Ocultar archivos del sistema protegidos (recomendado)" y
- Active la opción "Mostrar todos los archivos y carpetas".

Haga clic a continuación sobre el botón "Aceptar" y confirme todo con OK.

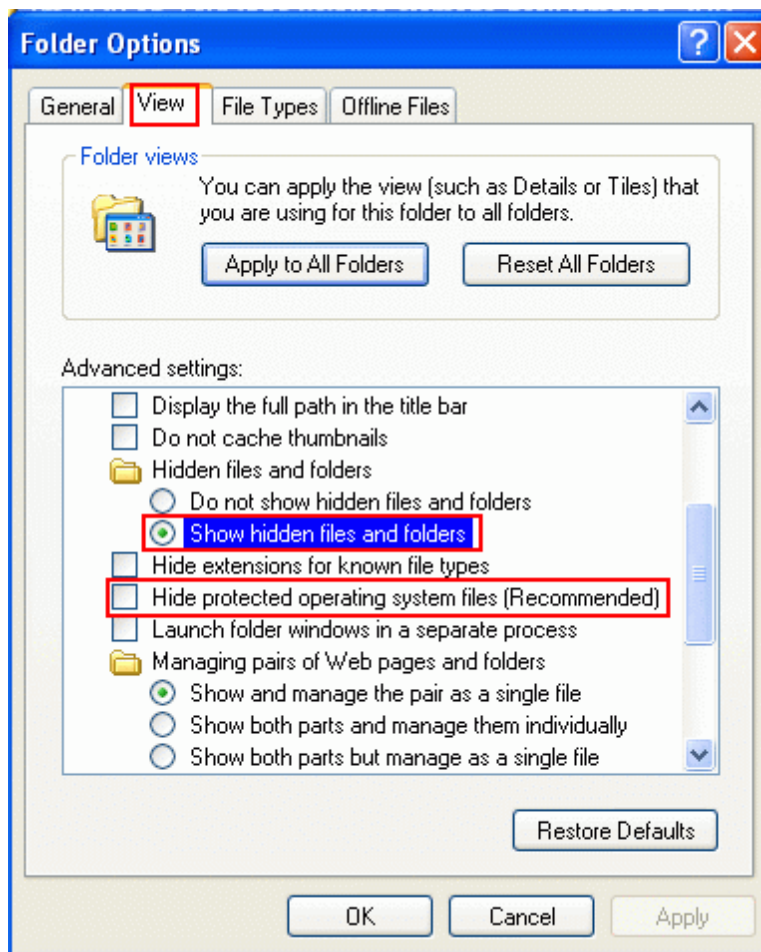


Figura 02

Ahora ya se muestra el directorio "AX NF ZZ" en el explorador.

3 Compare ahora en el Automation License Manager en nombre de archivo (License Key) de la "Trial License" con el nombre de archivo en la carpeta "AX NF ZZ". Con ayuda de la vista ajustada en el Automation License Manager, se puede averiguar el nombre de archivo para la "Trial License" a borrar (figura 03), el cual está disponible en la carpeta "AX NF ZZ".

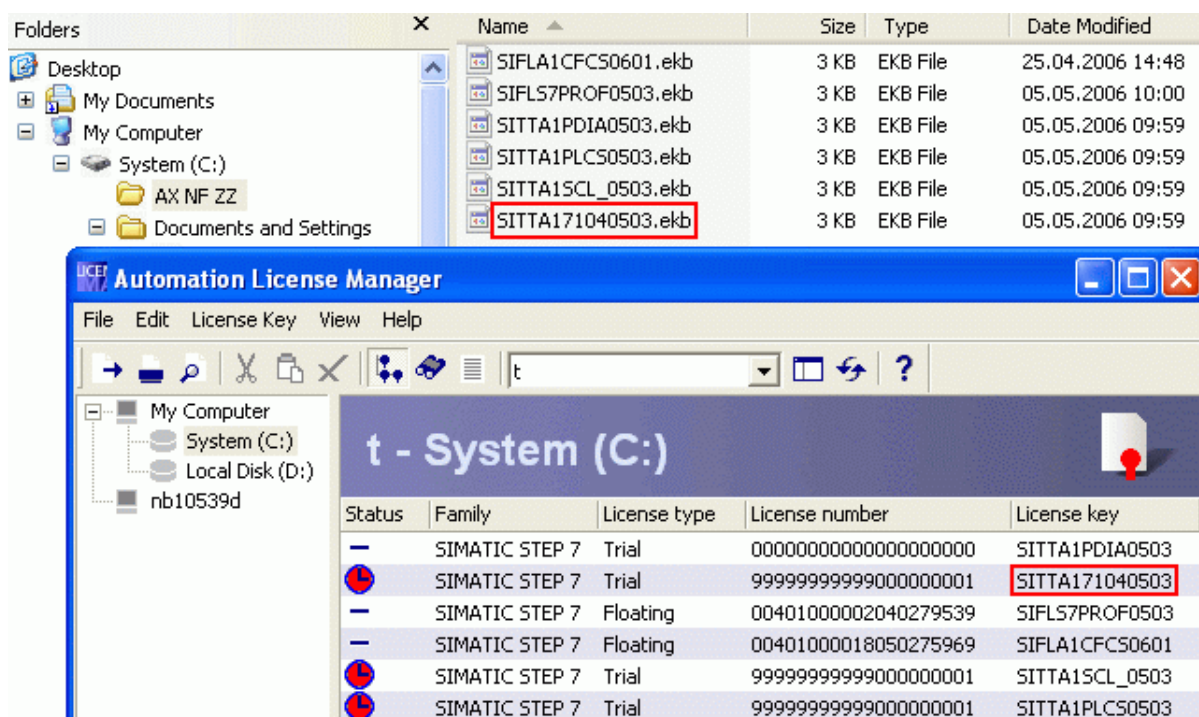



Figura 03

4 Seleccione la "Trial License" encontrada en el directorio "AX NF ZZ" y haga clic con el botón derecho del ratón. A continuación, haga clic en la opción "Borrar" del menú contextual. Después de su borrado, ya no se debe mostrar el aviso arriba descrito.

5.11.1 Install Trial keys

Durante la instalación de la llave temporal en los catálogos **Windows** y **Windows\System32** hay unos catálogos ***attis** con un fichero vacío.

La llave temporal **SITTA*.ekb** es establecida en el catálogo **C:\AX NF ZZ**



See Remove Trial keys

5.11.2 Remove Trial keys

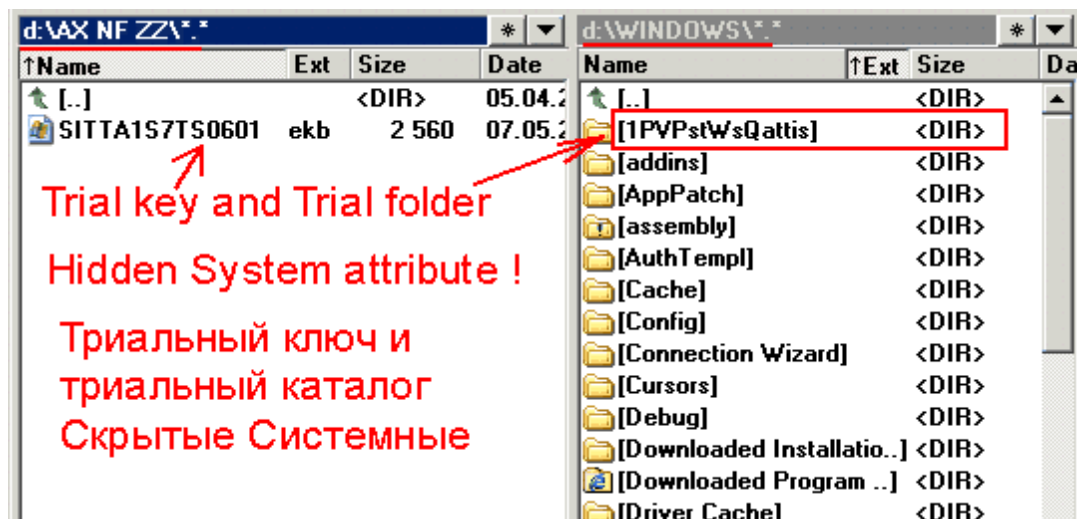
Para ciertos programas es posible establecer las llaves temporales para un periodo de algunas horas a la o del trabajo.

Despu s de la fin del plazo del trabajo hace falta quitar las llaves temporales y sus huellas.

Son posibles en caso contrario los problemas junto al trabajo de las llaves normales.

Es necesario quitar tambi n el cat logo en la carpeta Windows e Windows\System32

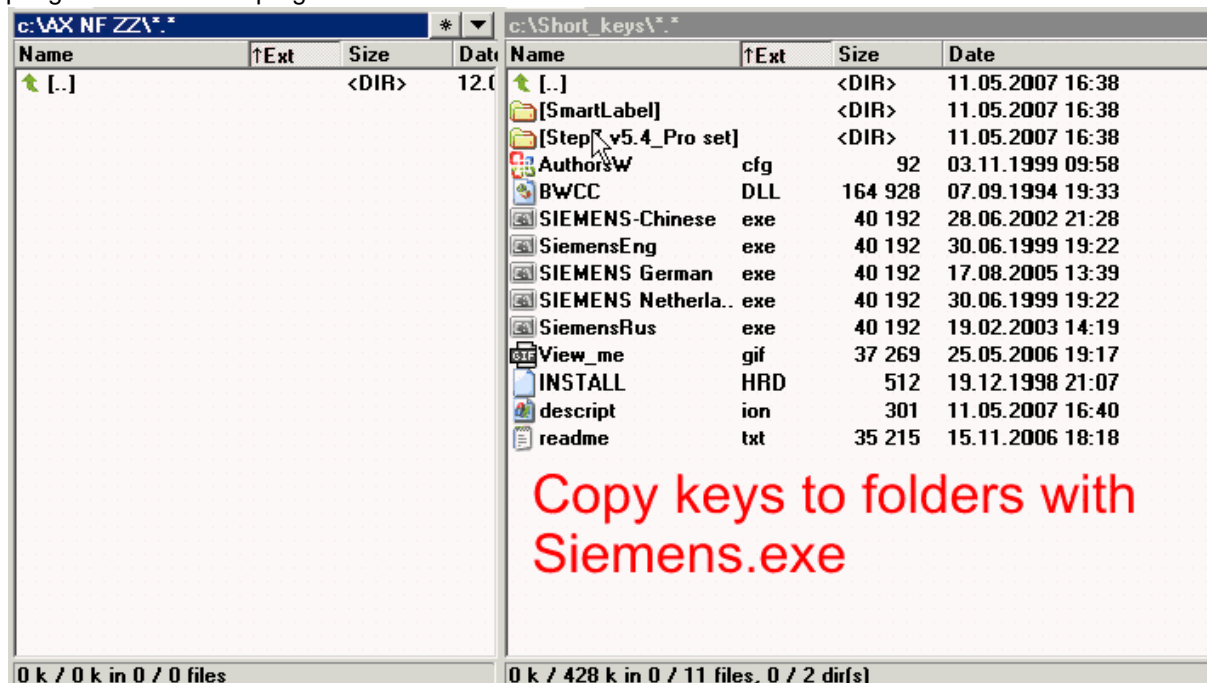
En este cat logo se encuentra el fichero vac o.

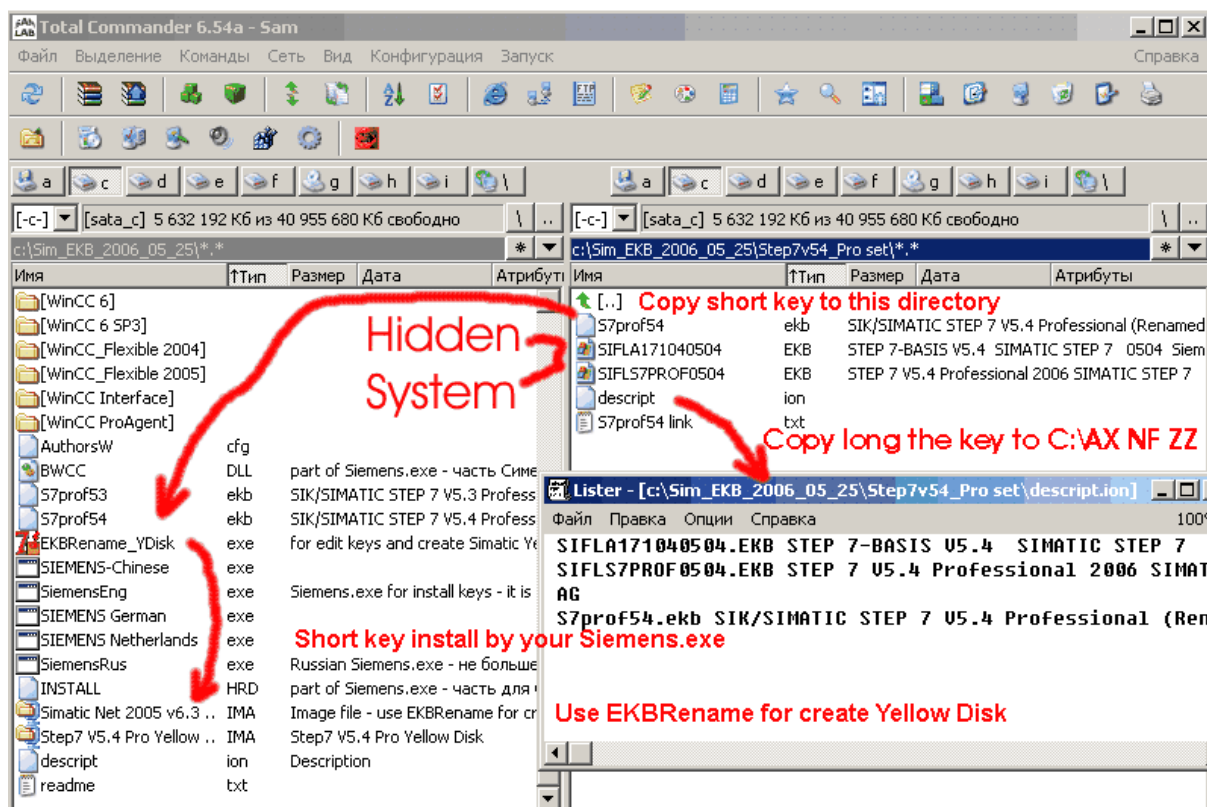


5.12 Siemens.exe

Para la instalaci n de las llaves cortas del juego es posible utilizar el programa Siemens.exe.

Copien en el cat logo con el programa las llaves exigidas (no m s 100 llaves simult neamente) y pongan en marcha el programa.





Si en el cat logo con Siemens_exe no hay llaves, junto al lanzamiento ser deducido{quitado} el mensaje siguiente



5.13 transferir una licencia a un PC que no dispone de disquetera

¿Qué posibilidades existen para transferir una licencia a un PC que no dispone de disquetera?

Indicaciones de configuración:

Desde hace algún tiempo, se fabrican PCs sin disquetera. Pero, para la instalación de algunos productos software de automatización se necesita una disquetera y sí poder instalar la llave de licencia que se suministra dentro de un disquete.

Con el „Automation License Manager“, las licencias se pueden instalar de la siguiente forma en PCs sin disquetera:

Medio de transporte

Tipo de licencia

	Autorización (por ejemplo, para el STEP 7 V5.2)	Llave de licencia (por ejemplo, llave de licencia flotante para el STEP 7 V5.3)
Disquetera externa con interfase USB	X	X
USB Stick como medio de transporte desde un PC con disquetera a otro PC sin ella	--	X
Segundo PC con disquetera conectado a la red de la empresa y transferencia a través de dicha red	X ¹⁾	X ¹⁾
Segundo PC con disquetera y transferencia Offline (consulte la ayuda Online del „Automation License Manager“)	X ¹⁾	X ¹⁾

¹⁾ El „Automation License Manager“ tiene que estar instalado en ambos PCs.

Advertencia:

La llave de licencia en el „Automation License Manager“ se reconoce por su número de licencia de 20 dígitos.

La autorización tiene un número de licencia de 10 dígitos.

Top Level Intro

This page is printed before a new
top-level chapter starts

Part



VI

6 Deutsche

Da es noch in das Stadium der Erarbeitung, so einige Funktionen mit den Bodenglatzen nicht vollst ndig zug nglich sein oder erf llt werden können{dürfen}
 Die gerade{Direkte} Aufzeichnung auf die Festplatte und Flash das Gedächtnis{Speicher} arbeitet. Auf Flash das Gedächtnis{Speicher} werden nur die langen Schl ssel - die ganze Liste etwas Minuten aufgezeichnet
 Man mu die gerade{direkte} Aufzeichnung der Schl ssel auf die Diskette erg nzen
 Man mu die Liste der Schl ssel ausbessern{wiederherstellen}

In die fernen, fernen Jahre hat der Siemens die Erarbeitung der Sicherung f r seine{ihre} Softwareprodukte die Firma StopCopy betraut. Jene hat die Sicherung aufgrund der Schl sseldateien, die auf dem besonderen Muster der formatierten gelben Diskette - von hier aus und die Bezeichnung aufgestellt sind, entwickelt.
 Dabei wurde behauptet, da ist die Sicherung dabis zu sicher, da " wird es sicher sein, Ihre Investitionen " zu beh ten .
 Gro e menschliche Danke den Spezialisten StopCopy f r die durchgef hrte Arbeit auf dem Gebiet der Bildung der Atmosph re der Verf gbarkeit der Produkte des Siemens den breiten Massen der Programmierer. Es hat die programm-und Hardwarebeschl ss sehr popul r und gefordert nach ganzer Welt gemacht, da hat w rdig erlaubt, mit allen Produzenten Automatik sogar auf ihr Territorium zu bewerben. Als Beispiel USA mit und ihrer B&R und General Electric zu nehmen. . .
 Und entsprechend hat g ltig die angelegten Investitionen aufbewahrt. Doch mu man das Eisen dennoch bei dem Siemens kaufen.

Das gegebene{Vorliegende} Programm ist f r die Installation der Schl ssel der Lizenzen im Falle, wenn vorbestimmt:

Es hat " der schwarze Tag des Programmierers " - das System angebrochen ist zusammen mit allen Autorisationen hinuntergeflogen, und arbeiten es mu , sogar in den schwer zug nglichen Bezirken;
 Wenn das neue heisse Produkt herausgekommen ist, gibt und des Geldes zu ihm die Leitung w hrend nicht;

Ist einfach Du willst f r die gemeine Entwicklung zu studieren.

Ist in Zusammenhang mit dem Produktionsaussto der Version ALM 3.0 - der Gesch ftsf hrer der Autorisation der Lizenzen entwickelt, nach dem, so genannt, " schnell kopiert " die langen Schl ssel der Autorisation aufgeh rt haben, wegen ihres Ignorierens diesen Gesch ftsf hrer der Autorisation zu arbeiten.

" Schnell kopiert " waren die Schl ssel m glich ist einfach, in den Katalog der Lizenzen C:\AXNF ZZ zu kopieren. Sie benutzten den dienstlichen "Eingang" im System der Autorisation ALM < v3.0, die mit der Abmeldung Step7 v5.4 SP1 bedeckt war.

Es war die zus tzliche Kodierung der Schl ssel auch verwendet, deshalb sind die neuen Schl ssel in ALM v2 nicht sichtbar. 2.

Die neuen Schl ssel werden in den alten Versionen der Programme EKB_Rename, EKB_Backup und in diesem Programm auch EKB_Install <v.2007.03.03.

Ich fordere nicht auf, die Software des Siemens in den eigenn tzigen Zielen zu benutzen. Die Programme f r die Produktionsziele sollen in die Anschläge der Projekte im Grunde versetzt werden und auf das Geld des Kunden erworben werden.

Wenig wem wird zum Kopf kommen, dem Kunden linke PCS7 mit den linken Schl sseln und ohne Zertifikat auf die gro e Produktion zu liefern.

Und f r die h usliche Nutzung wahrscheinlich gibt es nichts schlechter des Gepolters mit den Lizenzdisketten.

Es kamen die Fälle vor, wenn die alte Firmen-Gelbe Lizenz begann, bei dem Ausl nder mit dem

Verschwinden der Schlüssel im fernen Gelände ohne Telefon und des Internets zu verderben.



6.1 IntroductionG

Im Fenster des Programms sind gelegen{angeordnet;vorhanden}:

Den Baum mit der Liste der Programme und die Tabelle mit der Liste der Schlüssel

Das Feld für die Schlussfolgerung der Kommentare und die Informationsinformation

Die Zeile der Wahl{Auswahl} der Sprache{Zunge} des Interfaces

Die Zeile der Wahl{Auswahl} der Disk{Platte} für die Anlage{Installation} der Schlüssel und der Knopf der Erneuerung der Liste der Disks{Platten}

Die Zeilen der Einführung der Seriennummern{Serienzimmer}

Die Zeile und der Knopf für die Suche des Schlüssels nach dem angegebenen Wort

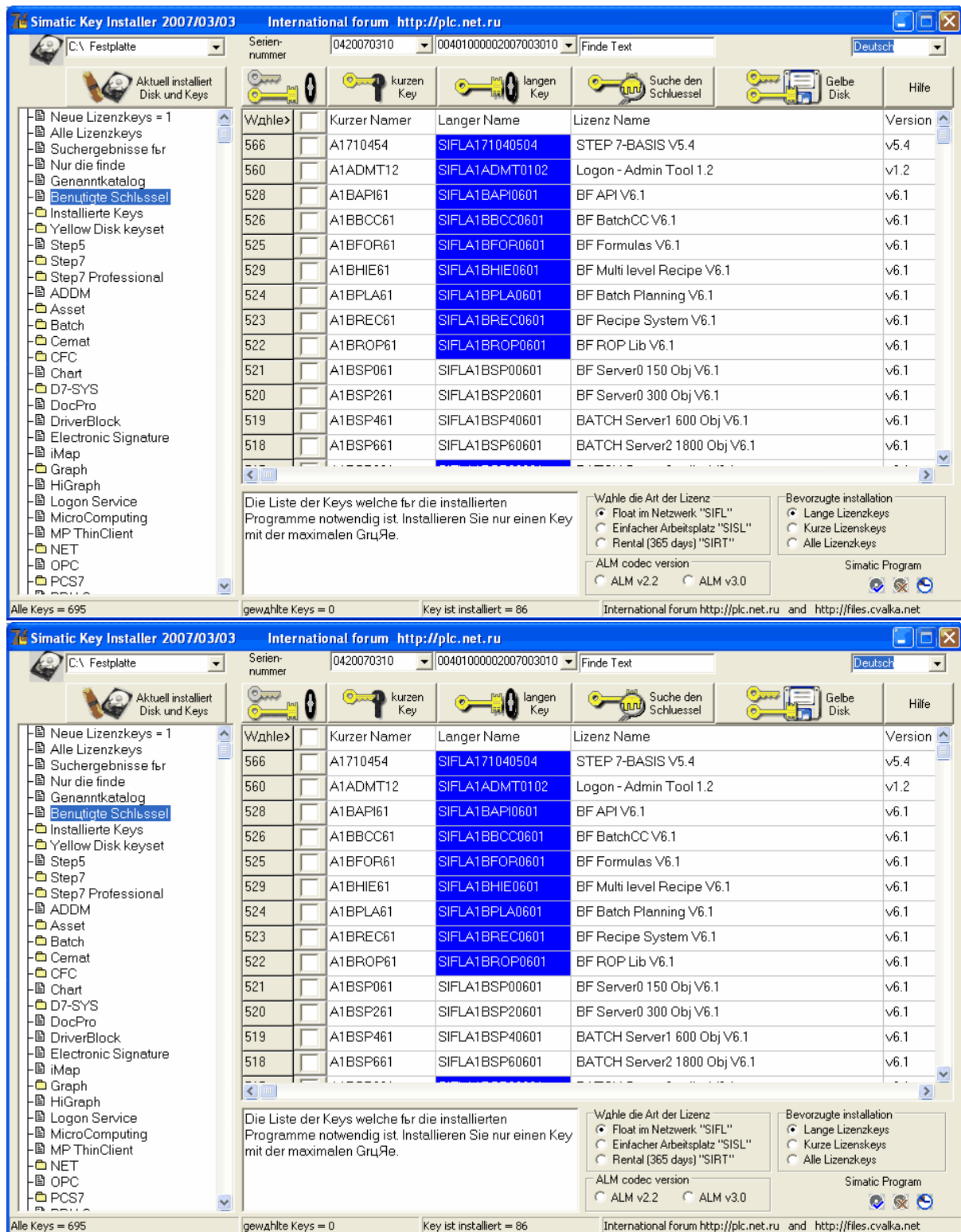
Der Knopf des Aufrufs des Fensters für die Arbeit mit den Weisen{Gestalten} Der gelben Disketten

Das Feld der Wahl{Auswahl} der Präferenzen als die Lizenz bei der Anlage{Installation}

Die Knöpfe der Installation kurz, lang oder aller gewählten Schlüssel

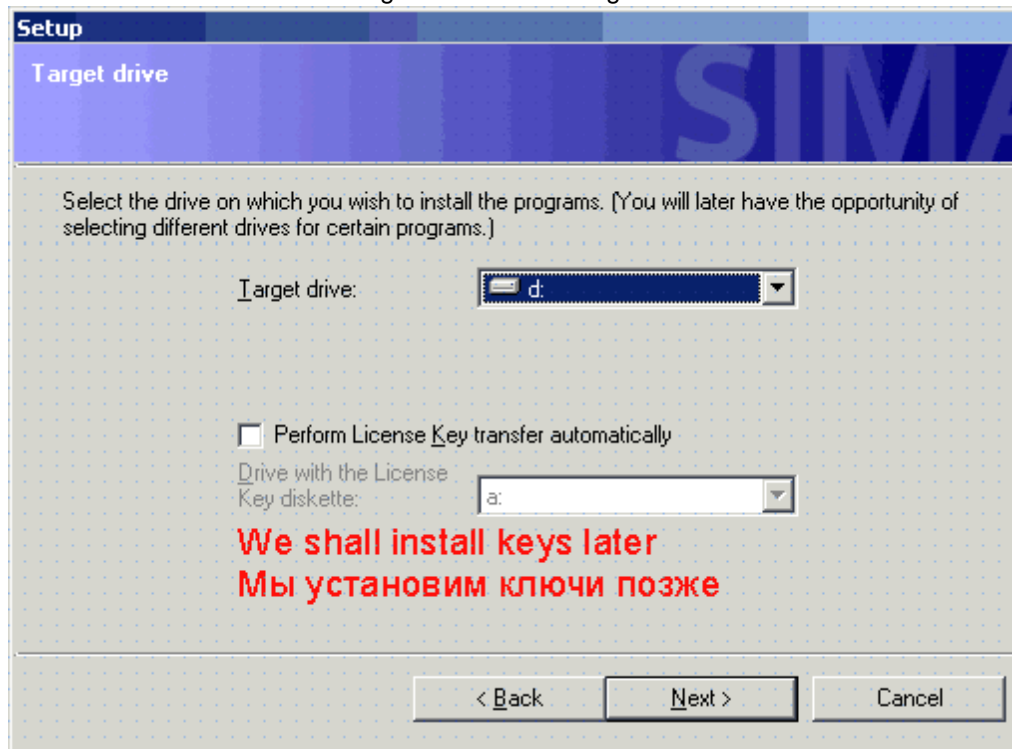
Wie kann die Trial License deaktiviert werden, wenn die Meldung erscheint, dass die Trial License abgelaufen ist, obwohl die Floating License installiert wurde?

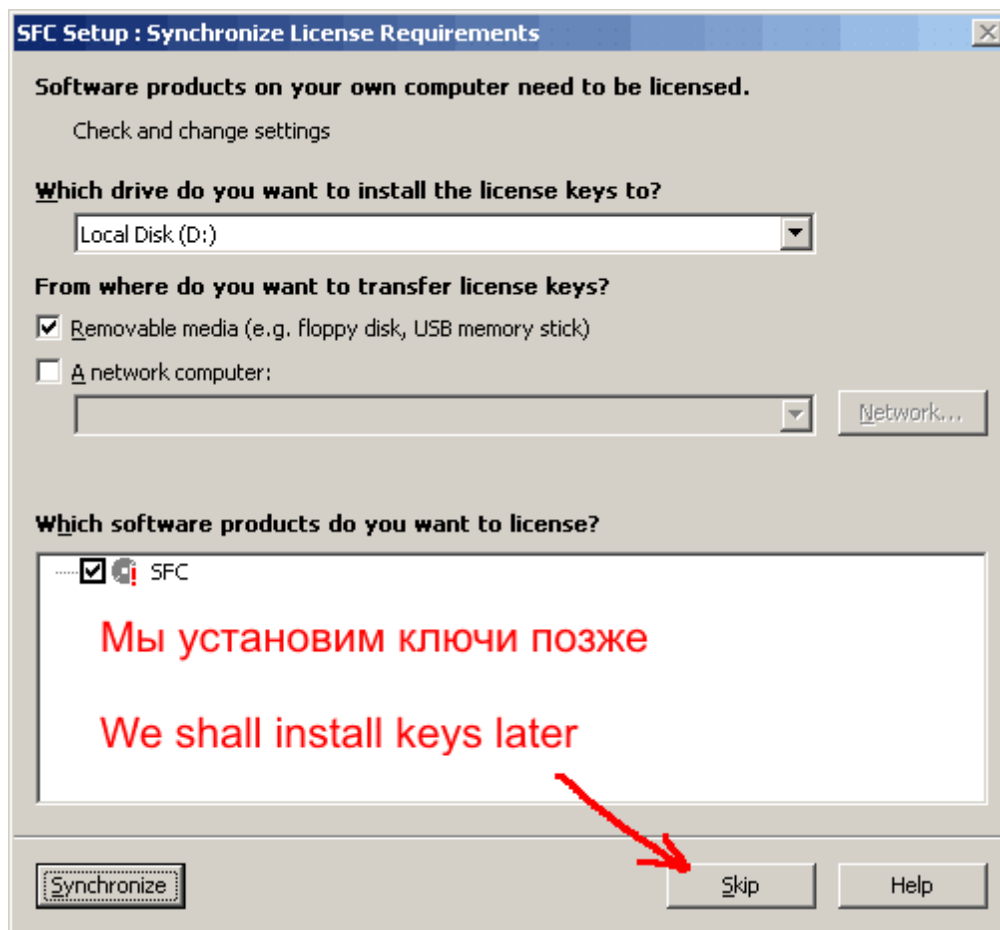
Welche Möglichkeiten gibt es, um Lizenz-Schlüssel auf einem PC ohne Diskettenlaufwerk zu transferieren?



6.2 Wir werden die Schlüssel später aufstellen

Während der Installation der Programme Simatic sagen wir uns von der Installation der Schlüssel los.





6.3 Lizenz-Typ

Lizenz-Typ

- ohne Beschränkung (Unlimited)
- Count relevant (Tag/s)
- Rental (Limited Hours, Limited Days, Expiration Date)
- Trial (Limited Days)
- Pay-per-use
- Demo (Limited Hours, Limited Days, Expiration Date)
- Power Pack

Gültigkeit

- bei ohne Beschränkung (Unlimited): Unbegrenzt

- bei Count relevant: Anzahl Tags
- bei Rental: Restlaufzeit + Einheit / Datum
- bei Trial: Restlaufzeit (Gesamtlaufzeit)
- bei Pay-per-use: laut Vertrag
- bei Demo: Restlaufzeit + Einheit / Datum
- bei Contract: laut Vertrag
- bei Upgrade: laut Vertrag
- bei Power Pack: laut Vertrag

6.4 Lizenznummer

Seriennummer der Software-Lizenz
(10-stellig = Autorisierung; 20-stellig = License Key)

Serial number	0420061231	00401000002006012031
---------------	------------	----------------------

Sie können{dürfen} diese Nummern nicht ändern, und es gewähren, dem Programm zu machen
Oder Sie können{dürfen} eine der Nummern aus der Liste der Nummern der Schlüssel, die auf Ihrem Computer eingerichtet sind, wählen.

Serial number	0420070112
	0123456789
	0420061227
	0420061228
	0420070112



6.5 Required keys

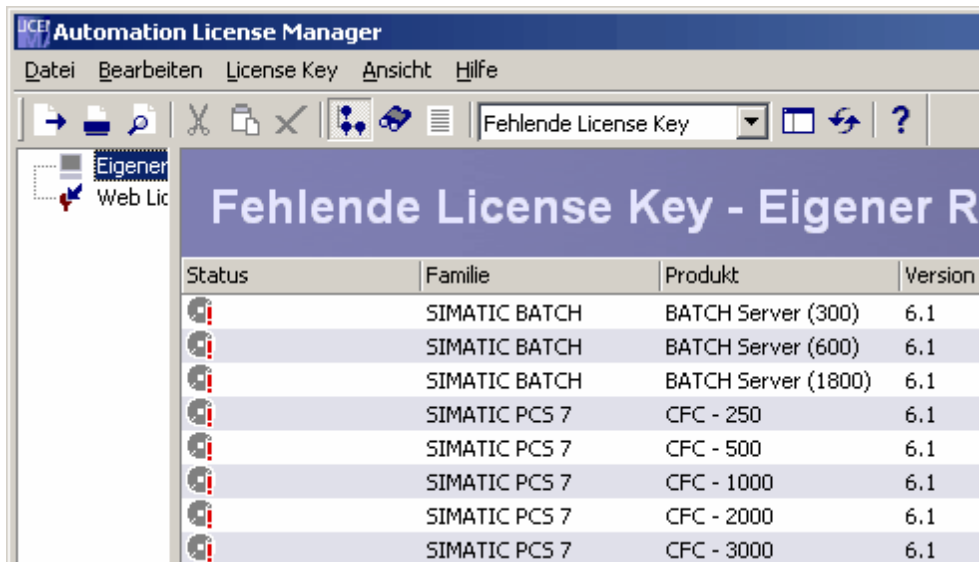
Die Liste der notwendigen Schlüssel für die eingerichteten Programme.

Aus den tagen Schlüssel stellen (einführen) Sie nur einen mit der notwendigen Menge (Anzahl) auf ist tag

(das Beispiel für CFC auf der Zeichnung)

New keys = 5	481	<input type="checkbox"/>	A1CFC761	SIFLA1CFC70601	CFC V6.1 (2000)
All keys	480	<input type="checkbox"/>	A1CFC961	SIFLA1CFC90601	CFC V6.1 (3000)
Selected keys	479	<input type="checkbox"/>	A1CFC061	SIFLA1CFC0601	CFC V6.1 (5000)
Searched keys	477	<input type="checkbox"/>	A1CFC561	SIFLA1CFC50601	CFC V6.1 STEP 7 - Option
In selected folder	478	<input type="checkbox"/>	A1CFCU61	SIFLA1CFCU0601	CFC Unlimited Tags
Required keys					
Installed key					
Yellow Disk keyset					

Die Namen der fehlenden Schlüssel können Sie im Manager der Lizenzen ALM prüfen



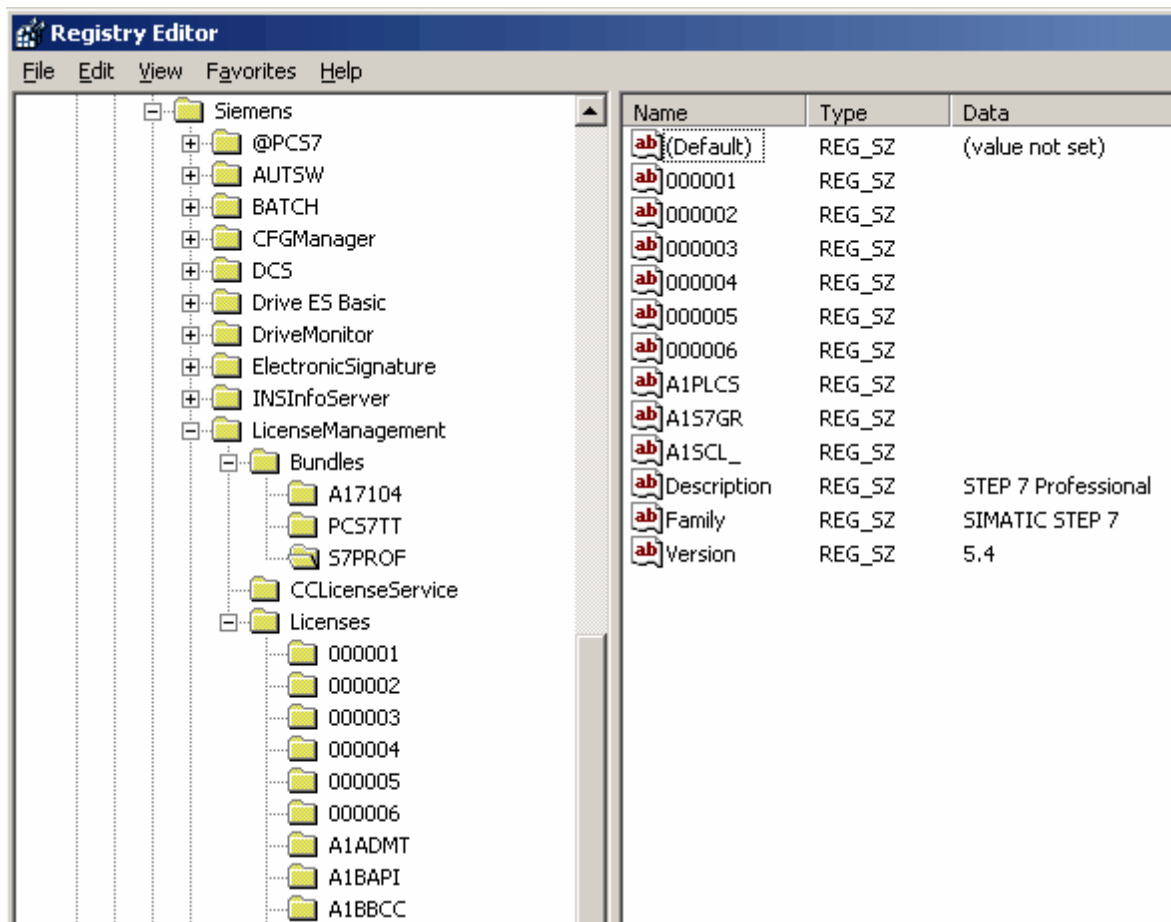
The screenshot shows the 'Automation License Manager' window. The title bar includes 'Datei', 'Bearbeiten', 'License Key', 'Ansicht', and 'Hilfe'. The menu bar has 'Datei', 'Bearbeiten', 'License Key', 'Ansicht', and 'Hilfe'. The toolbar contains icons for file operations and a dropdown menu showing 'Fehlende License Key'. The main area displays a table titled 'Fehlende License Key - Eigener R'. The table has four columns: 'Status', 'Familie', 'Produkt', and 'Version'. The data rows show various SIMATIC products and their corresponding license versions.

Status	Familie	Produkt	Version
!	SIMATIC BATCH	BATCH Server (300)	6.1
!	SIMATIC BATCH	BATCH Server (600)	6.1
!	SIMATIC BATCH	BATCH Server (1800)	6.1
!	SIMATIC PCS 7	CFC - 250	6.1
!	SIMATIC PCS 7	CFC - 500	6.1
!	SIMATIC PCS 7	CFC - 1000	6.1
!	SIMATIC PCS 7	CFC - 2000	6.1
!	SIMATIC PCS 7	CFC - 3000	6.1

Der komplexe Schlüssel S7PROF* für die professionelle Version STEP7 kann anstelle 4 abgesonderter Schlüssel A17104*, A1PLC_*, A1S7GR*, A1SCL_* ausgenutzt werden.

Der Schlüssel PCS7TT* für das Programm PCS7 kann (darf) anstelle des ganzen Satzes der Schlüssel ausgenutzt werden.

Die Namen der fehlenden zusätzlichen Schlüssel können Sie im Manager der Lizenzen ALM prüfen



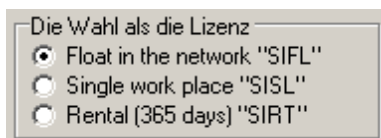
6.6 Installieren von License Keys

Sie können(dürfen) einen Schlüssel oder die Gruppe der gewählten Schlüssel auf die erwählten flexiblen, harten(starken) Disks(Platten) oder äußerlich USB die Disk(Platte) (der Flash die Disk(Platte) oder der Flash die Karte) aufstellen(einführen). Dabei sind etwas Varianten.

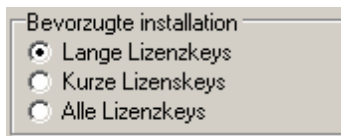


Man kann eine der Varianten der Anlage(Installation) gewählt die Schlüssel wählen:

1. allen - kurz und lang
2. nur lang
3. nur kurz
4. die Anlage(Installation) mit der Präferenz:
 - werden lang aufgestellt(eingeführt) und wenn lang für den gewählten Typ der Lizenz nein, so wird die kurze Variante des Schlüssels aufgestellt(eingeführt).
 - werden kurz aufgestellt(eingeführt) und wenn kurz für den gewählten Typ der Lizenz nein, so wird die lange Variante des Schlüssels aufgestellt(eingeführt).



Dabei ändert sich auf dem Knopf der allgemeinen Anlage{Installation} das Bild entsprechend der Wahl {Auswahl}.



Wenn Sie anschließen schalten Sie oder die ersetzbaren Träger während der Arbeit des Programms ab, so drücken{tasten} Sie für die Erneuerung der Liste der Träger auf den Knopf " , die Liste der Disks {Platten} " Zu erneuern .

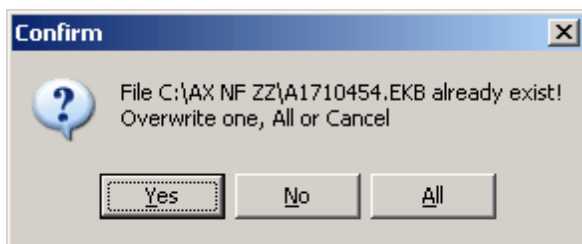
Der von neuem angeschlossene Träger wird in der Liste erscheinen{entstehen}.




Nach der Anlage{Installation} werden die entsprechenden Namen der Schlüssel angestrichen sein

<input checked="" type="checkbox"/>	S7PROF54	SIFLS7PROF0504	STEP 7 V5.4 Professional
<input checked="" type="checkbox"/>	S7PROF53	SIFLS7PROF0503	STEP 7 V5.3 Professional

Wenn der Schlüssel auf der Disk{Platte} schon eingerichtet ist, so wird das Fenster mit der Bitte erscheinen{entstehen}, die Anlage{Installation} über existierend zu bestätigen.



Wenn Sie echten{originellen} Schlüssel haben, so muß man sich natürlich vom Mitspielen lossagen.



6.7 Yellow Disk



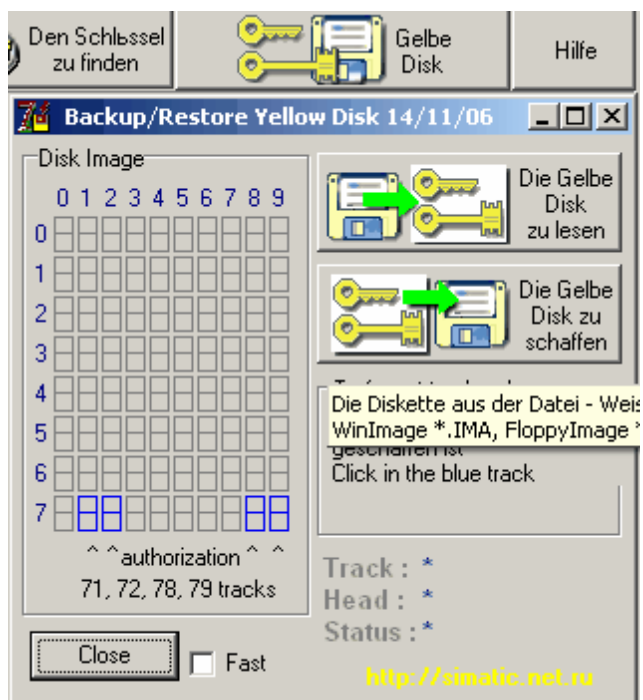
Mit Hilfe diesen Dienstprogrammes kann man die Gelbe Diskette aus den Weisen{Gestalten} einiger Typen schaffen:

IMA, IMZ* - WinImage

IMG - FloppyImage

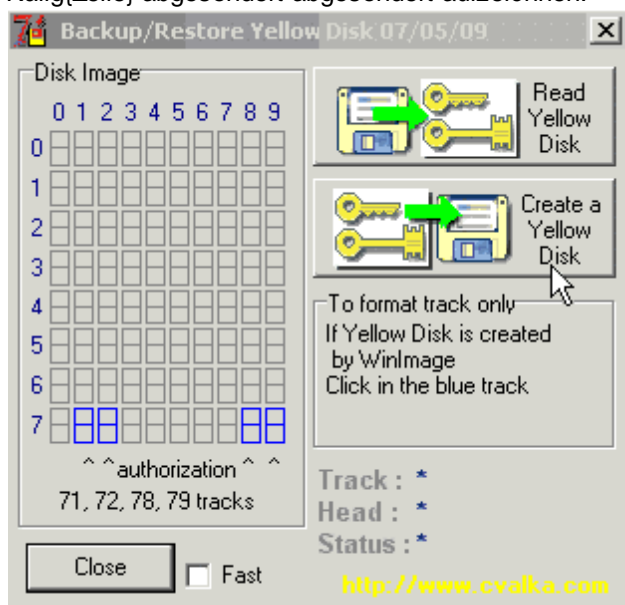
BIN - FDA (Floppy Disk Analyzator for DOS)

IMZ Die Weisen{Gestalten} im Format **IMZ** (WinImage) mu man in die Datei mit der Erweiterung {Ausbau} IMA vorläufig{vorher} auspacken.



Nach der Vollendung der Aufzeichnung wird die "Lizenzbahn{"Lizenzweg} aufgezeichnet sein. Für den Augenblick werden vom Siemens für dieses Ziel{Zweck} die Bahnen{Weg} von 71 bis zu 79 verwendet.

Wenn Sie die Gelbe Diskette in anderem Programm (in selbst WinImage oder FloppyImage) schon geschaffen haben, können Sie die "Lizenzbahn{"Lizenzweg}, gedrückt{getastet} auf den entsprechenden Käfig{Zelle} abgesondert abgesondert aufzeichnen.



Die Richtigkeit{Regelmäßigkeit} der Bildung{Schaffung} der Diskette kann man im Programm den Manager{Geschäftsführer} der Lizenzen AutosW oder ALM prüfen, Gewährleistet die Prüfung der Ganzheit eines beliebigen Schlüssels.

Nach dem charakteristischen{charaktervollen} "Knirschen" des Schrittmotors der Umstellung des Kopfes kann man über den Erfolg der Prozedur auch bestimmen.

Wenn Sie das "Knirschen" - nicht hören werden es bedeutet die Diskette war falsch geschaffen oder es war die richtige Bahn{Weg} nicht aufgezeichnet.

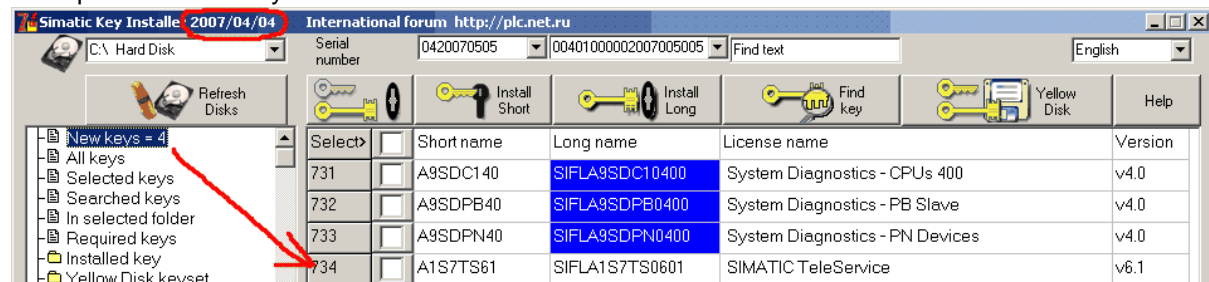
In diesem Fall können{dürfen} Sie die Bähne{Weg} von 71 bis zu 79 konsequent aufzeichnen und in die Ganzheit im Manager{Geschäftsführer} der Lizenzen prüfen.

Für das Ablesen der Firmen-Gelben Diskette in die Datei - Weise können{dürfen} Sie den Knopf " Read Yellow Disk " ausnutzen{verwenden} oder durch das Programm WinImage rechnen.

Bei dem Versuch der Lektüre{Vorlesung} der "lizenzbahn{"lizenzwegs} WinImage wird die Warnung vor dem Fehler der Lektüre{Vorlesung} ausstellen. Drücken{tasten} Sie Knopf " ignorieren " für die Fortsetzung der Bildung{Schaffung} der Weise{Gestalt}. Sie können{dürfen} die Nummer{Zimmer} dieser Bahn{Wegs} für die Formatierung in unserem Programm behalten.

6.8 Know keys

Example of unknow keys



6.9 Wie kann die Trial License deaktiviert werden

Wie kann die Trial License deaktiviert werden, wenn die Meldung erscheint, dass die Trial License abgelaufen ist, obwohl die Floating License installiert wurde?

<http://support.automation.siemens.com/WW/view/en/24200966>

Anleitung:

Die Trial License ist für eine zeitlich beschränkte Nutzung der SIMATIC Software z.B. für Tests und nach der Aktivierung dieser License ist sie für maximal 14 Tage gültig. Wenn Sie nach dem Ablauf dieser Zeit eine Lizenz für eine zeitlich unbegrenzte Nutzung (Single-, Floating- oder Upgrade-License) installieren und nach der Installation trotzdem die Meldung erhalten, dass die Trial License abgelaufen ist, empfehlen wir Ihnen, die Trial License im Ordner "AX NF ZZ" zu löschen:

Vorgehensweise zum Löschen einer Trial License:

1. Öffnen Sie in MS Windows den ALM über

- "Start > SIMATIC > License Management > Automation License Manager"

und markieren Sie mit dem Cursor das Laufwerk (z.B. "C"), auf dem Ihre Lizenzen installiert sind. Im rechten Fenster des Automation License Managers erscheint dann die Tabelle mit den

installierten Lizenzen. Für die Ansicht der Lizenzen benötigen Sie den Dateinamen (License Key) und die 20-stellige Lizenznummer. Sollten diese Spalten noch nicht eingeblendet sein, so öffnen Sie über

- "Ansicht > Definieren..."

den Dialog "Ansicht definieren". Wählen Sie im unteren Teil dieses Dialoges im Register "Spalten" die "License Key" und die "Lizenznummer".

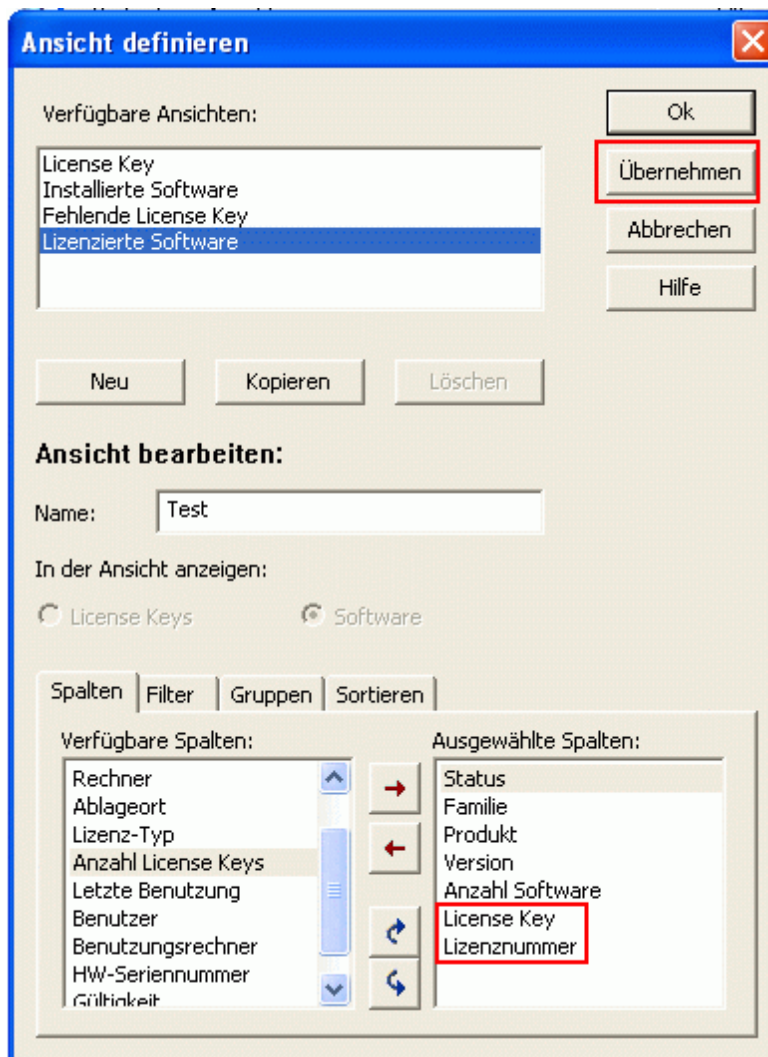


Bild 01

Tragen Sie anschließend einen Namen unter "Ansicht bearbeiten:" ein und klicken Sie auf die Schaltfläche "Übernehmen". Nach der Bestätigung mit OK erscheinen die Spalten "License Key" und "Lizenznummer" im Automation License Manager.

Markieren Sie im Explorer das Verzeichnis "AX NF ZZ" auf Ihrer Festplatte bzw. im Laufwerk "C", sodass im rechten Fensters des Explorers die Dateinamen der Lizenzen erscheinen.

Sollte das Verzeichnis "AX NF ZZ" bzw. die Dateien in diesem Verzeichnis nicht sichtbar sein, so öffnen Sie den Dialog "Extras > Ordneroptionen..." und wählen Sie das Register "Ansicht":

- deaktivieren Sie hier die Option "Geschützte Systemdateien ausblenden (empfohlen)" und
- aktivieren Sie die Option "Alle Dateien und Ordner anzeigen".

Klicken Sie anschließend auf die Schaltfläche "Übernehmen" und bestätigen Sie mit OK.

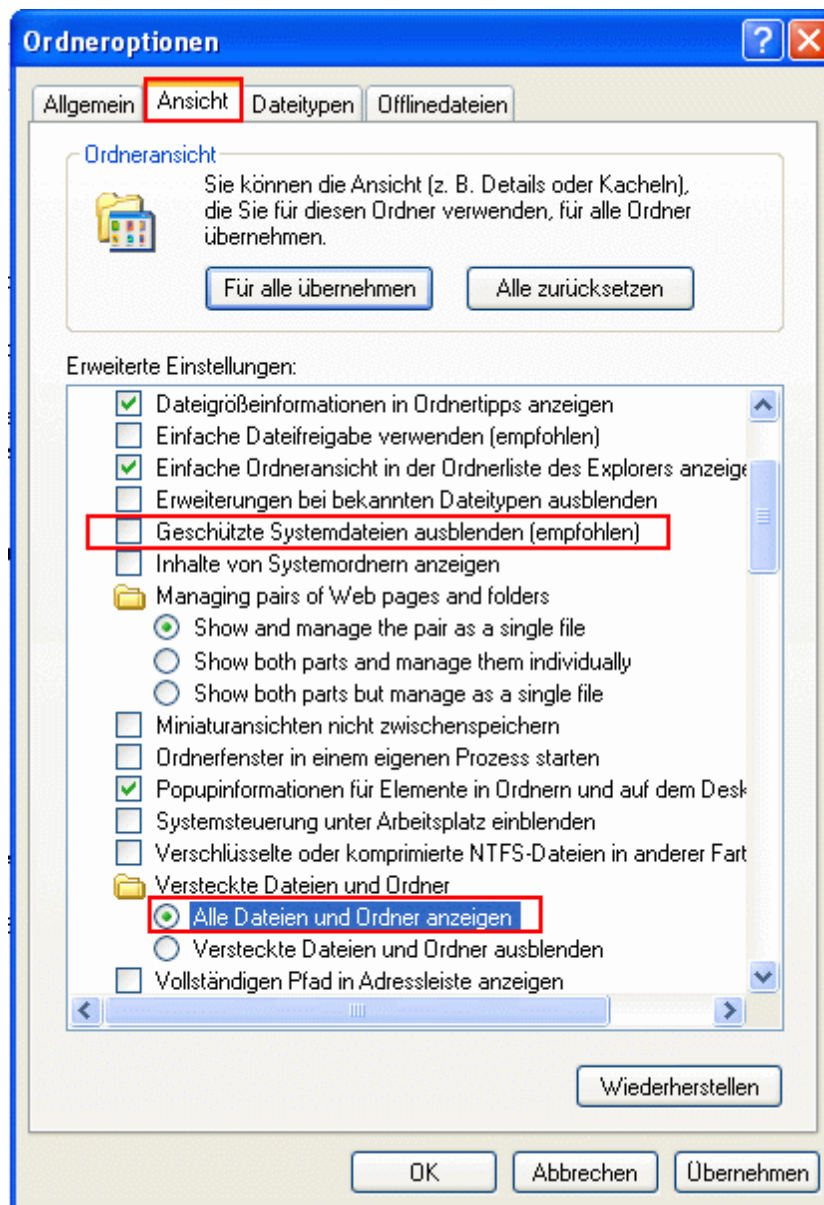


Bild 02

Das Verzeichnis "AX NF ZZ" wird dann im Explorer angezeigt.

3 Vergleichen Sie nun im Automation License Manager den Dateinamen (License Key) der Trial License mit dem Dateinamen im Order "AX NF ZZ". Über die eingestellte Ansicht im Automation License Manager ermitteln Sie für die zu löschende Trial License den Dateinamen (Bild 03), den Sie dann im Ordner "AX NF ZZ" finden.

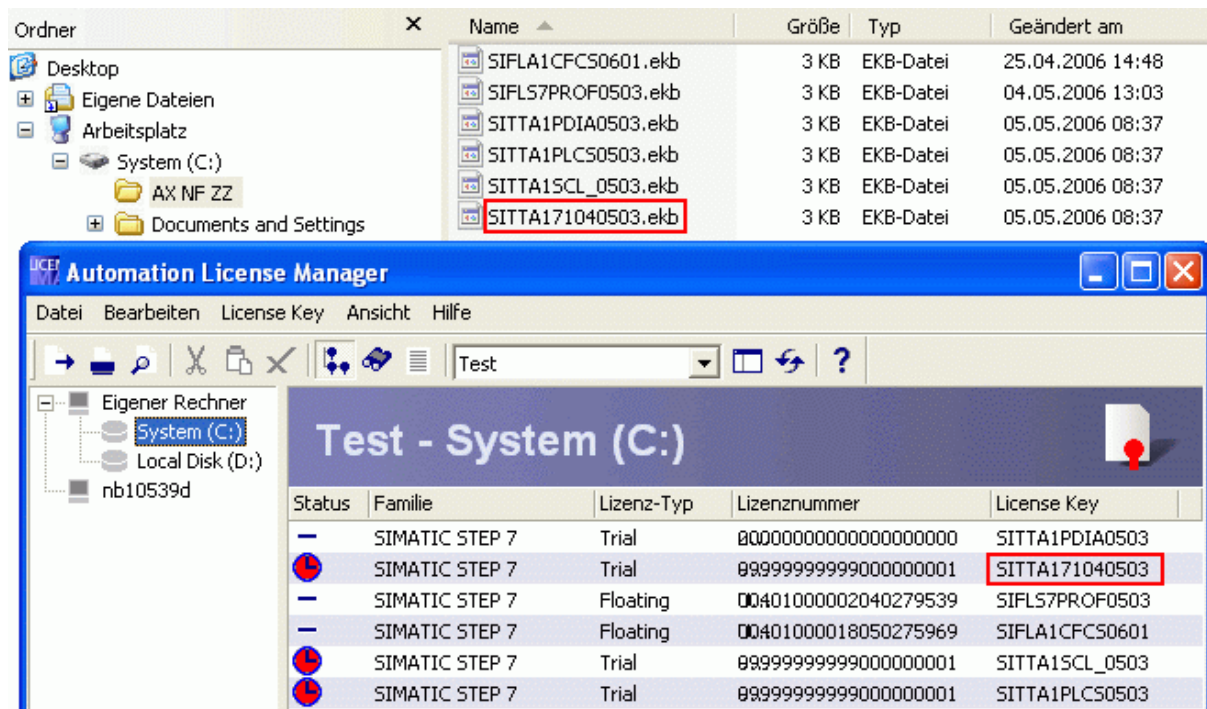



Bild 03

4 Markieren Sie die gefundene Trial License im Verzeichnis "AX NF ZZ" und klicken Sie auf die rechte Maustaste. Klicken Sie im darauf folgenden Kontextmenü auf "Löschen". Nach dem Löschen wird die oben beschriebene Meldung nicht mehr erscheinen.

6.9.1 Install Trial keys

Während der Anlage (Installation) des zeitweiligen Schlüssels in den Verzeichnissen Windows und Windows\System32 werden die Verzeichnisse erstellt mit einer leeren Datei geschaffen. Der zeitweilige Schlüssel SITTA*.ekb wird in das Verzeichnis C:\AX NF ZZ aufgestellt (eingeführt).



See Remove Trial keys

6.9.2 Remove Trial keys

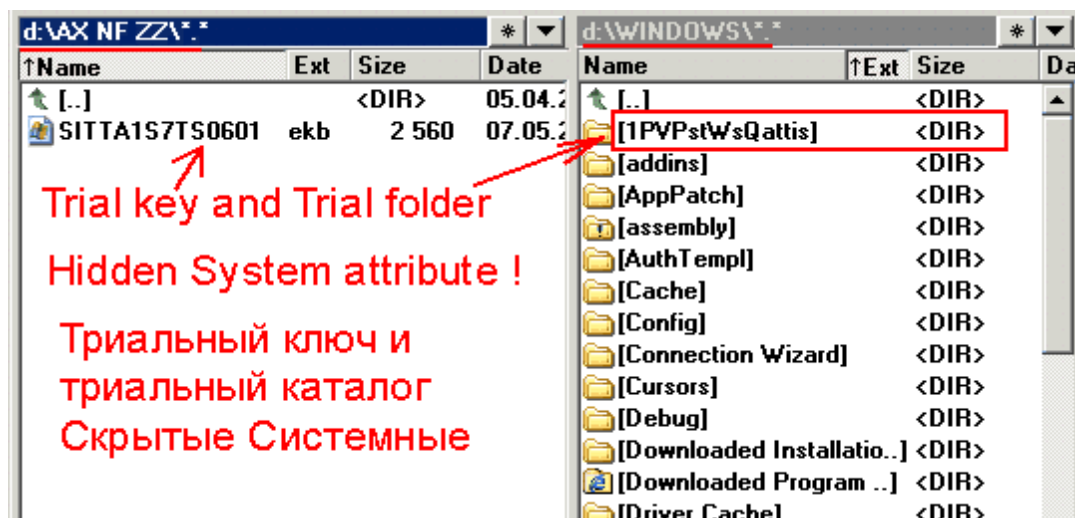
Für einige Programme kann man die zeitweiligen Schlüssel befristet von einigen Stunden bis zu dem Jahr der Arbeit aufstellen{einführen}.

Nach dem Abschluss{Endung} des Termines{Frist} der Arbeit ist notwendig es, die zeitweiligen Schlüssel und ihre Spuren zu löschen.

Es sind die Probleme bei der Arbeit der normalen Schlüssel andernfalls möglich.

Auch muss man das Verzeichnis in das Verzeichnis System32 löschen

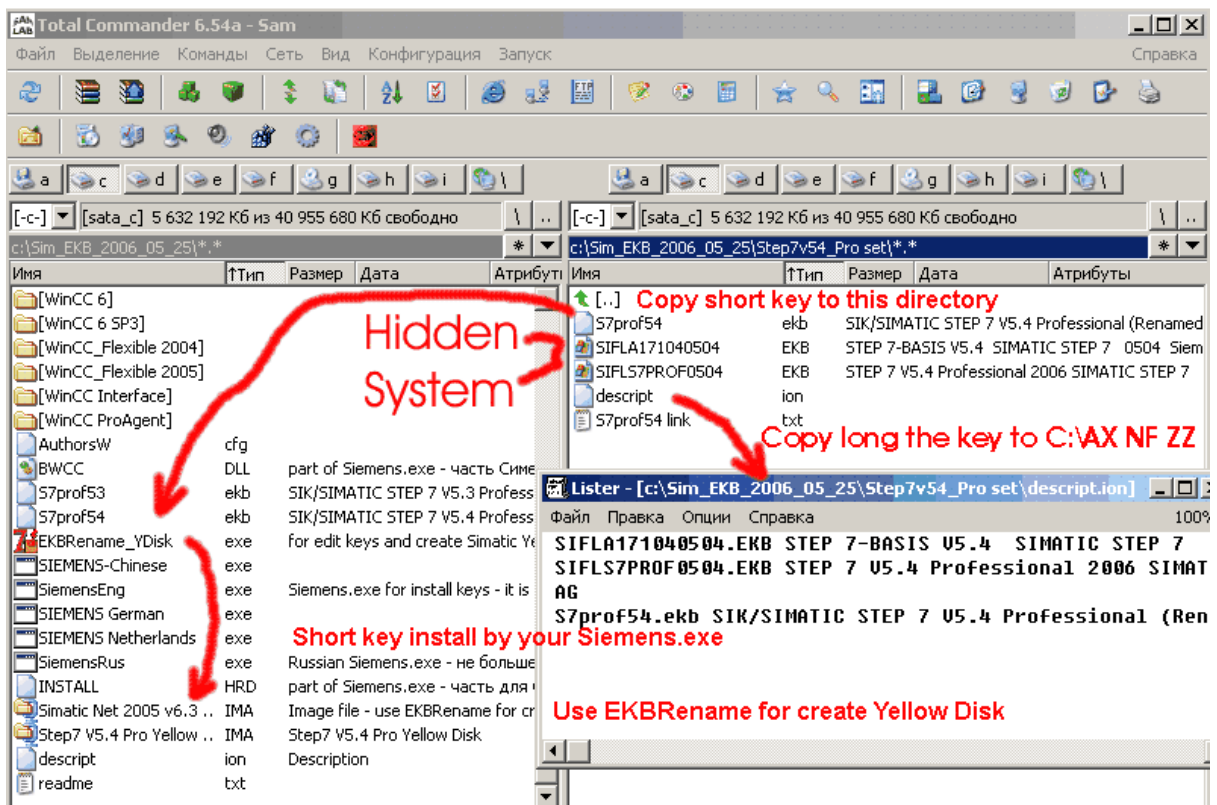
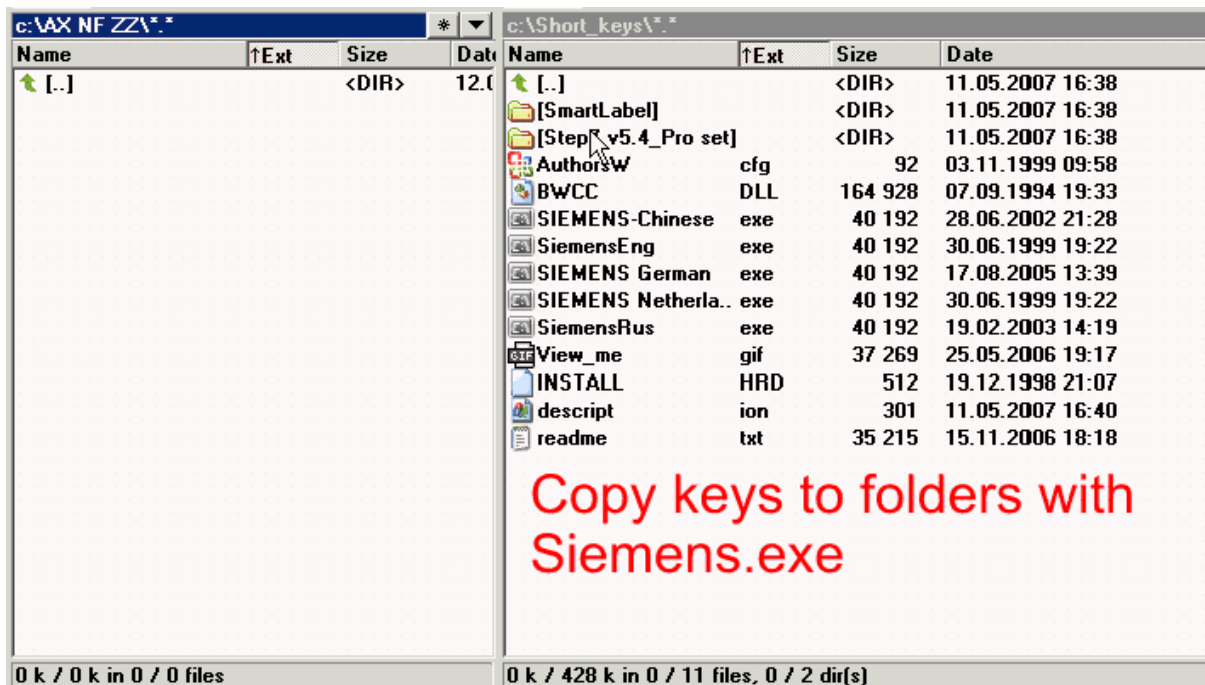
In diesem Verzeichnis befindet sich die leere Datei.



6.10 Siemens.exe

Für die Anlage{Installation} der kurzen Schlüssel aus dem Satz kann man das Programm Siemens_exe ausnutzen{verwenden}.

Kopieren Sie in das Verzeichnis mit dem Programm die geforderten Schlüssel (nicht mehr als 100 Stücke einmalig) und starten Sie das Programm.



Wenn es im Verzeichnis mit Siemens_exe keine Schlüssel gibt, so wird bei dem Start die nächste Mitteilung herausgeführt sein



6.11 Lizenz-Schlüssel auf einem PC ohne Diskettenlaufwerk zu transferieren

Welche Möglichkeiten gibt es, um Lizenz-Schlüssel auf einem PC ohne Diskettenlaufwerk zu transferieren?

Konfigurationshinweise:

Seit einiger Zeit werden auch Rechner ohne Diskettenlaufwerk hergestellt. Für die Installation von einigen Automatisierungs-Softwareprodukten ist allerdings ein Diskettenlaufwerk für die Installation der auf Diskette ausgelieferten Lizenz-Schlüssel erforderlich.

Mit dem Automation License Manager können, bei einem PC ohne Diskettenlaufwerk, die Lizenzen über die folgenden Wege installiert werden:

Transportmedium	Lizenz-Schlüssel Typ	
	Autorisierung (z.B. STEP 7 V5.2)	License-Key (z.B. Floating License Key STEP 7 V5.3)
Externes Diskettenlaufwerk mit USB-Schnittstelle	X	X
USB Stick als Transfermedium von einem Rechner mit Diskettenlaufwerk zu einem Rechner ohne Diskettenlaufwerk	--	X
Zweitreechner mit Diskettenlaufwerk am Firmennetz und Transfer über das Netzwerk	X ¹⁾	X ¹⁾
Zweitreechner mit Diskettenlaufwerk und Offlinetransfer (siehe Hilfe des Automation License Managers)	X ¹⁾	X ¹⁾

¹⁾ Der Automation License Manager muss auch auf beiden Rechnern installiert sein.

Hinweis:

Einen License Key erkennen Sie im Automation License Manager an der zwanzigstelligen Lizenznummer.

Eine Autorisierung besitzt eine zehnstellige Lizenznummer.

Top Level Intro

This page is printed before a new
top-level chapter starts

Part



VII

7 Portuguese

Como ele em uma etapa do desenvolvimento algumas funções não podem ser completamente acessíveis ou ser executadas com falhas

Registro direto em um disco rígido e trabalhos de memória de Relâmpago. Na memória de Relâmpago chaves longas - a lista alguns minutos introduzem o nome só

É necessário acrescentar o registro direto de chaves em um disquete

É necessário corrigir para a lista de chaves

Em anos distantes, distantes Siemens cobrou o desenvolvimento da proteção dos produtos de software à corporação StopCopy. Isto desenvolveu a proteção com base nos arquivos-chave colocados na imagem especial ao disquete Amarelo formatado - daqui e o nome.

Assim afirmado, aquela proteção até isto é fiável, isto "será fiável conservar os seus investimentos".

O grande ser humano agradece peritos StopCopy pela operação feita no campo da criação de uma atmosfera da disponibilidade de produtos de Siemens a largas massas de programadores. Fez programa e soluções de hardware muito popular e exigido no mundo inteiro, que permitiu competir apropriadamente a outros fabricantes da automação até no seu território. Tomar para um exemplo dos EUA com e eles B&R e General Elétrico...

E conseqüentemente realmente salvou em cima dos investimentos aninhados. De fato o ferro igualmente deve ser comprado todos de Siemens.

O programa dado é destinado para a instalação de chaves de licenças em caso de, quando:

Lá ocorreu "um dia chuvoso do programador" - o sistema tem flieid em conjunto com todas as autorizações, e trabalhar é necessário, até em áreas remotas;

Quando houve um novo produto quente, e as cabeças ainda não dão o dinheiro para ele ;

Simplesmente você deseja estudar para o desenvolvimento geral .

É desenvolvido com relação ao lançamento da versão ALM 3.0 - a Autorização Autoriza o Gerente depois quem, assim chamado, "fastcopy" chaves longas da autorização deixaram de trabalhar por causa do que não ignoram por este Authorizator.

As chaves de "Fastcopy" podem ser copiadas simplesmente no diretório de licenças C: \AX NF ZZ.

Eles usaram "o buraco" auxiliar no sistema da autorização ALM <v3.0 que foram cobertos com a produção Step7 v5.4 SP1.

Também codificação adicional das chaves, as chaves, por isso, novas foram aplicadas não são visíveis em ALM v2.2.

As novas chaves são incorretamente expostas em velhas versões de programas EKB_Rename, EKB_Backup e EKB_Install <v.2007.03.03.

Não chamo para usar um software de Siemens nos objetivos mercenários. Os programas dos objetivos industriais basicamente devem ser penhorados em estimativas de projetos e ser ganhados no dinheiro do cliente.

Muito poucas pessoas virão para uma cabeça para pôr o deixado do cliente PCS7 com as chaves esquerdas e sem o certificado em grande produção.

E para o uso de casa provavelmente não há nada o pior espalhafato com disquetes de licença. Houve casos quando o desgastado a licença Amarela firme começou a ser chovida para Intourist com a Senhorita de chaves em lugares remotos distantes sem telefone e a Internet.



7.1 Introducion

Em uma janela do programa são localizados:

Árvore com a lista de programas e a tabela com a lista de chaves

Campo de uma conclusão de comentários e a informação sobre ajuda

Linha de uma escolha de língua da interface

Linha de uma escolha de um disco de instalação de chaves e o botão de atualização da lista de discos

Linhas de entrada de números de série

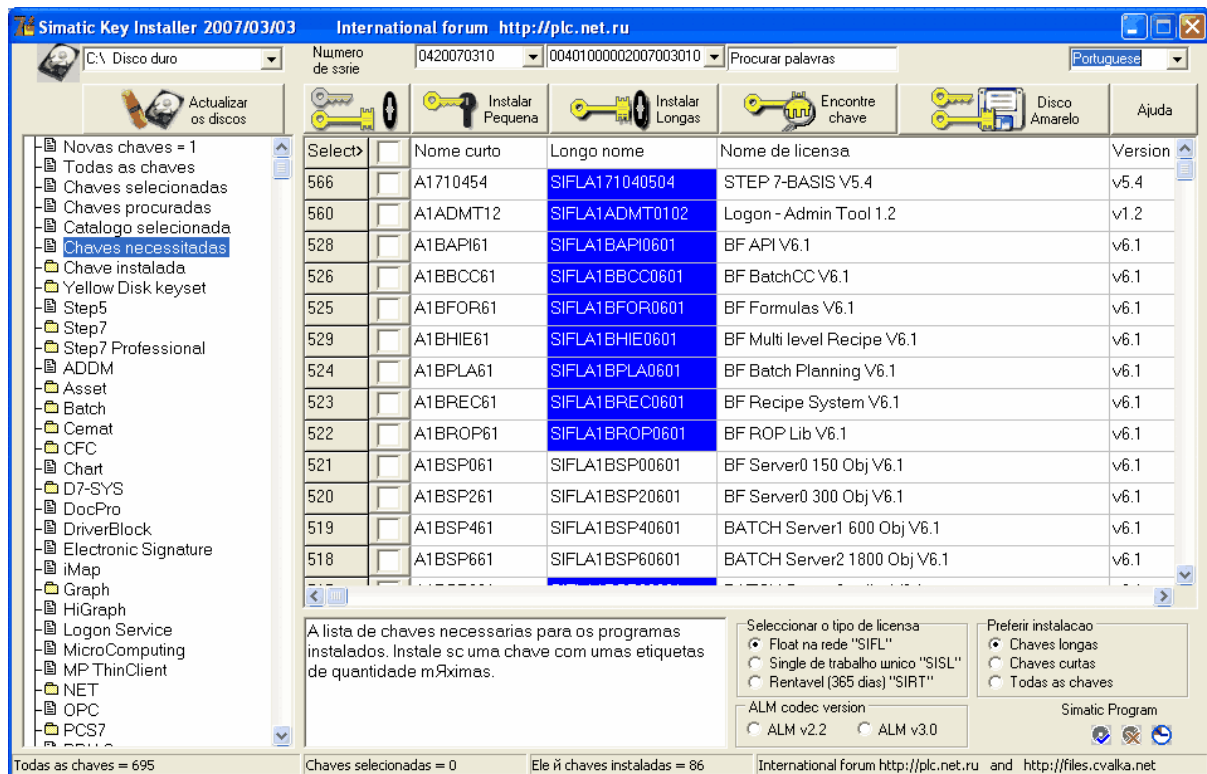
Linha e o botão de pesquisa de uma chave pela palavra de jogo

O botão de uma chamada de uma janela de trabalho com imagens de disquetes Amarelos

Campo de uma escolha de preferências de tipo da licença em instalação

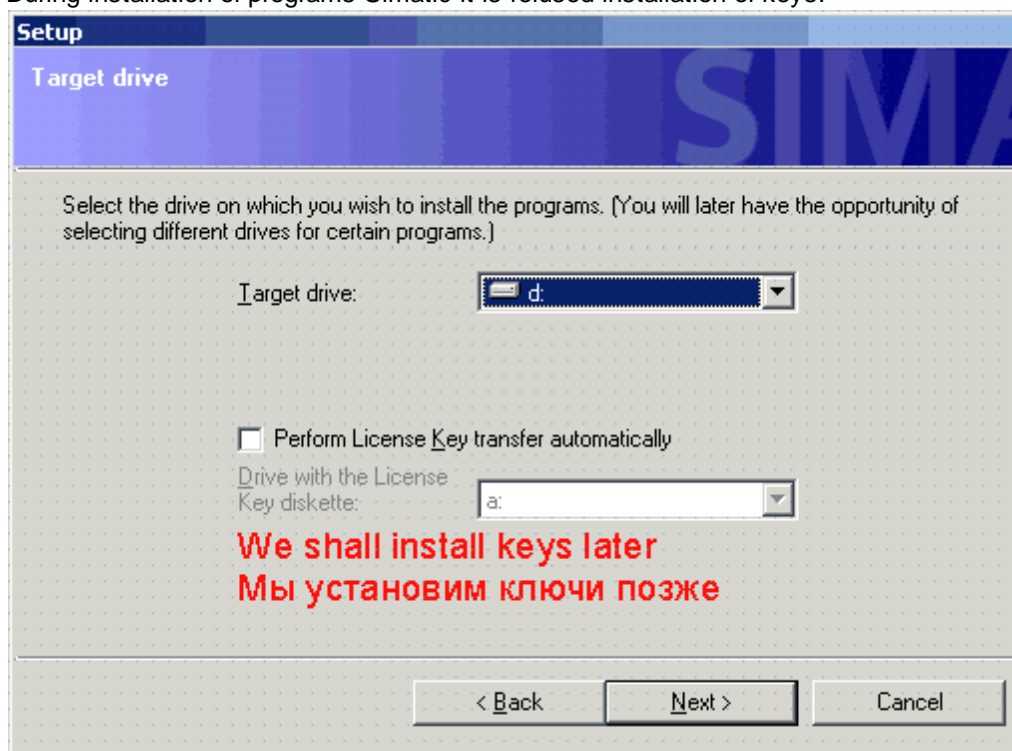
Botões de instalação curta, muito tempo ou todas as chaves escolhidas

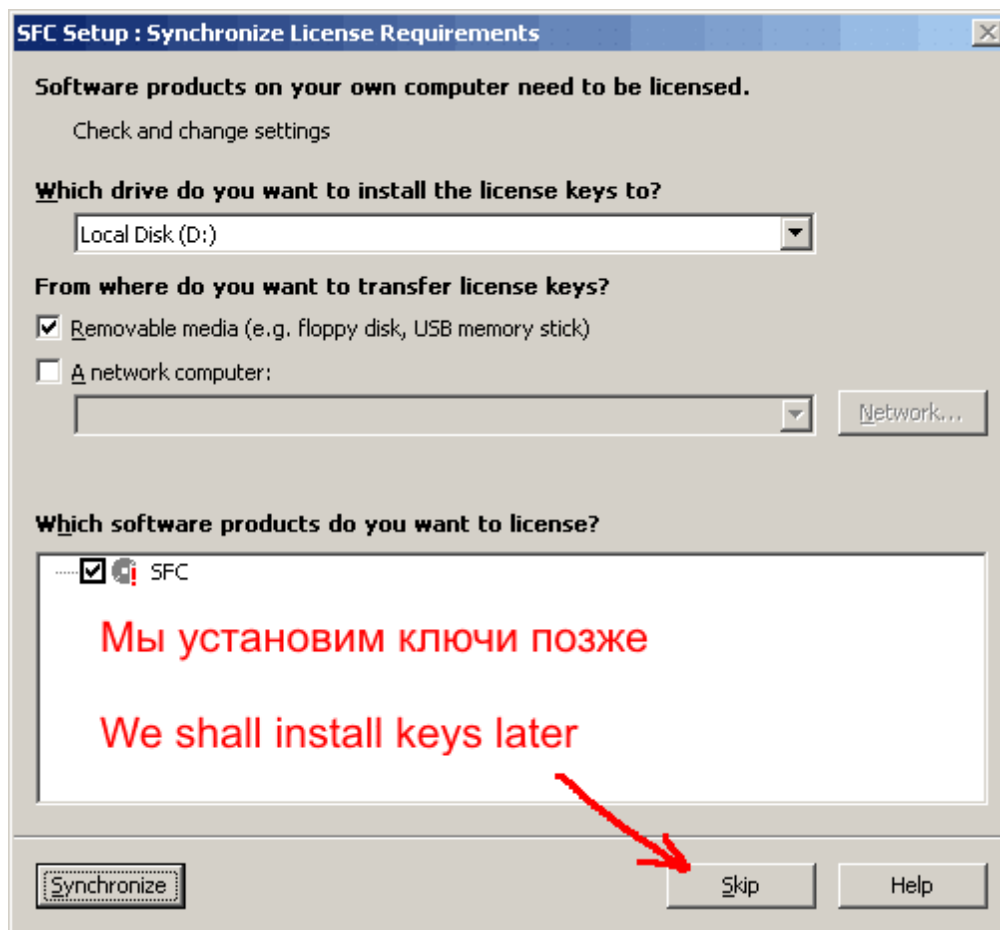
Selecione tipos-chave para instalam



7.2 We shall install keys later

During installation of programs Simatic it is refused installation of keys.





7.3 Numero de Licenca

Número de Licença

O número de licença é o identificador único de uma licença.

Há 2 linhas da entrada de números de série, assim chamado ID KHE, normalmente especificadas em disquetes de licença amarelos e certificados aplicados.

Serial number	0420061231	00401000002006012031
---------------	------------	----------------------

10 número simbólico é destinado para chaves curtas.

20 número simbólico é destinado para chaves longas.

Você não pode modificar esses números, e dá-lo para fazer ao programa

ou selecione um dos números de série disponíveis de chaves instaladas na caixa de lista caio.

Serial number	0420070112
	0123456789
	0420061227
	0420061228
	0420070112

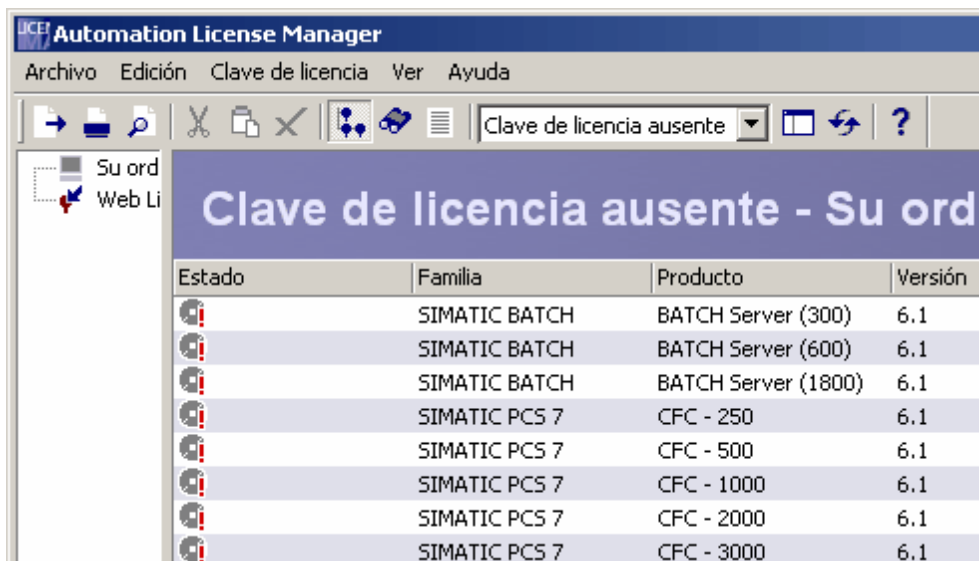
7.4 Required keys

A lista de chaves necessárias dos programas instalados.

Da etiqueta as chaves instalam só um com a quantidade necessária de etiquetas (um exemplo de CFC na figura).

New keys = 5	481	<input type="checkbox"/>	A1CFC761	SIFLA1CFC70601	CFC V6.1 (2000)
All keys	480	<input type="checkbox"/>	A1CFC961	SIFLA1CFC90601	CFC V6.1 (3000)
Selected keys	479	<input type="checkbox"/>	A1CFC061	SIFLA1CFC0601	CFC V6.1 (5000)
Searched keys	477	<input type="checkbox"/>	A1CFC561	SIFLA1CFC50601	CFC V6.1 STEP 7 - Option
In selected folder	478	<input type="checkbox"/>	A1CFCU61	SIFLA1CFCU0601	CFC Unlimited Tags
Required keys					
Installed key					
Yellow Disk keyset					

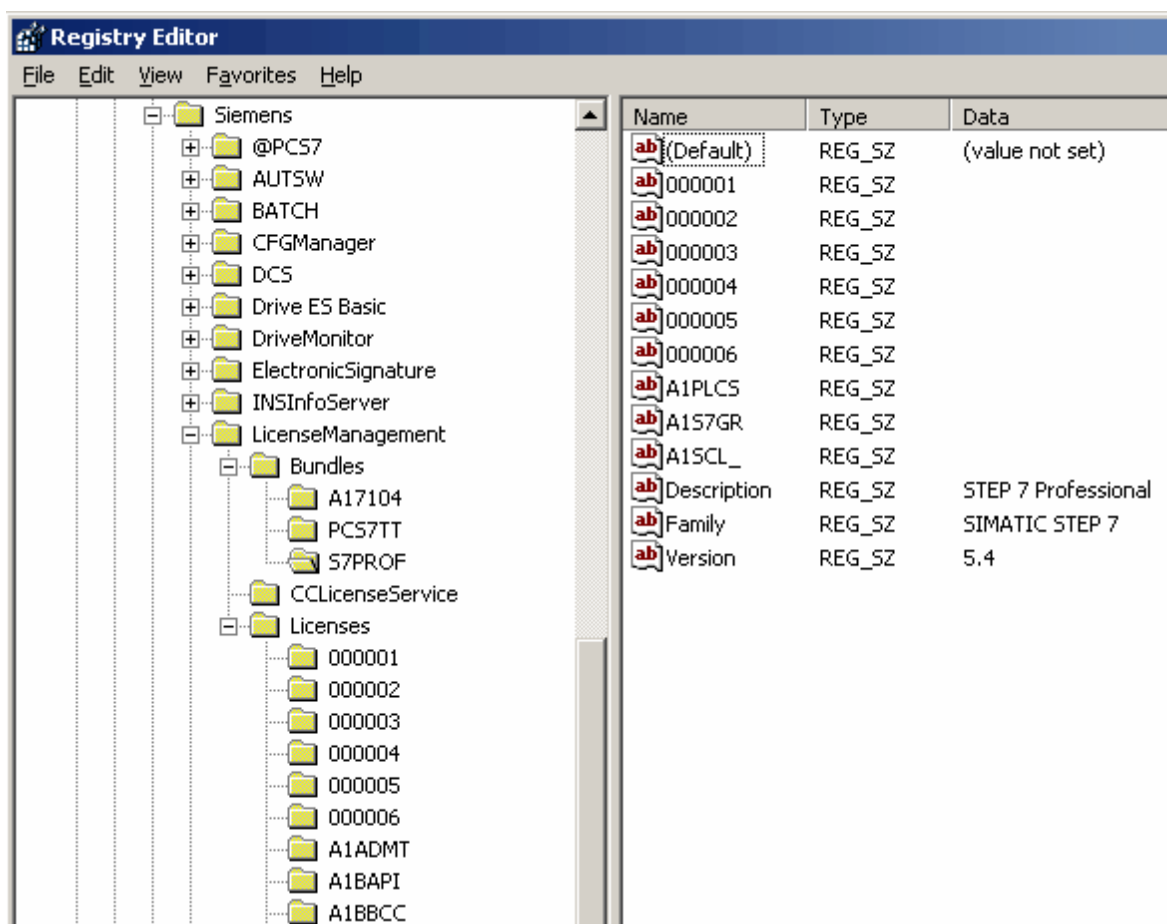
Você pode especificar nomes de chaves ausentes no gerente de licenças ALM



S7PROF*-chave complexo da versão STEP7 profissional pode ser usado em vez de 4 chaves separadas A17104 *, A1PLC_ *, A1S7GR *, A1SCL_ *.

PCS7TT*-chave do programa PCS7 pode ser usado em vez do jogo completo inteiro de chaves.

Você pode especificar nomes de faltar a chaves adicionais no gerente de licenças ALM



7.5 Instalação de Chaves de Licença

Você pode estabelecer {instalar} uma chave ou o grupo das chaves escolhidas nos discos flexíveis, rígidos especificados ou USB externo um disco (pau de Relâmpago ou Flashcard em cardreader). Assim há algumas variantes.

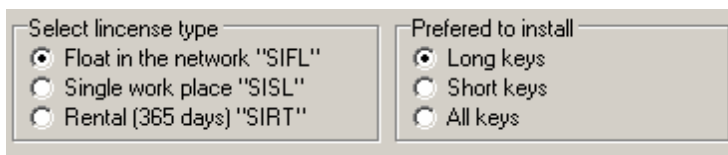


É possível escolher uma de variantes da instalação chaves escolhidas:

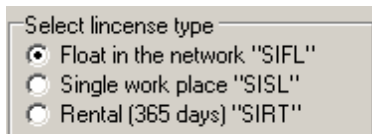
1. Todos - curto e longo
2. Só muito tempo
3. Só curto
4. Instalação com preferência:

- São instalados muito tempo e se não estiver presente muito tempo para o tipo escolhido da licença a variante curta de uma chave é instalada.
- São instalados curtos e se não estiver presente curto para o tipo escolhido da licença a variante longa de uma chave é instalada.

Selecione o tipo de chaves



Assim no botão da instalação geral o quadro segundo uma escolha varia.


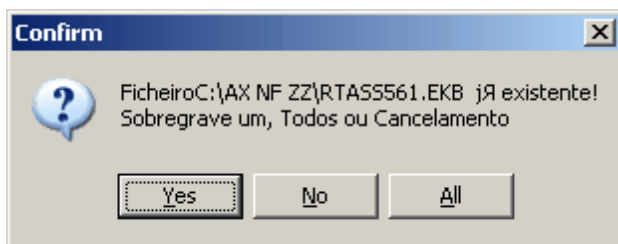


Se você une conecta ou desconecta transportadoras substituíveis durante o trabalho do programa para atualizar a lista de transportadoras prensa {de portadores} o botão "para atualizar a lista de discos". A transportadora novamente unida{conectada} aparecerá na lista.

Depois que a correspondência de instalação {que encontra} os nomes das chaves será pintada

<input checked="" type="checkbox"/>	S7PROF54	SIFLS7PROF0504	STEP 7 V5.4 Professional
<input checked="" type="checkbox"/>	S7PROF53	SIFLS7PROF0503	STEP 7 V5.3 Professional

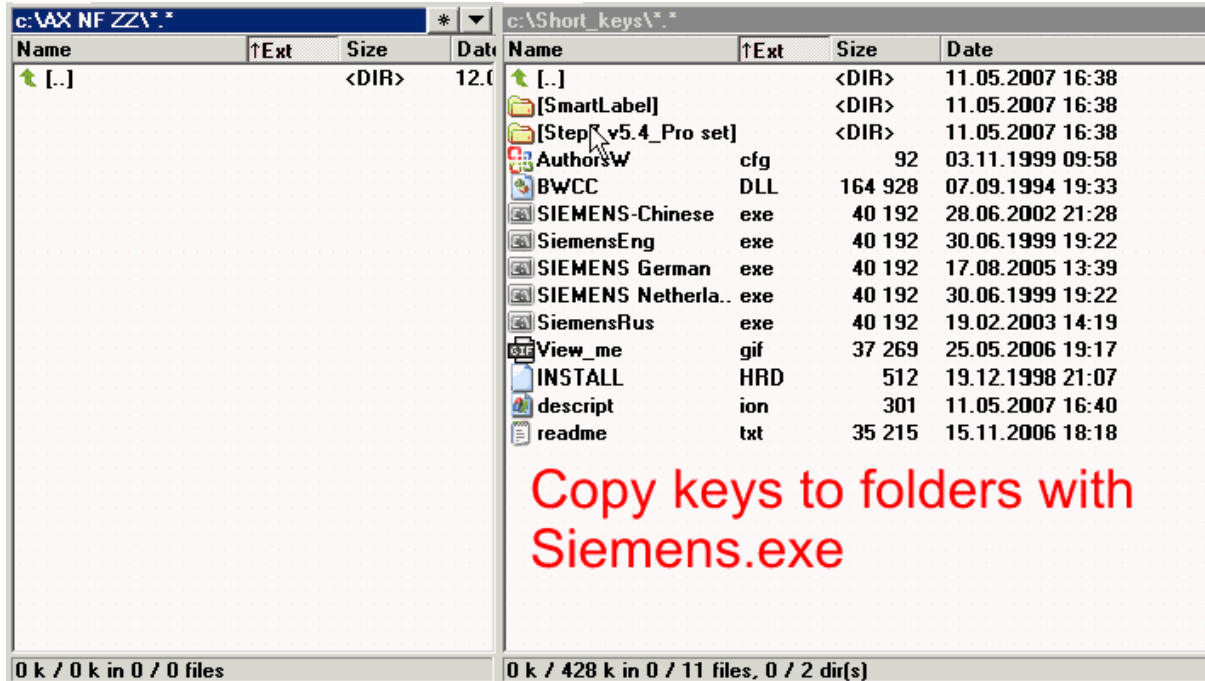
Se a chave já for instalada em um disco haverá uma janela com o pedido para confirmar a instalação em cima de disponível.



7.6 Siemens.exe

For installation of short keys from a set it is possible to use program Siemens.exe.

Copy in the catalogue with the program demanded keys (no more than 100 keys lumpsum) and start the program.

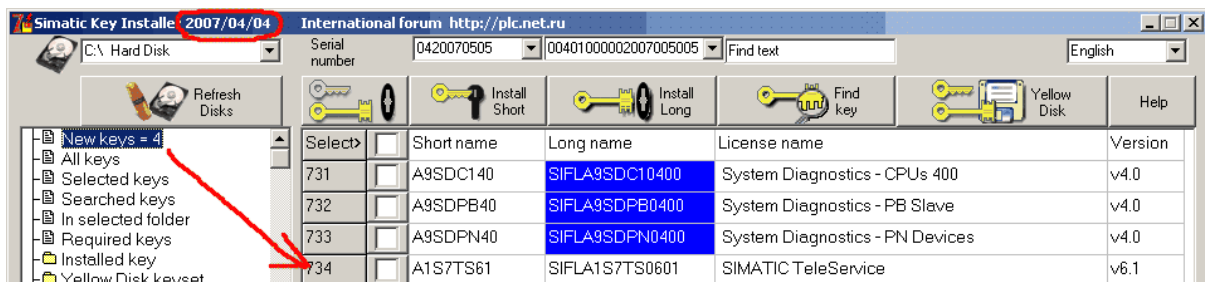


If in the catalogue with Siemens_exe there are no keys at start the following message will be show.



7.7 Nao conhece chaves

O exemplo de não conhece chaves



Top Level Intro

This page is printed before a new
top-level chapter starts

Part



8 Chinese

=====NEWS =====

19 Mar 2010 12:53

plc.net.ru was closed by hoster, so we had to move to new domain ==> Currently it is <http://plcforum.uz.ua> in test mode (possible SQL problems)

SQL) - <http://plcforum.uz.ua> (

===== OLD INFORMATION =====

15 Mar 2010 <http://PLC.NET.RU> closed by hoster
wait new name

use torrents links <http://rutracker.org/forum/viewforum.php?f=1192>

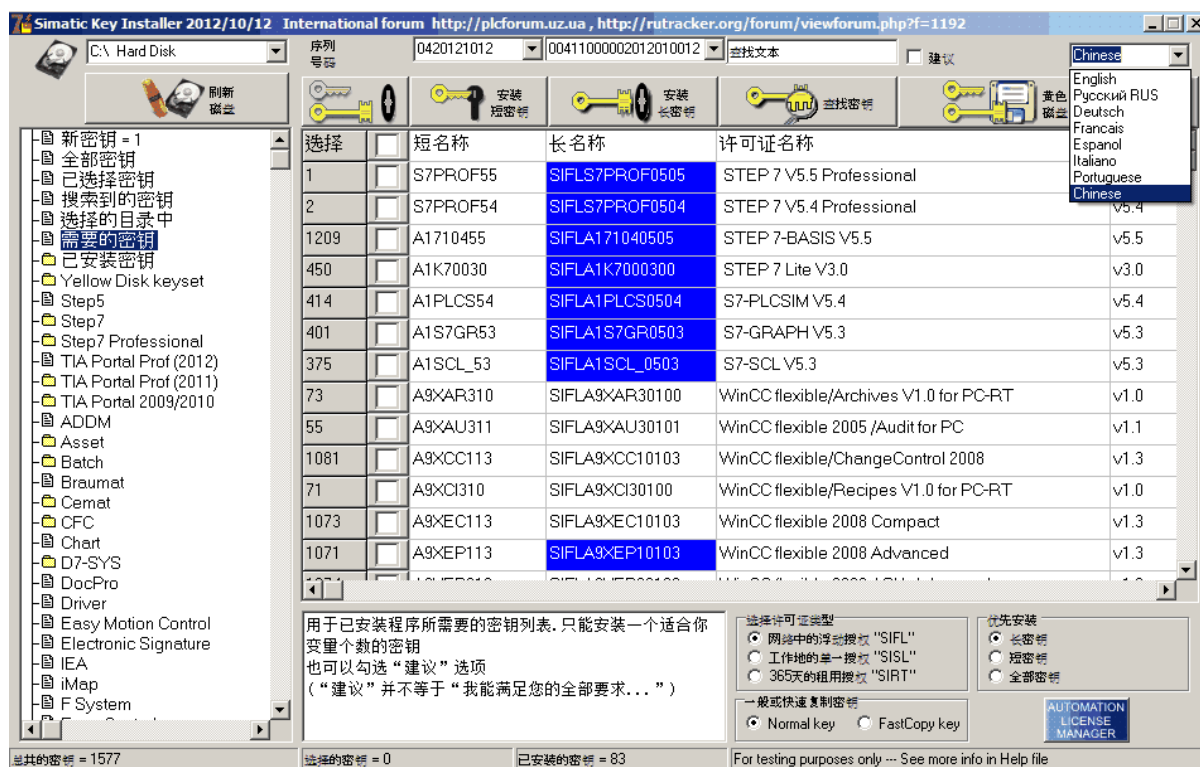
I do not know the Chinese language.

If you really wish to have the version in the Chinese language please write to me translation of words into the Chinese language.

I have found this fake of resources in the Chinese language.



Official version 正式版



thanks to ifdog

Top Level Intro

This page is printed before a new
top-level chapter starts

Part



IX

9 Key list

A1P7P250		@PCS7 Full Client Access	v5.0
A1P7P261	SIFLA1P7P20601	@PCS7 Full Client Access	v6.1
A1P7P350		@PCS7 Server to Server Communication	v5.0
A1P7P361	SIFLA1P7P30601	@PCS7 Server to Server Communication	v6.1
A1P7P150		@PCS7 Web Right Access	v5.0
A1P7P161	SIFLA1P7P10601	@PCS7 Web Right Access	v6.1
ICRU0063	SIFLICRU000603	850 Credits Upgrade	v6.3
ICRU0063	SIFLICRU000603	850 Credits Upgrade	v6.3
A5ADS340		ADDM Server 200 Users	v4.0
A5ADS240		ADDM Server 50 Users	v4.0
A5ADS140		ADDM Server Base	v4.0
A5ADC140		ADDM Single User	v4.0
A1ESAS61	SIFLA1ESAS0601	Asset ES	v6.1
A1ESAS70	SIFLA1ESAS0700	Asset ES	v7.0
A1ESAS71	SIFLA1ESAS0701	Asset ES	v7.1
RTASS161	SIFLRTASS10601	Asset RT (128)	v6.1
RTASS170	SIFLRTASS10700	Asset RT (128)	v7.0
RTASS171	SIFLRTASS10701	Asset RT (128)	v7.1
RTASS361	SIFLRTASS30601	Asset RT 1024 Tags	v6.1
RTASS370	SIFLRTASS30700	Asset RT 1024 Tags	v7.0
RTASS371	SIFLRTASS30701	Asset RT 1024 Tags	v7.1
RTASS461	SIFLRTASS40601	Asset RT 2048 Tags	v6.1
RTASS470	SIFLRTASS40700	Asset RT 2048 Tags	v7.0
RTASS471	SIFLRTASS40701	Asset RT 2048 Tags	v7.1
RTASS261	SIFLRTASS20601	Asset RT 512 Tags	v6.1
RTASS270	SIFLRTASS20700	Asset RT 512 Tags	v7.0
RTASS271	SIFLRTASS20701	Asset RT 512 Tags	v7.1
RTASS561	SIFLRTASSA0601	Asset RT unlimited	v6.1
RTASS570	SIFLRTASSA0700	Asset RT unlimited	v7.0
RTASS571	SIFLRTASSA0701	Asset RT unlimited	v7.1

IFNDH061	SIFLICLIH70601	Backup Foundation for Historian Standard	v6.1
IFNDH063	SIFLICLIH70603	Backup Foundation for Historian Standard	v6.3
A1BUN070	SIFLA1BUN00700	BATCH 10 UNITS	v7.0
A1BUN670	SIFLA1BUN60700	BATCH 100 UNITS	v7.0
A1BUN270	SIFLA1BUN20700	BATCH 20 UNITS	v7.0
A1BUN470	SIFLA1BUN40700	BATCH 40 UNITS	v7.0
A1BFCP03		BATCH flexible CP	v3.x
A1BFCP60		BATCH flexible CP	v6.0
A1BFCS03		BATCH flexible CS	v3.x
A1BFCS60		BATCH flexible CS	v6.0
A1BFCV03		BATCH flexible CV	v3.x
A1BFCV60		BATCH flexible CV	v6.0
A1BFRS03		BATCH flexible RS	v3.x
A1BSP260		BATCH Server1 1800 Obj V6.0	v6.0
A1BSP160		BATCH Server1 600 Obj V6.0	v6.0
A1BSP461	SIFLA1BSP40601	BATCH Server1 600 Obj V6.1	v6.1
A1BSP470	SIFLA1BSP40700	BATCH Server1 600 Obj V7.0	v7.0
A1BSP471	SIFLA1BSP40701	BATCH Server1 600 Obj V7.1	v7.1
A1BSP661	SIFLA1BSP60601	BATCH Server2 1800 Obj V6.1	v6.1
A1BSP670	SIFLA1BSP60700	BATCH Server2 1800 Obj V7.0	v7.0
A1BSP671	SIFLA1BSP60701	BATCH Server2 1800 Obj V7.1	v7.1
A1BSP960		BATCH Server9 unlim V6.0	v6.0
A1BSP961	SIFLA1BSP90601	BATCH Server9 unlim V6.1	v6.1
A1BSP970	SIFLA1BSP90700	BATCH Server9 unlim V7.0	v7.0
A1BSP971	SIFLA1BSP90701	BATCH Server9 unlim V7.1	v7.1
A1BUN970	SIFLA1BUN90700	BATCH unlimited	v7.0
A1BAPC05		BF API (Client)	v5.x
A1BAPS05		BF API (Server)	v5.x
A1BAPS60		BF API (Server) V6.0	v6.0
A1BAPS61	SIFLA1BAPS0601	BF API (Server) V6.1	v6.1
A1BAPS70	SIFLA1BAPS0700	BF API (Server) V7.0	v7.0
A1BAPS71	SIFLA1BAPS0701	BF API (Server) V7.1	v7.1

A1BAPI60		BF API V6.0	v6.0
A1BAPI61	SIFLA1BAPI0601	BF API V6.1	v6.1
A1BAPI70	SIFLA1BAPI0700	BF API V7.0	v7.0
A1BAPI71	SIFLA1BAPI0701	BF API V7.1	v7.1
A1BCON05		BF Batch Control (Client)	v5.x
A1BPLA05		BF Batch Planing (Client)	v5.x
A1BPLA60		BF Batch Planning V6.0	v6.0
A1BPLA61	SIFLA1BPLA0601	BF Batch Planning V6.1	v6.1
A1BPLA70	SIFLA1BPLA0700	BF Batch Planning V7.0	v7.0
A1BPLA71	SIFLA1BPLA0701	BF Batch Planning V7.1	v7.1
A1BBCC60		BF BatchCC V6.0	v6.0
A1BBCC61	SIFLA1BBCC0601	BF BatchCC V6.1	v6.1
A1BBCC70	SIFLA1BBCC0700	BF BatchCC V7.0	v7.0
A1BBCC71	SIFLA1BBCC0701	BF BatchCC V7.1	v7.1
A1BFOR05		BF Formulas (Server)	v5.x
A1BFOR60		BF Formulas V6.0	v6.0
A1BFOR61	SIFLA1BFOR0601	BF Formulas V6.1	v6.1
A1BFOR70	SIFLA1BFOR0700	BF Formulas V7.0	v7.0
A1BFOR71	SIFLA1BFOR0701	BF Formulas V7.1	v7.1
A1BHIE60		BF Multi level Recipe V6.0	v6.0
A1BHIE61	SIFLA1BHIE0601	BF Multi level Recipe V6.1	v6.1
A1BHIE70	SIFLA1BHIE0700	BF Multi level Recipe V7.0	v7.0
A1BHIE71	SIFLA1BHIE0701	BF Multi level Recipe V7.1	v7.1
A1BHIE05		BF Multi-level Recipe (Server)	v5.x
A1BREC05		BF Recipe System (Client)	v5.x
A1BREC60		BF Recipe System V6.0	v6.0
A1BREC61	SIFLA1BREC0601	BF Recipe System V6.1	v6.1
A1BREC70	SIFLA1BREC0700	BF Recipe System V7.0	v7.0
A1BREC71	SIFLA1BREC0701	BF Recipe System V7.1	v7.1
A1BPRO05		BF Reports (Server)	v5.x
A1BROP60		BF ROP Lib V6.0	v6.0
A1BROP61	SIFLA1BROP0601	BF ROP Lib V6.1	v6.1

A1BROP70	SIFLA1BROP0700	BF ROP Lib V7.0	v7.0
A1BROP71	SIFLA1BROP0701	BF ROP Lib V7.1	v7.1
A1BSER05		BF Server System	v5.x
A1BSP060		BF Server0 150 Obj V6.0	v6.0
A1BSP061	SIFLA1BSP00601	BF Server0 150 Obj V6.1	v6.1
A1BSP070	SIFLA1BSP00700	BF Server0 150 Obj V7.0	v7.0
A1BSP071	SIFLA1BSP00701	BF Server0 150 Obj V7.1	v7.1
A1BSP261	SIFLA1BSP20601	BF Server0 300 Obj V6.1	v6.1
A1BSP270	SIFLA1BSP20700	BF Server0 300 Obj V7.0	v7.0
A1BSP271	SIFLA1BSP20701	BF Server0 300 Obj V7.1	v7.1
A1BCLA05		BF Unit Classes (Server)	v5.x
ATDSIS04		Braumat SISTAR V4.x/V5.x / Windows NT	v4.x
E37SCP01		Braumat SoftCP(Ind.Ethernet) V1.x / Windows NT	v1.x

CECLT161	SIFLCECLT10601	CEMAT Client	v6.1
CEENG161	SIFLCEENG10601	CEMAT Engineering	v6.1
A1CEMC52		CEMAT OS Software Multiclient	v5.2
A1CERT52		CEMAT OS Software Runtime	v5.2
CESVR161	SIFLCESVR10601	CEMAT Server Redundancy 3 Clients	v6.1
CESVR261	SIFLCESVR20601	CEMAT Server Redundancy 6 Clients	v6.1
CESVR361	SIFLCESVR30601	CEMAT Server Redundancy 9 Clients	v6.1
CESVR961	SIFLCESVR90601	CEMAT Server Redundancy Unlimited Clients	v6.1
CESST161	SIFLCESST10601	CEMAT Single Station 3 Clients	v6.1
CESST261	SIFLCESST20601	CEMAT Single Station 6 Clients	v6.1
A1CFCU61	SIFLA1CFCU0601	CFC Unlimited Tags	v6.1
A1CFCU70	SIFLA1CFCU0700	CFC Unlimited Tags	v7.0
A1CFCU71	SIFLA1CFCU0701	CFC Unlimited Tags	v7.1
A1CFCA03		CFC V3.x	v3.x
A1CFCA04		CFC V4.x	v4.x
A1CFCA51		CFC V5.1	v5.1
A1CFC351		CFC V5.1 (1500)	v5.1
A1CFC151		CFC V5.1 (250)	v5.1

A1CFC451		CFC V5.1 (3000)	v5.1
A1CFC251		CFC V5.1 (750)	v5.1
A1CFC452		CFC V5.2	v5.2
A1CFC352		CFC V5.2 (1500)	v5.2
A1CFC152		CFC V5.2 (250)	v5.2
A1CFC452		CFC V5.2 (3000)	v5.2
A1CFC252		CFC V5.2 (750)	v5.2
A1CFC405		CFC V5.x	v5.x
A1CFC460		CFC V6.0	v6.0
A1CFC160		CFC V6.0 (250)	v6.0
A1CFC360		CFC V6.0 (2000)	v6.0
A1CFC460		CFC V6.0 (3000)	v6.0
A1CFC560		CFC V6.0 (5000)	v6.0
A1CFC561	SIFLA1CFC50601	CFC V6.1 (1000)	v6.1
A1CFC761	SIFLA1CFC70601	CFC V6.1 (2000)	v6.1
A1CFC161	SIFLA1CFC10601	CFC V6.1 (250)	v6.1
A1CFC361	SIFLA1CFC30601	CFC V6.1 (500)	v6.1
A1CFC961	SIFLA1CFC90601	CFC V6.1 (3000)	v6.1
A1CFCD61	SIFLA1CFCD0601	CFC V6.1 (5000)	v6.1
A1CFCS61	SIFLA1CFCS0601	CFC V6.1 STEP 7 - Option	v6.1
A1CFC570	SIFLA1CFC50700	CFC V7.0 (1000)	v7.0
A1CFC770	SIFLA1CFC70700	CFC V7.0 (2000)	v7.0
A1CFC170	SIFLA1CFC10700	CFC V7.0 (250)	v7.0
A1CFC370	SIFLA1CFC30700	CFC V7.0 (500)	v7.0
A1CFC970	SIFLA1CFC90700	CFC V7.0 (3000)	v7.0
A1CFCD70	SIFLA1CFCD0700	CFC V7.0 (5000)	v7.0
A1CFCM70	SIFLA1CFCM0700	CFC V7.0 Simotion	v7.0
A1CFCN70	SIFLA1CFCN0700	CFC V7.0 Sinamics	v7.0
A1CFCS70	SIFLA1CFCS0700	CFC V7.0 STEP 7 Option	v7.0
A1CFC571	SIFLA1CFC50701	CFC V7.1 (1000)	v7.1
A1CFC771	SIFLA1CFC70701	CFC V7.1 (2000)	v7.1
A1CFC171	SIFLA1CFC10701	CFC V7.1 (250)	v7.1

A1CFC371	SIFLA1CFC30701	CFC V7.1 (500)	v7.1
A1CFC971	SIFLA1CFC90701	CFC V7.1 (3000)	v7.1
A1CFCD71	SIFLA1CFCD0701	CFC V7.1 (5000)	v7.1
A1CFCM71	SIFLA1CFCM0701	CFC V7.1 Simotion	v7.1
A1CFCN71	SIFLA1CFCN0701	CFC V7.1 Sinamics	v7.1
A1CFCS71	SIFLA1CFCS0701	CFC V7.1 STEP 7 Option	v7.1
A1COMP30		Computing V3.x	v3.0
A1DSYS61		D7-SYS v6.1	v6.1
A1DSYS62	SIFLA1DSYS0602	D7-SYS v6.2	v6.2
A1DSYS70	SIFLA1DSYS0700	D7-SYS v7.0	v7.0
A1DSYS71	SIFLA1DSYS0701	D7-SYS v7.1	v7.1
A5ADS150		Data Management Server V5	v5.0
A5ADC150		Data Management Single User V5	v5.0
SS7DOS70	SIFLSS7DOS0700	Device Drivers S7DOS	v7.0
A1DOCP03		DOCPRO V3.x	v3.x
A1DOCP51	SIFLA1DOCP0501	DOCPRO V5.1	v5.1
A1DOCP54	SIFLA1DOCP0504	DOCPRO v5.4	v5.4
A1DOCP05		DOCPRO V5.x	v5.x
A9SOLD90		DP/OLE-Manager/Windows	v9.0
A9SD52N0		DP-5412/Windows NT	vN.0
A1DRVB51		Driver Blocks V5.1	v5.1
A1DRVB52		Driver Blocks V5.2	v5.2
A1DRVB53		Driver Blocks V5.3	v5.3
A1DRVB54		Driver Blocks V5.4	v5.4
A9SODXN0		DX OPC-Server V6.3	vN.0
A1ESIG10		Electronic Signature	v1.0
A1ESIG12	SIFLA1ESIG0102	Electronic Signature 1.2	v1.2
A1ESIG13	SIFLA1ESIG0103	Electronic Signature 1.3	v1.3
A9FCBA50		FuzzyControl++ Base	v5.0
A9FCCF50		FuzzyControl++ CFC	v5.0
A9FCIE50		FuzzyControl++ Industrial Ethernet	v5.0
A9FCPB50		FuzzyControl++ PROFIBUS	v5.0

A1581A03		GRAPH 5/II V6.x	v3.x
A1G5II70		GRAPH 5/II V7.x	v7.0
ICLIH761	SIFLICLIH70601	Historian Standard Client (25)	v6.1
ICLIH763	SIFLICLIH70603	Historian Standard Client (25)	v6.3
A1HCTR10		HMI Control VS720 V1.0	v1.0
A1IEA_61	SIFLA1IEA_0601	IEA PCS 7 6.1	v6.1
A1IEA_70	SIFLA1IEA_0700	IEA PCS 7 7.0	v7.0
A1IEA_71	SIFLA1IEA_0701	IEA PCS 7 7.1	v7.1
A1IEA_60		IEA PCS 7 6.0	v6.0
A1IMAP20		iMap	v2.0
A1IMAP30	SIFLA1IMAP0300	iMap	v3.0
A9SCBAN0		Ind. Ethernet PN CBA OPC-Server V6.3	vN.0
A6ICON10		IP-Connect @PCS7 IP21Feeder	v1.0
A6TAGC10		IP-Connect @PCS7 TagConvert	v1.0
ICRE0461	SIFLICRE040601	IT 200000 Credits	v6.1
ICRE0463	SIFLICRE040603	IT 200000 Credits	v6.3
ICFR0061	SIFLICFR000601	IT 21cfr11	v6.1
ICFR0063	SIFLICFR000603	IT 21cfr11	v6.3
IAMG0661	SIFLIAMG060601	IT Alarm Manager (30000)	v6.1
IAMG0663	SIFLIAMG060603	IT Alarm Manager (30000)	v6.3
IAMD0061	SIFLIAMD000601	IT Alarm Manager Display	v6.1
IAMD0063	SIFLIAMD000603	IT Alarm Manager Display	v6.3
IFNDP061	SIFLIFNDP00601	IT Backup Foundation for Production Suite	v6.1
IFNDP063	SIFLIFNDP00603	IT Backup Foundation for Production Suite	v6.3
ICBE0061	SIFLICBE000601	IT CAB Engineering	v6.1
ICBE0063	SIFLICBE000603	IT CAB Engineering	v6.3
ICSV0061	SIFLICSV000601	IT Compliance Services	v6.1
ICSV0063	SIFLICSV000603	IT Compliance Services	v6.3
IDIS0061	SIFLIDIS000601	IT Data Integration Service	v6.1
IDIS0063	SIFLIDIS000603	IT Data Integration Service	v6.3
IDR10061	SIFLIDR1000601	IT Driver 3964R	v6.1
IDR10063	SIFLIDR1000603	IT Driver 3964R	v6.3

IDR20061	SIFLIDR2000601	IT Driver Modbus RTU	v6.1
IDR20063	SIFLIDR2000603	IT Driver Modbus RTU	v6.3
IDR30061	SIFLIDR3000601	IT Driver OPC Client	v6.1
IDR30063	SIFLIDR3000603	IT Driver OPC Client	v6.3
IXLS0061	SIFLIXLS000601	IT Excel Add-in	v6.1
IXLS0063	SIFLIXLS000603	IT Excel Add-in	v6.3
IGUD0061	SIFLIGUD000601	IT GUI Development	v6.1
IGUD0063	SIFLIGUD000603	IT GUI Development	v6.3
IGUR0061	SIFLIGUR000601	IT GUI Run-Time	v6.1
IGUR0063	SIFLIGUR000603	IT GUI Run-Time	v6.3
IHDD0061	SIFLIHDD000601	IT Historian Data Display	v6.1
IHDD0063	SIFLIHDD000603	IT Historian Data Display	v6.3
IHBU0061	SIFLIHBU000601	IT Hot Backup for Process Tags	v6.1
IHBU0063	SIFLIHBU000603	IT Hot Backup for Process Tags	v6.3
IIMC0061	SIFLIIMC000601	IT IMC	v6.1
IIMC0063	SIFLIIMC000603	IT IMC	v6.3
IISSI361	SIFLIISSI30601	IT Interspec Advanced Server	v6.1
IISSI363	SIFLIISSI30603	IT Interspec Advanced Server	v6.3
IISCI761	SIFLIISCI70601	IT Interspec Client (25)	v6.1
IISCI763	SIFLIISCI70603	IT Interspec Client (25)	v6.3
IISSI061	SIFLIISSI00601	IT Interspec Standard Server	v6.1
IISSI063	SIFLIISSI00603	IT Interspec Standard Server	v6.3
IMAM0061	SIFLIMAM000601	IT Material Manager	v6.1
IMAM0063	SIFLIMAM000603	IT Material Manager	v6.3
IMMQ0061	SIFLIIMMQ000601	IT Microsoft Message Queue Connector	v6.1
IMMQ0063	SIFLIIMMQ000603	IT Microsoft Message Queue Connector	v6.3
IMQS0061	SIFLIMQS000601	IT MQ Series Connector	v6.1
IMQS0063	SIFLIMQS000603	IT MQ Series Connector	v6.3
IOEE0061	SIFLIOEE000601	IT OEE/DTM	v6.1
IOEE0063	SIFLIOEE000603	IT OEE/DTM	v6.3
IOEE0861	SIFLIOEE080601	IT OEE/DTM (800)	v6.1
IOEE8061	SIFLIOEE800601	IT OEE/DTM (800)	v6.1

IOEE0863	SIFLIOEE080603	IT OEE/DTM (800)	v6.3
IOEE8063	SIFLIOEE800603	IT OEE/DTM (800)	v6.3
IODS0061	SIFLIODS000601	IT On Line Debugging Support	v6.1
IODS0063	SIFLIODS000603	IT On Line Debugging Support	v6.3
IPDE0061	SIFLIPDE000601	IT PDE	v6.1
IPDE0063	SIFLIPDE000603	IT PDE	v6.3
IPRM0061	SIFLIPRM000601	IT Personnel Manager	v6.1
IPRM0063	SIFLIPRM000603	IT Personnel Manager	v6.3
IPDA0661	SIFLIPDA060601	IT Plant Data Archive (10000)	v6.1
IPDA0663	SIFLIPDA060603	IT Plant Data Archive (10000)	v6.3
IPPA0661	SIFLIPPA060601	IT Plant Performance Analyzer (30000)	v6.1
IPPA0663	SIFLIPPA060603	IT Plant Performance Analyzer (30000)	v6.3
IDFM0061	SIFLIDFM000601	IT Product Definition Manager	v6.1
IDFM0063	SIFLIDFM000603	IT Product Definition Manager	v6.3
IPMS0861	SIFLIPMS080601	IT Production Modeler (800)	v6.1
IPMS0863	SIFLIPMS080603	IT Production Modeler (800)	v6.3
IPMT0061	SIFLIPMT000601	IT Production Modeler Engineering Client (4)	v6.1
IPMT0063	SIFLIPMT000603	IT Production Modeler Engineering Client (4)	v6.3
IPOM0061	SIFLIPOM000601	IT Production Orders Manager	v6.1
IPOM0063	SIFLIPOM000603	IT Production Orders Manager	v6.3
ICLIP761	SIFLICLIP70601	IT Production Suite Client (25)	v6.1
ICLIP763	SIFLICLIP70603	IT Production Suite Client (25)	v6.3
IRDE0061	SIFLIRDE000601	IT Real Time Data Engine	v6.1
IRDE0063	SIFLIRDE000603	IT Real Time Data Engine	v6.3
IDEM0061	SIFLIDEM000601	IT Real Time Data Engine Manager	v6.1
IDEM0063	SIFLIDEM000603	IT Real Time Data Engine Manager	v6.3
IRDS0061	SIFLIRDS000601	IT Real Time Data Server	v6.1
IRDS0063	SIFLIRDS000603	IT Real Time Data Server	v6.3
IRMC0261	SIFLIRMC020601	IT Report Manager 25 concurrent client	v6.1
IRMC0263	SIFLIRMC020603	IT Report Manager 25 concurrent client	v6.3
IRMSR061	SIFLIRMSR000601	IT Report Manager Server	v6.1
IRMSR063	SIFLIRMSR000603	IT Report Manager Server	v6.3

IDOC0061	SIFLIDOC000601	IT SAP Connector iDOC	v6.1
IDOC0063	SIFLIDOC000603	IT SAP Connector iDOC	v6.3
ISFC0061	SIFLISFC000601	IT SAP Connector sRFC	v6.1
ISFC0063	SIFLISFC000603	IT SAP Connector sRFC	v6.3
ITFC0061	SIFLITFC000601	IT SAP Connector tRFC	v6.1
ITFC0063	SIFLITFC000603	IT SAP Connector tRFC	v6.3
ISQMS0061	SIFLISQMS00601	IT SAP QM Interface	v6.1
ISQMS0063	SIFLISQMS00603	IT SAP QM Interface	v6.3
ISCM0061	SIFLISCM000601	IT Scanner Manager (100)	v6.1
ISCM0063	SIFLISCM000603	IT Scanner Manager (100)	v6.3
ISVCH061	SIFLISVCH00601	IT Services for Historian Standard	v6.1
ISVCH063	SIFLISVCH00603	IT Services for Historian Standard	v6.3
ISVCP061	SIFLISVCP00601	IT Services for Production Suite	v6.1
ISVCP063	SIFLISVCP00603	IT Services for Production Suite	v6.3
IULSU661	SIFLIULSU60601	IT Unilab Advanced Server	v6.1
IULSU663	SIFLIULSU60603	IT Unilab Advanced Server	v6.3
IULCU761	SIFLIULCU70601	IT Unilab Client (25)	v6.1
IULCU763	SIFLIULCU70603	IT Unilab Client (25)	v6.3
IUPPU061	SIFLIUPPU00601	IT Unilab Pocket PC	v6.1
IUPPU063	SIFLIUPPU00603	IT Unilab Pocket PC	v6.3
IULSU361	SIFLIULSU30601	IT Unilab Standard Server	v6.1
IULSU363	SIFLIULSU30603	IT Unilab Standard Server	v6.3
IUUCU061	SIFLIUUCU00601	IT Unilab Uniconnect	v6.1
IUUCU063	SIFLIUUCU00603	IT Unilab Uniconnect	v6.3

A1ADMT10		Logon - Admin Tool	v1.0
A1ADMT12	SIFLA1ADMT0102	Logon - Admin Tool 1.2	v1.2
A1ADMT13	SIFLA1ADMT0103	Logon - Admin Tool 1.3	v1.3
A1ADMT14	SIFLA1ADMT0104	Logon - Admin Tool 1.4	v1.4
A1LOGS10		Logon - Logon Service	v1.0
A1LOGS12	SIFLA1LOGS0102	Logon - Logon Service 1.2	v1.2
A1LOGS13	SIFLA1LOGS0103	Logon - Logon Service 1.3	v1.3
A1LOGS14	SIFLA1LOGS0104	Logon - Logon Service 1.4	v1.4

A1S7M703		M7-ProC/C++ V3.x	v3.x
MAINES70	SIFLMAINES0700	Maintenance ES V7.0	v7.0
MAINES71	SIFLMAINES0701	Maintenance ES V7.1	v7.1
YMAINR71	SIFCYMAINR07001	Maintenance RT V7.0 (10)	v7.0
YMAINR74	SIFCYMAINR07004	Maintenance RT V7.0 (100)	v7.0
YMAINR77	SIFCYMAINR07007	Maintenance RT V7.0 (1000)	v7.0
YMAINR75	SIFCYMAINR07005	Maintenance RT V7.0 (250)	v7.0
YMAINR76	SIFCYMAINR07006	Maintenance RT V7.0 (500)	v7.0
YMAINR70	SIFLYMAINR0700	Maintenance RT V7.0 (unlimited)	v7.0
YMAINR71	SIFCYMAINR07011	Maintenance RT V7.1 (10)	v7.1
YMAINR74	SIFCYMAINR07014	Maintenance RT V7.1 (100)	v7.1
YMAINR77	SIFCYMAINR07017	Maintenance RT V7.1 (1000)	v7.1
YMAINR70	SIFLYMAINR0701	Maintenance RT V7.1 (unlimited)	v7.1
SMSRT2020	SIFLSMSRT20200	Maintenance Station 2009 Runtime	v2.0
SMSRT1020	SIFLSMSRT10200	Maintenance Station 2009 Runtime	v2.0
YSMSR020	SIFCYMSR002000	Maintenance Station 2009 Runtime (100)	v2.0
YSMSR020	SIFCYMSR002003	Maintenance Station 2009 Runtime (1000)	v2.0
YSMSR020	SIFCYMSR002002	Maintenance Station 2009 Runtime (500)	v2.0
YSMSR070	SIFLYMSR00700	Maintenance Station Runtime	v7.0
A1MCOU30		MicroComputing 1.0 (unlimited)	v3.0
A1MCOL30		MicroComputing 3.0 (limited)	v3.0
A1MOPC30		MicroOPC 3.0	v3.0
A1730151	SIFLA173010501	Modular PID Control 5.1	v5.1
A1730105		Modular PID Control 5.x	v5.x
MSSESB11	SIFLMSSESB0101	Modular Safety System ES 2008 Basic	v1.1
MSSESS10	SIFLMSSESS0100	Modular Safety System ES 2008 Standard	v1.0
MSSESS11	SIFLMSSESS0101	Modular Safety System ES 2008 Standard	v1.1
MSSEST10	SIFLMSSEST0100	Modular Safety System ES 2008 Standard Trial	v1.0
MSTESB40	SIFLMSTESB0400	Motor Starter ES 2007 Basic	v4.0
MSTESP40	SIFLMSTESP0400	Motor Starter ES 2007 Premium	v4.0
MSTESS40	SIFLMSTESS0400	Motor Starter ES 2007 Standard	v4.0
A9SNEM90	SIFLA0SNEM0601	NET BCE/Windows 2000	v6.1

NOPCDX64	SIFLNOPCDX0604	NET DX OPC-Server	v6.4
NOPCDX70	SIFLNOPCDX0700	NET DX OPC-Server	v7.0
NOPCDX71	SIFLNOPCDX0701	NET DX OPC-Server	v7.1
A9SNEX90		NET IE SOFTNET-S7	v9.0
A9SNEL90		NET IE SOFTNET-S7 Lean	v9.0
A9SSSCN0		NET Ind. Ethernet SOFTNET-Security Client V1.0	vN.0
NOPCCB64	SIFLNOPCCB0604	NET Industrial Ethernet PN CBA OPC-Server	v6.4
NOPCCB70	SIFLNOPCCB0700	NET Industrial Ethernet PN CBA OPC-Server	v7.0
NOPCCB71	SIFLNOPCCB0701	NET Industrial Ethernet PN CBA OPC-Server	v7.1
NHIES764	SIFLNHIES70604	NET Industrial Ethernet S7-1613	v6.4
NHIES770	SIFLNHIES70700	NET Industrial Ethernet S7-1613	v7.0
NHIES771	SIFLNHIES70701	NET Industrial Ethernet S7-1613	v7.1
NIERCN64	SIFLNIERCN0604	NET Industrial Ethernet S7-REDCONNECT	v6.4
NIERCN70	SIFLNIERCN0700	NET Industrial Ethernet S7-REDCONNECT	v7.0
NIERCN71	SIFLNIERCN0701	NET Industrial Ethernet S7-REDCONNECT	v7.1
NSIEPN64	SIFLNSIEPN0604	NET Industrial Ethernet SOFTNET PN IO	v6.4
NSIEPN70	SIFLNSIEPN0700	NET Industrial Ethernet SOFTNET PN IO	v7.0
NSIEPN71	SIFLNSIEPN0701	NET Industrial Ethernet SOFTNET PN IO	v7.1
NSIEPG64	SIFLNSIEPG0604	NET Industrial Ethernet SOFTNET-S7 Basis	v6.4
NSIEPG70	SIFLNSIEPG0700	NET Industrial Ethernet SOFTNET-S7 Basis	v7.0
NSIEPG71	SIFLNSIEPG0701	NET Industrial Ethernet SOFTNET-S7 Basis	v7.1
NSIESL64	SIFLNSIESL0604	NET Industrial Ethernet SOFTNET-S7 Lean	v6.4
NSIESL70	SIFLNSIESL0700	NET Industrial Ethernet SOFTNET-S7 Lean	v7.0
NSIESL71	SIFLNSIESL0701	NET Industrial Ethernet SOFTNET-S7 Lean	v7.1
NSIESE64	SIFLNSIESE0604	NET Industrial Ethernet SOFTNET-S7 Power Pack	v6.4
NSIESE70	SIFLNSIESE0700	NET Industrial Ethernet SOFTNET-S7 Power Pack	v7.0
NSIESE71	SIFLNSIESE0701	NET Industrial Ethernet SOFTNET-S7 Power Pack	v7.1
A9SS1390	SIFLA0SS130601	NET Industrial Ethernet-S7	v6.1
A9SOPCN0		NET OPC-Server-DP	vN.0
A9SOP7N0		NET OPC-Server-S7	vN.0
A9SNMPN0		NET OPC-Server-S7 Basis	vN.0
A9SNMXN0	SIFLA0SNMX0601	NET OPC-Server-S7 Extended	v6.1

A9SNMUN0		NET OPC-Server-S7 PowerPack V6.3	vN.0
A9SF5290		NET PG-5412	v9.0
NHPBDP64	SIFLNHPBDP0604	NET PROFIBUS DP-5613	v6.4
NHPBDP70	SIFLNHPBDP0700	NET PROFIBUS DP-5613	v7.0
NHPBDP71	SIFLNHPBDP0701	NET PROFIBUS DP-5613	v7.1
NHPBFM64	SIFLNHPBFM0604	NET PROFIBUS FMS-5613	v6.4
NHPBFM70	SIFLNHPBFM0700	NET PROFIBUS FMS-5613	v7.0
NHPBFM71	SIFLNHPBFM0701	NET PROFIBUS FMS-5613	v7.1
NHPBS764	SIFLNHPBS70604	NET PROFIBUS S7-5613	v6.4
NHPBS770	SIFLNHPBS70700	NET PROFIBUS S7-5613	v7.0
NHPBS771	SIFLNHPBS70701	NET PROFIBUS S7-5613	v7.1
NSPBDP64	SIFLNSPBDP0604	NET PROFIBUS SOFTNET-DP	v6.4
NSPBDP70	SIFLNSPBDP0700	NET PROFIBUS SOFTNET-DP	v7.0
NSPBDP71	SIFLNSPBDP0701	NET PROFIBUS SOFTNET-DP	v7.1
NSPBDS64	SIFLNSPBDS0604	NET PROFIBUS SOFTNET-DP Slave	v6.4
NSPBDS70	SIFLNSPBDS0700	NET PROFIBUS SOFTNET-DP Slave	v7.0
NSPBDS71	SIFLNSPBDS0701	NET PROFIBUS SOFTNET-DP Slave	v7.1
NSPBS764	SIFLNSPBS70604	NET PROFIBUS SOFTNET-S7	v6.4
NSPBS770	SIFLNSPBS70700	NET PROFIBUS SOFTNET-S7	v7.0
NSPBS771	SIFLNSPBS70701	NET PROFIBUS SOFTNET-S7	v7.1
NSIEL771	SIFLSNSIEL0701	NET PROFIBUS SOFTNET-S7	v7.1
A9SD5290		NET PROFIBUS-DP	v9.0
A9SP5290		NET PROFIBUS-PG	v9.0
A9SS5290		NET PROFIBUS-S7	v9.0
A9SHLA90	SIFLA0SHLA0601	NET S7-REDCONNECT	v6.1
A0SHLA61	SIFLA0SHLA0601	NET S7-REDCONNECT	v6.1
SNSIEL10	SIFLSNSIEL0100	NET SINEMA E Lean 2006	v1.0
SNSIES10	SIFLSNSIES0100	NET SINEMA E Standard 2006	v1.0
NOPCSB64	SIFLNOPCSB0604	NET SNMP-OPC-Server Basic	v6.4
NOPCSB70	SIFLNOPCSB0700	NET SNMP-OPC-Server Basic	v7.0
NOPCSB71	SIFLNOPCSB0701	NET SNMP-OPC-Server Basic	v7.1
NOPCSE64	SIFLNOPCSE0604	NET SNMP-OPC-Server Power Pack	v6.4

NOPCSE70	SIFLNOPCSE0700	NET SNMP-OPC-Server Power Pack	v7.0
NOPCSE71	SIFLNOPCSE0701	NET SNMP-OPC-Server Power Pack	v7.1
A9SDPS90		NET SOFTNET DP Slave	v9.0
A9SNEP90		NET SOFTNET IE PG	v9.0
A1S7NP02		NetPro V2.1	v2.x
A1S7NP60		NetPro V6.0	v6.0
A1ODCE10		OPC Data Ctrl enterp. V1.0	v1.0
A1ODCP10		OPC Data Ctrl prof. V1.0	v1.0
A9WOP361	SIFLA9WOP30601	OpenPCS 7 Station / WinCC	v6.1
A9WOP362	SIFLA9WOP30602	OpenPCS 7 Station / WinCC	v6.2
A9WOP370	SIFLA9WOP30700	OpenPCS 7 Station / WinCC	v7.0
P7WSV161	SIFLP7WSV10601	PCS 7 - Web Server (3)	v6.1
P7WSV170	SIFLP7WSV10700	PCS 7 - Web Server (3)	v7.0
P7WSV171	SIFLP7WSV10701	PCS 7 - Web Server (3)	v7.1
P7WSV261	SIFLP7WSV20601	PCS 7 - Web Server 10 clients	v6.1
P7WSV270	SIFLP7WSV20700	PCS 7 - Web Server 10 clients	v7.0
P7WSV271	SIFLP7WSV20701	PCS 7 - Web Server 10 clients	v7.1
P7WSV361	SIFLP7WSV30601	PCS 7 - Web Server 25 clients	v6.1
P7WSV370	SIFLP7WSV30700	PCS 7 - Web Server 25 clients	v7.0
P7WSV371	SIFLP7WSV30701	PCS 7 - Web Server 25 clients	v7.1
P7WSV461	SIFLP7WSV40601	PCS 7 - Web Server 50 clients	v6.1
P7WSV470	SIFLP7WSV40700	PCS 7 - Web Server 50 clients	v7.0
P7WSV471	SIFLP7WSV40701	PCS 7 - Web Server 50 clients	v7.1
A1PCS704		PCS 7 R3i-PI	v4.x
PCS7T271	SIFLPCS7T20701	PCS 7 WinCC	v7.1
PCS7TT61	SIFLPCS7TT0601	PCS7 6.1 SP1 RC 150K PTg 512 ATg	v6.1
PCS7TT70	SIFLPCS7TT0700	PCS7 7.0 RC 150K PTg 512 ATg	v7.0
PCS7TT71	SIFLPCS7TT0701	PCS7 7.1 RC 150K PTg 512 ATg	v7.1
ZASRPX70	SIFPZASRPX07001	PCS7 AS RT PO 100	v7.0
YASRPX70	SIFCYASRPX07001	PCS7 AS RT PO 100	v7.0
ZASRPX70	SIFPZASRPX07005	PCS7 AS RT PO 1000	v7.0
YASRPX70	SIFCYASRPX07005	PCS7 AS RT PO 1000	v7.0

ZASRPX70	SIFPZASRPX0700A	PCS7 AS RT PO 10000	v7.0
YASRPX70	SIFCYASRPX0700A	PCS7 AS RT PO 10000	v7.0
ZASRPX70	SIFLZASRPX0700	PCS7 AS RT PO 10000	v7.0
ZASRPX70	SIFPZASRPX07006	PCS7 AS RT PO 2000	v7.0
YASRPX70	SIFCYASRPX07006	PCS7 AS RT PO 2000	v7.0
ZASRPX70	SIFPZASRPX07002	PCS7 AS RT PO 250	v7.0
YASRPX70	SIFCYASRPX07002	PCS7 AS RT PO 250	v7.0
ZASRPX70	SIFPZASRPX07007	PCS7 AS RT PO 3000	v7.0
YASRPX70	SIFCYASRPX07007	PCS7 AS RT PO 3000	v7.0
ZASRPX70	SIFPZASRPX07003	PCS7 AS RT PO 500	v7.0
YASRPX70	SIFCYASRPX07003	PCS7 AS RT PO 500	v7.0
ZASRPX70	SIFPZASRPX07008	PCS7 AS RT PO 5000	v7.0
YASRPX70	SIFCYASRPX07008	PCS7 AS RT PO 5000	v7.0
ZASRPX70	SIFPZASRPX07004	PCS7 AS RT PO 750	v7.0
YASRPX70	SIFCYASRPX07004	PCS7 AS RT PO 750	v7.0
ZASRPX70	SIFPZASRPX07009	PCS7 AS RT PO 8500	v7.0
YASRPX70	SIFCYASRPX07009	PCS7 AS RT PO 8500	v7.0
A1PIDT51		PCS7 PID-Tuner V5.1	v5.1
A1PIDT61	SIFLA1PIDT0601	PCS7 PID-Tuner V6.1	v6.1
A1PIDT70	SIFLA1PIDT0700	PCS7 PID-Tuner V7.0	v7.0
A7T2CS50		PCS7/TM AS220	v5.0
A7TACS50		PCS7/TM AS220/23x	v5.0
A7TMCS50		PCS7/TM AS23x	v5.0
A7TMFP50		PCS7/TM Faceplates	v5.0
A1SFC_04		PCS7-Engineering Options V4.x	v4.x
A3SPBE01		PDM Basis Evaluation	v1.x
A3SPBE60	SIFLA3SPBE0600	PDM Basis Evaluation v6.0	v6.0
A3SPBI01		PDM Basis Integrated	v1.x
A3SPBI60	SIFLA3SPBI0600	PDM Basis Integrated v6.0	v6.0
A3SPBS04		PDM Basis Software V5.2	v4.x
A3SPBS60	SIFLA3SPBS0600	PDM Basis Software V6.0	v6.0
A3SPBS01		PDM Basis Standalone	v1.x

A3SPBS02		PDM Basis Standalone V5	v2.x
A3SPBS03		PDM Basis Standalone V5.1	v3.x
A3SPD101		PDM Diagnosis	v1.x
A3SPD160	SIFLA3SPD10600	PDM Diagnosis	v6.0
A3SPHB01		PDM ET200 HART	v1.x
A3SPHB60	SIFLA3SPHB0600	PDM ET200 HART	v6.0
A3SPHM01		PDM HART Modem	v1.x
A3SPHM60	SIFLA3SPHM0600	PDM HART Modem	v6.0
A3SPHX01		PDM HART Mux	v1.x
A3SPHX60	SIFLA3SPHX0600	PDM HART Mux	v6.0
A3SPT101		PDM max. 128 Tags	v1.x
A3SPT160	SIFLA3SPT10600	PDM max. 128 Tags	v6.0
A3SPT801		PDM max. 16384 Tags	v1.x
A3SPT601		PDM max. 4096 Tags	v1.x
A3SPT301		PDM max. 512 Tags	v1.x
A3SPT360	SIFLA3SPT30600	PDM max. 512 Tags	v6.0
A3SPT701		PDM max. 8192 Tags	v1.x
A3SPDP01		PDM Profibus DP/PA	v1.x
A3SPDP60	SIFLA3SPDP0600	PDM Profibus DP/PA	v6.0
A3SPIE01		PDM Routing	v1.x
A3SPSP60	SIFLA3SPSP0600	PDM Routing	v6.0
A3SPIE60	SIFLA3SPIE0600	PDM Routing	v6.0
A3SPR201		PDM RS 232	v1.x
A3SPR260	SIFLA3SPR20600	PDM RS 232	v6.0
A3SPR401		PDM RS 485	v1.x
A3SPR460	SIFLA3SPR40600	PDM RS 485	v6.0
A3SPT901		PDM Tag Count unlimited	v1.x
A3SPT960	SIFLA3SPT90600	PDM Tag Count unlimited	v6.0
A3SPT401		PDM up to 1024 TAGs	v1.x
A3SPT460	SIFLA3SPT40600	PDM up to 1024 TAGs	v6.0
A3SPT860	SIFLA3SPT80600	PDM up to 16384 TAGs	v6.0
A3SPT501		PDM up to 2048 TAGs	v1.x

A3SPT560	SIFLA3SPT50600	PDM up to 2048 TAGs	v6.0
A3SPT660	SIFLA3SPT60600	PDM up to 4096 TAGs	v6.0
A3SPT760	SIFLA3SPT70600	PDM up to 8192 TAGs	v6.0
IPDA0361	SIFLIPDA030601	Plant Data Archive (1500)	v6.1
IPDA0363	SIFLIPDA030603	Plant Data Archive (1500)	v6.3
IPPA0061	SIFLIPPA000601	Plant Performance Analyzer (1500)	v6.1
IPPA0063	SIFLIPPA000603	Plant Performance Analyzer (1500)	v6.3
SRCG10020	SIFLSRCG100200	powercontrol > 10 Clients	v2.0
SRCG10021	SIFLSRCG100201	powercontrol > 10 Clients	v2.1
SRMAAD20	SIFLSRMAAD0200	powercontrol Advanced Version	v2.0
SRMAAD21	SIFLSRMAAD0201	powercontrol Advanced Version	v2.1
SRMALE20	SIFLSRMALE0200	powercontrol Lean Version	v2.0
SRMALE21	SIFLSRMALE0201	powercontrol Lean Version	v2.1
SRC01020	SIFLSRC0100200	powercontrol max. 10 Clients	v2.0
SRC01021	SIFLSRC0100201	powercontrol max. 10 Clients	v2.1
SRC00320	SIFLSRC0030200	powercontrol max. 3 Clients	v2.0
SRC00321	SIFLSRC0030201	powercontrol max. 3 Clients	v2.1
SRMAST20	SIFLSRMAST0200	powercontrol Standard Version	v2.0
SRMAST21	SIFLSRMAST0201	powercontrol Standard Version	v2.1
SRMATR20	SIFLSRMATR0200	powercontrol Trial Version	v2.0
SRMATR21	SIFLSRMATR0201	powercontrol Trial Version	v2.1
SRMAUN20	SIFLSRMAUN0200	powercontrol Unlimited Version	v2.0
SRMAUN21	SIFLSRMAUN0201	powercontrol Unlimited Version	v2.1
SPCOST20	SIFLSPCOST0200	powercost	v2.0
SPCOST21	SIFLSPCOST0201	powercost	v2.1
A9PROM50		ProAgent/MP	v5.0
A9PROP50		ProAgent/PC	v5.0
PRODAV60	SIFLPRODAV0600	PRODAVE/MPI V6.0	v6.0
IPMS0361	SIFLIPMS030601	Production Modeler (100)	v6.1
IPMS0363	SIFLIPMS030603	Production Modeler (100)	v6.3
IPMSL361	SIFLIPMSL30601	Production Modeler Lite (100)	v6.1
IPMSL363	SIFLIPMSL30603	Production Modeler Lite (100)	v6.3

ICLIP061	SIFLICLIP00601	Production Suite Client (1)	v6.1
ICLIP063	SIFLICLIP00603	Production Suite Client (1)	v6.3
ICLIP461	SIFLICLIP40601	Production Suite Client (10)	v6.1
ICLIP463	SIFLICLIP40603	Production Suite Client (10)	v6.3
A9PRO150		ProTool/Pro RT 128 Tags	v5.0
A9PRO450		ProTool/Pro RT 2048 Tags	v5.0
A9PRO250		ProTool/Pro RT 256 Tags	v5.0
A9PRO350		ProTool/Pro RT 512 Tags	v5.0
A9PRO550		ProTool/Pro RT 8000 Tags	v5.0
A1PROV10		ProVision V1	v1.0
A1PROV20		ProVision V2	v2.0
A1PRSV20		ProVision V2 C	v2.0
A1PROV21		ProVision V2.1	v2.1
A1PRSV21		ProVision V2.1 C	v2.1
SRFMES10	SIFLSRFMES0100	RF-MANAGER 2007	v1.0
YRFMRT10	SIFCYRFMRT01000	RF-MANAGER 2007 Runtime (1)	v1.0
YRFMRT10	SIFCYRFMRT01003	RF-MANAGER 2007 Runtime (20)	v1.0
YRFMRT10	SIFCYRFMRT01001	RF-MANAGER 2007 Runtime (5)	v1.0
YRFMRT10	SIFCYRFMRT01005	RF-MANAGER 2007 Runtime (50)	v1.0
SRFMES11	SIFLSRFMES0101	RF-MANAGER 2008	v1.1
YRFMRT11	SIFCYRFMRT01010	RF-MANAGER 2008 Runtime (1)	v1.1
YRFMRT11	SIFCYRFMRT01013	RF-MANAGER 2008 Runtime (20)	v1.1
YRFMRT11	SIFCYRFMRT01011	RF-MANAGER 2008 Runtime (5)	v1.1
YRFMRT11	SIFCYRFMRT01015	RF-MANAGER 2008 Runtime (50)	v1.1
A7RCCX61	SIFLA7RCCX0601	Route Control Center	v6.1
A7RCCX70	SIFLA7RCCX0700	Route Control Center	v7.0
A7RCCX71	SIFLA7RCCX0701	Route Control Center	v7.1
A7RCEN61	SIFLA7RCEN0601	Route Control Engineering	v6.1
A7RCEN70	SIFLA7RCEN0700	Route Control Engineering	v7.0
A7RCEN71	SIFLA7RCEN0701	Route Control Engineering	v7.1
A7RCIS70	SIFLA7RCIS0700	Route Control Interface Server	v7.0
A7RCS261	SIFLA7RCS20601	Route Control Server (100)	v6.1

A7RCS270	SIFLA7RCS20700	Route Control Server (100)	v7.0
A7RCS271	SIFLA7RCS20701	Route Control Server (100)	v7.1
A7RCS161	SIFLA7RCS10601	Route Control Server 30 simultaneous	v6.1
A7RCS170	SIFLA7RCS10700	Route Control Server 30 simultaneous	v7.0
A7RCS171	SIFLA7RCS10701	Route Control Server 30 simultaneous	v7.1
A7RCS361	SIFLA7RCS30601	Route Control Server 300 simultaneous	v6.1
A7RCS370	SIFLA7RCS30700	Route Control Server 300 simultaneous	v7.0
A7RCS371	SIFLA7RCS30701	Route Control Server 300 simultaneous	v7.1
A9S5IE60		S5-PMS	v6.0
A1CHAR50		S7 Charts V5.0	v5.0
A1CHAR60		S7 Charts V6.0	v6.0
A1DSAV50		S7 Distributed Safety	v5.0
A1DSAV53	SIFLA1DSAV0503	S7 Distributed Safety v5.3	v5.3
A1DSAV54	SIFLA1DSAV0504	S7 Distributed Safety v5.4	v5.4
A1FSYS53		S7 F Systems V5.3	v5.3
A1FSYS05		S7 F Systems V5.x	v5.x
A1FSYS60	SIFLA1FSYS0600	S7 F Systems V6.0	v6.0
A1731002		S7 Fuzzy Tool V2.x, V4.0	v2.x
A1HSYS52		S7 H Systems V5.2	v5.2
A1HSYS53		S7 H Systems V5.3	v5.3
A1HSYS54		S7 H Systems V5.4	v5.4
A1HSYS05		S7 H Systems V5.x	v5.x
A1730103		S7 Modular PID Tool V3.x, V4.0	v3.x
A1730202		S7 Standard PID Tool V2.x, V4.0	v2.x
A1STD05		S7 Standard PID Tool V5.x	v5.x
A9SSPIN0		S7/SR Ind. Ethernet SOFTNET-S7 V6.3	vN.0
A9SS13N0		S7/SR Ind. Ethernet Windows NT	vN.0
A9SS52N0		S7-5412/Windows NT	vN.0
A1S7GR03		S7-GRAPH V3.x	v3.x
A1S7GR04		S7-GRAPH V4.x	v4.x
A1S7GR51		S7-GRAPH V5.1	v5.1
A1S7GR52		S7-GRAPH V5.2	v5.2

A1S7GR53	SIFLA1S7GR0503	S7-GRAPH V5.3	v5.3
A1S7GR54	SIFLA1S7GR0504	S7-GRAPH V5.4	v5.4
A1S7GR05		S7-GRAPH V5.x	v5.x
A1S7ZG40		S7-HIGRAPH V4.x	v4.0
A1S7ZG52		S7-HIGRAPH V5.2	v5.2
A1S7ZG53	SIFLA1S7ZG0503	S7-HIGRAPH V5.3	v5.3
A1S7ZG54	SIFLA1S7ZG0504	S7-HIGRAPH V5.4	v5.4
A1S7ZG05		S7-HIGRAPH V5.x	v5.x
A1PDIA03		S7-PDIAG V3.x	v3.x
A1PDIA04		S7-PDIAG V4.x	v4.x
A1PDIA51		S7-PDIAG V5.1	v5.1
A1PDIA52		S7-PDIAG V5.2	v5.2
A1PDIA53	SIFLA1PDIA0503	S7-PDIAG V5.3	v5.3
A1PDIA54	SIFLA1PDIA0504	S7-PDIAG V5.4	v5.4
A1PDIA05		S7-PDIAG V5.x	v5.x
A1PLCS01		S7-PLCSIM V1.x	v1.x
A1PLCS03		S7-PLCSIM V3.x	v3.x
A1PLCS04		S7-PLCSIM V4.x	v4.x
A1PLCS51		S7-PLCSIM V5.2	v5.1
A1PLCS53	SIFLA1PLCS0503	S7-PLCSIM V5.3	v5.3
A1PLCS54	SIFLA1PLCS0504	S7-PLCSIM V5.4	v5.4
A1PLCS05		S7-PLCSIM V5.x	v5.x
A1SCL_03		S7-SCL V3.x	v3.x
A1SCL_04		S7-SCL V4.x	v4.x
A1SCL_05		S7-SCL V5.0	v5.x
A1SCL_51		S7-SCL V5.1	v5.1
A1SCL_53	SIFLA1SCL_0503	S7-SCL V5.3	v5.3
A1SCL_54	SIFLA1SCL_0504	S7-SCL V5.4	v5.4
A1SLAB20		S7-Smartlabel V2	v2.0
A1SLAB30	SIFLA1SLAB0300	S7-Smartlabel V3	v3.0
A1VERS05		S7-VersionStore V5.x	v5.x
A1SAFE52		Safety Matrix Editor V5.2	v5.2

A1SAFE60	SIFLA1SAFE0600	Safety Matrix Editor V6.0	v6.0
A1SAFE01	SIFLA1SAFE0601	Safety Matrix Editor v6.1	v6.1
A1SAFE62	SIFLA1SAFE0602	Safety Matrix Editor V6.2	v6.2
A1SAFE70	SIFLA1SAFE0700	Safety Matrix Editor V7.0	v7.0
A1SAFM01	SIFLA1SAFM0601	Safety Matrix Engineering v6.1	v6.1
A1SAFM62	SIFLA1SAFM0602	Safety Matrix Engineering V6.2	v6.2
A1SAFM70	SIFLA1SAFM0700	Safety Matrix Engineering V7.0	v7.0
A1SAFM52		Safety Matrix Tool V5.2	v5.2
A1SAFM60	SIFLA1SAFM0600	Safety Matrix Tool V6.0	v6.0
A1SAFV52		Safety Matrix Viewer V5.2	v5.2
A1SAFV60	SIFLA1SAFV0600	Safety Matrix Viewer V6.0	v6.0
A1SAFV01	SIFLA1SAFV0601	Safety Matrix Viewer v6.1	v6.1
A1SAFV62	SIFLA1SAFV0602	Safety Matrix Viewer V6.2	v6.2
A1SAFV70	SIFLA1SAFV0700	Safety Matrix Viewer V7.0	v7.0
A9SPIE60		SD-PMS Industrial ETHERNET	v6.0
A1SVLB02		SERVICE LAB V2.0/FUL	v2.x
A1SFCT61	SIFLA1SFCT0601	SFC for D7-SYS	v6.1
A1SFCT70	SIFLA1SFCT0700	SFC for TDC	v7.0
A1SFCT71	SIFLA1SFCT0701	SFC for TDC	v7.1
A1SFC_03		SFC V3.x	v3.x
A1SFC_05		SFC V5.0	v5.x
A1SFC_60	SIFLA1SFC_0600	SFC V6.0	v6.0
A1SFC_61	SIFLA1SFC_0601	SFC V6.1	v6.1
A1SFC_70	SIFLA1SFC_0700	SFC V7.0	v7.0
A1SFC_71	SIFLA1SFC_0701	SFC V7.1	v7.1
A1SFCV03		SFC VISUAL V3	v3.x
A1SFCV04		SFC VISUAL V4	v4.x
A1SFCV05		SFC-Visualization V5.0	v5.x
A1SFCV60	SIFLA1SFCV0600	SFC-Visualization V6.0	v6.0
A1SFCV61	SIFLA1SFCV0601	SFC-Visualization V6.1	v6.1
A1SFCV70	SIFLA1SFCV0700	SFC-Visualization V7.0	v7.0
A1SFCV71	SIFLA1SFCV0701	SFC-Visualization V7.1	v7.1

SDM53001		SICAM Diamond Base V2.x	v1.x
SDM53002		SICAM Diamond for PAS V5.1	v2.x
SDM53003		SICAM Diamond for SLD V1.x	v3.x
ESRC0001		SICAM PAS CC Config. V5.x	v1.x
ESNR0001		SICAM PAS CC Runtime V5.x	v1.x
ESP53001		SICAM plusTOOLS for eRTU	v1.x
ESVP0001		SICAM Valpro/Recpro V5.x	v1.x

SCOESB20	SIFLSCOESB0200	SIMOCODE ES 2007 Basic	v2.0
SCOESP20	SIFLSCOESP0200	SIMOCODE ES 2007 Premium	v2.0
SCOEST20	SIFLSCOEST0200	SIMOCODE ES 2007 Premium Trial	v2.0
SCOESS20	SIFLSCOESS0200	SIMOCODE ES 2007 Standard	v2.0
A2CAMT20		SIMOTION CamTool V2.0	v2.0
A2CAMT21		SIMOTION CamTool V2.1	v2.1
A2CAMT22	SIFLA2CAMT0202	SIMOTION CamTool v2.2	v2.2
A2CAMT30	SIFLA2CAMT0300	SIMOTION CamTool v3.0	v3.0
A2SCOU20		SIMOTION Scout V2.0	v2.0
A2SCOU30		SIMOTION Scout V3.0	v3.0
A2SCOU31		SIMOTION Scout V3.1	v3.1
A2SCOU32	SIFLA2SCOU0302	SIMOTION Scout V3.2	v3.2
A2SCOU40	SIFLA2SCOU0400	SIMOTION Scout V4.0	v4.0
A2SCOU41	SIFLA2SCOU0401	SIMOTION Scout V4.1	v4.1
A2SCOU42	SIFLA2SCOU0402	SIMOTION Scout V4.2	v4.2
A9SC7E93		SIN/NCMS7 - Ind. Ethernet V4.x WINDOWS NT	v9.3
A9SC7P93		SIN/NCMS7 - PROFIBUS V4.x WINDOWS NT	v9.3
A9SCC6N0		SINAUT SW ST7CC S	vN.0
A9SSC6N0		SINAUT SW ST7SC S	vN.0
SINUTR63	SIFLSINUTR0603	SINUMERIK SinuTrain	v6.3
SINUTR73	SIFLSINUTR0703	SINUMERIK SinuTrain	v7.3
SINUTT63	SIFLSINUTT0603	SINUMERIK SinuTrain Trial	v6.3
A3SI0001		SIPROM	v1.x
A3SI0002		SIPROM	v2.x
SSTESB20	SIFLSSTESB0200	Soft Starter ES 2007 Basic	v2.0

SSTESP20	SIFLSSTESP0200	Soft Starter ES 2007 Premium	v2.0
SSTEST20	SIFLSSTEST0200	Soft Starter ES 2007 Premium Trial	v2.0
SSTESS20	SIFLSSTESS0200	Soft Starter ES 2007 Standard	v2.0
A1STD52	SIFLA1STD502	Standard PID Control Tool V5.2	v5.2
A1S5BP70		STEP 5/ST BASIS V7.0	v7.0
S7BASC105	SIFLS7BASC1005	STEP 7 Basic v10.5	v10.5
A1K70010		STEP 7 Lite V1.0	v1.0
A1K70020		STEP 7 Lite V2.0	v2.0
A1K70030	SIFLA1K7000300	STEP 7 Lite V3.0	v3.0
WCFEA110	SIFLA1S7PL1000	STEP 7 Professional	v10.0
S7PROF53	SIFLS7PROF0503	STEP 7 V5.3 Professional	v5.3
S7PROF54	SIFLS7PROF0504	STEP 7 V5.4 Professional	v5.4
S7PROF55	SIFLS7PROF0505	STEP 7 V5.5 Professional	v5.5
A1710402		STEP 7-BASIS V2.x	v2.x
A1710403		STEP 7-BASIS V3.x	v3.x
A1710404		STEP 7-BASIS V4.x	v4.x
A1710405		STEP 7-BASIS V5.0	v5.x
A1710451		STEP 7-BASIS V5.1	v5.1
A1710452		STEP 7-BASIS V5.2	v5.2
A1710453	SIFLA171040503	STEP 7-BASIS V5.3	v5.3
A1710454	SIFLA171040504	STEP 7-BASIS V5.4	v5.4
A1710455	SIFLA171040505	STEP 7-BASIS V5.5	v5.5
A1S7ZG25		STEP 7-HIGRAPH V2.5	v2.5
A1710304		STEP 7-MINI V4.x	v4.x
A1S5BP66		STEP5/ST-BASIS PC V6.6	v6.6
A1STOP11	SIFLA1STOP0101	StoragePlus	v1.1
A1STOP12	SIFLA1STOP0102	StoragePlus	v1.2
A1STOV11	SIFLA1STOV0101	StoragePlus-Viewer	v1.1
A1STOV12	SIFLA1STOV0102	StoragePlus-Viewer	v1.2
A9SDC140	SIFLA9SDC10400	System Diagnostics - CPUs 400	v4.0
A9SDC150	SIFLA9SDC10500	System Diagnostics - CPUs 400	v5.0
A9SDPB40	SIFLA9SDPB0400	System Diagnostics - PB Slave	v4.0

A9SDPB50	SIFLA9SDPB0500	System Diagnostics - PB Slave	v5.0
A9SDTD50	SIFLA9SDTD0500	System Diagnostics - PB Slave for TDC/FM	v5.0
A9SDPN40	SIFLA9SDPN0400	System Diagnostics - PN Devices	v4.0
A9SDPN50	SIFLA9SDPN0500	System Diagnostics - PN Devices	v5.0
A1S7TS03		TeleService V3.x	v3.x
A1S7TS51		TeleService V5.1	v5.1
A1S7TS52		TeleService V5.2	v5.2
A1S7TS05		TeleService V5.x	v5.x
A1S7TS60	SIFLA1S7TS0600	TeleService V6.0	v6.0
A1S7TS61	SIFLA1S7TS0601	TeleService V6.1	v6.1
A9TCMP10		ThinClient/MP	v1.0
A1THPO61	SIFLA1THPO0601	TH-PO V6.1	v6.1
A1THPO70	SIFLA1THPO0700	TH-PO V7.0	v7.0
A1THPO71	SIFLA1THPO0701	TH-PO V7.1	v7.1
A1VCCH60	SIFLA1VCCH0600	Version Cross Checker V6.0	v6.0
A1VCCH61	SIFLA1VCCH0601	Version Cross Checker V6.1	v6.1
A1VCCH70	SIFLA1VCCH0700	Version Cross Checker V7.0	v7.0
A1VCCH71	SIFLA1VCCH0701	Version Cross Checker V7.1	v7.1
A1VXMI70	SIFLA1VXMI0700	Version Cross Manager (Import) V7.0	v7.0
A1VXMI71	SIFLA1VXMI0701	Version Cross Manager (Import) V7.1	v7.1
A1VXME70	SIFLA1VXME0700	Version Cross Manager V7.0	v7.0
A1VXME71	SIFLA1VXME0701	Version Cross Manager V7.1	v7.1
A1VERT61	SIFLA1VERT0601	Version Trail	v6.1
A1VERT70	SIFLA1VERT0700	Version Trail	v7.0
A1VERT71	SIFLA1VERT0701	Version Trail	v7.1
A1DSUP03		WAREHOUSE DECISION SUPPORT	v3.x
A1WINA44	SIFLA1WINA0404	WinAC Basis 4.4 (2008)	v4.4
A1WINA10		WinAC Basis V1.x / V2.x	v1.0
A1WINA30		WinAC Basis V3.x	v3.0
A1WINA40		WinAC Basis V4.0	v4.0
A1WINA42	SIFLA1WINA0402	WinAC Basis V4.2	v4.2
A1WINA43	SIFLA1WINA0403	WinAC Basis V4.3	v4.3

WMP27740	SIFLWMP2770400	WinAC MP 2007 (MP 277)	v4.0
WMP37740	SIFLWMP3770400	WinAC MP 2007 (MP 377)	v4.0
WMP17741	SIFLWMP1770400	WinAC MP 2008 (MP 177)	v4.1
WMP27741	SIFLWMP2770401	WinAC MP 2008 (MP 277)	v4.1
WMP37741	SIFLWMP3770401	WinAC MP 2008 (MP 377)	v4.1
A1WIMP30		WinAC MP V3.0	v3.0
A1WINA44	SIFLA1WIPN0404	WinAC PN 4.4 (2008)	v4.4
A1WIPN11		WinAC PN V1.1	v1.1
A1WIPN40		WinAC PN V4.0	v4.0
A1WIPN41		WinAC PN V4.1	v4.1
A1WIPN42	SIFLA1WIPN0402	WinAC PN V4.2	v4.2
A1WIPN43	SIFLA1WIPN0403	WinAC PN V4.3	v4.3
A1WRTX41		WinAC RTX 4.1	v4.1
A1WRTX42	SIFLA1WRTX0402	WinAC RTX 4.2 (2005)	v4.2
A1WRTX43	SIFLA1WRTX0403	WinAC RTX 4.3 (2005 SP3)	v4.3
A1WRTX44	SIFLA1WRTX0404	WinAC RTX 4.4 (2008)	v4.4
A1WRTX30		WinAC RTX V3.x	v3.0
A1WRTX40		WinAC RTX V4.0	v4.0
A9ACC162	SIFLA9ACC10602	WINCC /ChangeControl RC	v6.2
WCFEA110	SIFLWCFEA11000	WinCC Advanced	v10.0
A1WPC230		WINCC Advanced Process Ctrl	v3.0
A1WPC260	SIFLA1WPC20600	WINCC Advanced Process Ctrl	v6.0
A1WPC262	SIFLA1WPC20602	WINCC Advanced Process Ctrl	v6.2
A1WPC270	SIFLA1WPC20700	WINCC Advanced Process Ctrl	v7.0
A9ACC170	SIFLA9ACC10700	WinCC Audit ChangeControl RC	v7.0
A1WPC112		WINCC Basic Process Ctrl	v1.2
A1WPC160	SIFLA1WPC10600	WINCC Basic Process Ctrl	v6.0
A1WPC162	SIFLA1WPC10602	WINCC Basic Process Ctrl	v6.2
A1WPC170	SIFLA1WPC10700	WINCC Basic Process Ctrl	v7.0
WCBASC105	SIFLWCBASC1005	WinCC Basic v10.5	v10.5
A1WPC412		WINCC Chipcard	v1.2
A1WPC460	SIFLA1WPC40600	WINCC Chipcard	v6.0

A1WPC462	SIFLA1WPC40602	WINCC Chipcard	v6.2
A1WPC470	SIFLA1WPC40700	WINCC Chipcard	v7.0
A9WCP962	SIFLA9WCP90602	WinCC ES PO (unlimited)	v6.2
A9WCP970	SIFLA9WCP90700	WinCC ES PO (unlimited)	v7.0
A9XOP210	SIFLA9XOP20100	WinCC flexible /OPC-Server for MP	v1.0
A9XOP310	SIFLA9XOP30100	WinCC flexible /OPC-Server for PC	v1.0
A9XPA210	SIFLA9XPA20100	WinCC flexible /ProAgent for Panel	v1.0
A9XPA310	SIFLA9XPA30100	WinCC flexible /ProAgent for PC	v1.0
A9XSA210	SIFLA9XSA20100	WinCC flexible /Sm@rtAccess for Panel	v1.0
A9XSA310	SIFLA9XSA30100	WinCC flexible /Sm@rtAccess for PC	v1.0
A9XSS210	SIFLA9XSS20100	WinCC flexible /Sm@rtService for Panel	v1.0
A9XSS310	SIFLA9XSS30100	WinCC flexible /Sm@rtService for PC	v1.0
A9XEP110		WinCC flexible 2004 Advanced	v1.0
A9XRP110		WinCC flexible 2004 Runtime, 128	v1.0
A9XRP210		WinCC flexible 2004 Runtime, 512	v1.0
A9XES110		WinCC flexible 2004 Standard	v1.0
A9XAU211	SIFLA9XAU20101	WinCC flexible 2005 /Audit for Panels	v1.1
A9XAU311	SIFLA9XAU30101	WinCC flexible 2005 /Audit for PC	v1.1
A9XEP111	SIFLA9XEP10101	WinCC flexible 2005 Advanced	v1.1
A9XEP211	SIFLA9XEP20101	WinCC flexible 2005 ASIA Advanced	v1.1
A9XEC211	SIFLA9XEC20101	WinCC flexible 2005 ASIA Compact	v1.1
A9XES211	SIFLA9XES20101	WinCC flexible 2005 ASIA Standard	v1.1
A9XEC111	SIFLA9XEC10101	WinCC flexible 2005 Compact	v1.1
A9XRP111	SIFLA9XRP10101	WinCC flexible 2005 Runtime (128)	v1.1
A9XRP311	SIFLA9XRP30101	WinCC flexible 2005 Runtime (2048)	v1.1
A9XRP211	SIFLA9XRP20101	WinCC flexible 2005 Runtime (512)	v1.1
A9XES111	SIFLA9XES10101	WinCC flexible 2005 Standard	v1.1
A9XEP112	SIFLA9XEP10102	WinCC flexible 2007 Advanced	v1.2
A9XEP212	SIFLA9XEP20102	WinCC flexible 2007 ASIA Advanced	v1.2
A9XEC212	SIFLA9XEC20102	WinCC flexible 2007 ASIA Compact	v1.2
A9XES212	SIFLA9XES20102	WinCC flexible 2007 ASIA Standard	v1.2
A9XEC112	SIFLA9XEC10101	WinCC flexible 2007 Compact	v1.2

A9XRP112	SIFLA9XRP10102	WinCC flexible 2007 Runtime (128)	v1.2
A9XRP312	SIFLA9XRP30102	WinCC flexible 2007 Runtime (2048)	v1.2
A9XRP212	SIFLA9XRP20102	WinCC flexible 2007 Runtime (512)	v1.2
A9XES112	SIFLA9XES10102	WinCC flexible 2007 Standard	v1.2
A9XEP113	SIFLA9XEP10103	WinCC flexible 2008 Advanced	v1.3
A9XEP213	SIFLA9XEP20103	WinCC flexible 2008 ASIA Advanced	v1.3
A9XEC213	SIFLA9XEC20103	WinCC flexible 2008 ASIA Compact	v1.3
A9XES213	SIFLA9XES20103	WinCC flexible 2008 ASIA Standard	v1.3
A9XEC113	SIFLA9XEC10103	WinCC flexible 2008 Compact	v1.3
A9XRP113	SIFLA9XRP10103	WinCC flexible 2008 Runtime (128)	v1.3
A9XRP313	SIFLA9XRP30103	WinCC flexible 2008 Runtime (2048)	v1.3
A9XRP413	SIFLA9XRP40103	WinCC flexible 2008 Runtime (4096)	v1.3
A9XRP213	SIFLA9XRP20103	WinCC flexible 2008 Runtime (512)	v1.3
A9XES113	SIFLA9XES10103	WinCC flexible 2008 Standard	v1.3
A9XEC110		WinCC flexible Compact V1.0	v1.0
A9XRP310		WinCC flexible RT prof. 2048 Tags V1	v1.0
A9XAR310	SIFLA9XAR30100	WinCC flexible/Archives V1.0 for PC-RT	v1.0
A9XCC113	SIFLA9XCC10103	WinCC flexible/ChangeControl 2008	v1.3
A9XCC110	SIFLA9XCC10100	WinCC flexible/ChangeControl V1.0 Advanced	v1.0
A9XCC112	SIFLA9XCC10102	WinCC flexible/ChangeControl V1.2	v1.2
A9XCI310	SIFLA9XCI30100	WinCC flexible/Recipes V1.0 for PC-RT	v1.0
A9WC2540		WINCC Interf. 505 TCP/IP	v4.0
A9WC2560	SIFLA9WC250600	WINCC Interf. 505 TCP/IP	v6.0
A9WC2561	SIFLA9WC250601	WINCC Interf. 505 TCP/IP	v6.1
A9WC2562	SIFLA9WC250602	WINCC Interf. 505 TCP/IP	v6.2
A9WC2570	SIFLA9WC250700	WINCC Interf. 505 TCP/IP	v7.0
A9WC1912		WINCC Interf. 505/Eth	v1.2
A9WC1960	SIFLA9WC190600	WINCC Interf. 505/Eth	v6.0
A9WC1961	SIFLA9WC190601	WINCC Interf. 505/Eth	v6.1
A9WC1962	SIFLA9WC190602	WINCC Interf. 505/Eth	v6.2
A9WC1970	SIFLA9WC190700	WINCC Interf. 505/Eth	v7.0
A9WCL512		WINCC Interf. AB/DF1	v1.2

A9WCL560	SIFLA9WCL50600	WINCC Interf. AB/DF1	v6.0
A9WCL562	SIFLA9WCL50602	WINCC Interf. AB/DF1	v6.2
A9WCL570	SIFLA9WCL50700	WINCC Interf. AB/DF1	v7.0
A9WC1412		WINCC Interf. AB/DH	v1.2
A9WC1460	SIFLA9WC140600	WINCC Interf. AB/DH	v6.0
A9WC1462	SIFLA9WC140602	WINCC Interf. AB/DH	v6.2
A9WC1470	SIFLA9WC140700	WINCC Interf. AB/DH	v7.0
A9WC1112		WINCC Interf. Applicom	v1.2
A9WC1160	SIFLA9WC110600	WINCC Interf. Applicom	v6.0
A9WC1162	SIFLA9WC110602	WINCC Interf. Applicom	v6.2
A9WC1170	SIFLA9WC110700	WINCC Interf. Applicom	v7.0
A9WC1312		WINCC Interf. GE/Eth	v1.2
A9WC1360	SIFLA9WC130600	WINCC Interf. GE/Eth	v6.0
A9WC1362	SIFLA9WC130602	WINCC Interf. GE/Eth	v6.2
A9WC1370	SIFLA9WC130700	WINCC Interf. GE/Eth	v7.0
A9WC1212		WINCC Interf. GE/SNP	v1.2
A9WC1260	SIFLA9WC120600	WINCC Interf. GE/SNP	v6.0
A9WC1262	SIFLA9WC120602	WINCC Interf. GE/SNP	v6.2
A9WC1270	SIFLA9WC120700	WINCC Interf. GE/SNP	v7.0
A9WCL812		WINCC Interf. Mod ser.	v1.2
A9WCL860	SIFLA9WCL80600	WINCC Interf. Mod ser.	v6.0
A9WCL862	SIFLA9WCL80602	WINCC Interf. Mod ser.	v6.2
A9WCL870	SIFLA9WCL80700	WINCC Interf. Mod ser.	v7.0
A9WCL612		WINCC Interf. Pro. FMS	v1.2
A9WCL660	SIFLA9WCL60600	WINCC Interf. Pro. FMS	v6.0
A9WCL661	SIFLA9WCL60601	WINCC Interf. Pro. FMS	v6.1
A9WCL662	SIFLA9WCL60602	WINCC Interf. Pro. FMS	v6.2
A9WCL670	SIFLA9WCL60700	WINCC Interf. Pro. FMS	v7.0
A9WC1012		WINCC Interf. S5-PMCH1	v1.2
A9WC1060	SIFLA9WC100600	WINCC Interf. S5-PMCH1	v6.0
A9WC1062	SIFLA9WC100602	WINCC Interf. S5-PMCH1	v6.2
A9WC1070	SIFLA9WC100700	WINCC Interf. S5-PMCH1	v7.0

A9WCL912		WINCC Interf. S5-PMCL2	v1.2
A9WCL960	SIFLA9WCL90600	WINCC Interf. S5-PMCL2	v6.0
A9WCL962	SIFLA9WCL90602	WINCC Interf. S5-PMCL2	v6.2
A9WCL970	SIFLA9WCL90700	WINCC Interf. S5-PMCL2	v7.0
A9WC1812		WINCC Interf. S5SR/Eth	v1.2
A9WC1860	SIFLA9WC180600	WINCC Interf. S5SR/Eth	v6.0
A9WC1861	SIFLA9WC180601	WINCC Interf. S5SR/Eth	v6.1
A9WC1862	SIFLA9WC180602	WINCC Interf. S5SR/Eth	v6.2
A9WC1870	SIFLA9WC180700	WINCC Interf. S5SR/Eth	v7.0
A9WC1712		WINCC Interf. S5TF/Eth	v1.2
A9WC1760	SIFLA9WC170600	WINCC Interf. S5TF/Eth	v6.0
A9WC1761	SIFLA9WC170601	WINCC Interf. S5TF/Eth	v6.1
A9WC1762	SIFLA9WC170602	WINCC Interf. S5TF/Eth	v6.2
A9WC1770	SIFLA9WC170700	WINCC Interf. S5TF/Eth	v7.0
A9WCL730		WINCC Interf. S7-PMC	v3.0
A9WCL760	SIFLA9WCL70600	WINCC Interf. S7-PMC	v6.0
A9WCL762	SIFLA9WCL70602	WINCC Interf. S7-PMC	v6.2
A9WCL770	SIFLA9WCL70700	WINCC Interf. S7-PMC	v7.0
A3WCL112		WINCC Interf. SIPART	v1.2
A3WCL160		WINCC Interf. SIPART	v6.0
A9WOIC40		WINCC Internet Conn.	v4.0
A9WOIC60	SIFLA9WOIC0600	WINCC Internet Conn.	v6.0
A9WOIC62	SIFLA9WOIC0602	WINCC Internet Conn.	v6.2
A9WOIC70	SIFLA9WOIC0700	WINCC Internet Conn.	v7.0
A9WC2030		WINCC Mitsubishi FX serial	v3.0
A9WC2060	SIFLA9WC200600	WINCC Mitsubishi FX serial	v6.0
A9WC2062	SIFLA9WC200602	WINCC Mitsubishi FX serial	v6.2
A9WC2070	SIFLA9WC200700	WINCC Mitsubishi FX serial	v7.0
A9WC2130		WINCC Mitsubishi MELSEC-A serial	v3.0
A9WC2160	SIFLA9WC210600	WINCC Mitsubishi MELSEC-A serial	v6.0
A9WC2162	SIFLA9WC210602	WINCC Mitsubishi MELSEC-A serial	v6.2
A9WC2170	SIFLA9WC210700	WINCC Mitsubishi MELSEC-A serial	v7.0

A9WC2340		WINCC OMRON C-Series Host Link	v4.0
A9WC2360	SIFLA9WC230600	WINCC OMRON C-Series Host Link	v6.0
A9WC2362	SIFLA9WC230602	WINCC OMRON C-Series Host Link	v6.2
A9WC2370	SIFLA9WC230700	WINCC OMRON C-Series Host Link	v7.0
A9WOP261	SIFLA9WOP20601	WinCC Option Connectivity Station	v6.1
A9WOP462	SIFLA9WOP40601	WinCC Option Connectivity Station	v6.1
A9WOP262	SIFLA9WOP20602	WinCC Option Connectivity Station	v6.2
A9WOP462	SIFLA9WOP40602	WinCC Option Connectivity Station	v6.2
A9WOP270	SIFLA9WOP20700	WinCC Option Connectivity Station	v7.0
A9WOP470	SIFLA9WOP40700	WinCC Option Connectivity Station	v7.0
WINCP30	SIFLWINCP300	WinCC powerrate v3.0	v3.0
A9WSP351		WINCC ProAgent 16 Clients	v5.1
A9WSP360	SIFLA9WSP30601	WINCC ProAgent 16 Clients	v6.1
A9WSP362	SIFLA9WSP30602	WINCC ProAgent 16 Clients	v6.2
A9WSP370	SIFLA9WSP30700	WINCC ProAgent 16 Clients	v7.0
A9WSP370	SIFLA9WSP30700	WINCC ProAgent 16 Clients	v7.0
A9WSP151		WINCC ProAgent 4 Clients	v5.1
A9WSP160	SIFLA9WSP10601	WINCC ProAgent 4 Clients	v6.1
A9WSP162	SIFLA9WSP10602	WINCC ProAgent 4 Clients	v6.2
A9WSP170	SIFLA9WSP10700	WINCC ProAgent 4 Clients	v7.0
A9WSP170	SIFLA9WSP10700	WINCC ProAgent 4 Clients	v7.0
A9WSP251		WINCC ProAgent 8 Clients	v5.1
A9WSP260	SIFLA9WSP20601	WINCC ProAgent 8 Clients	v6.1
A9WSP262	SIFLA9WSP20602	WINCC ProAgent 8 Clients	v6.2
A9WSP270	SIFLA9WSP20700	WINCC ProAgent 8 Clients	v7.0
A9WSP270	SIFLA9WSP20700	WINCC ProAgent 8 Clients	v7.0
A9WSPA40		WINCC ProAgent WinCC	v4.0
A9WSPA60	SIFLA9WSPA0600	WINCC ProAgent WinCC	v6.0
A9WSPA62	SIFLA9WSPA0602	WINCC ProAgent WinCC	v6.2
A9WSPA70	SIFLA9WSPA0700	WINCC ProAgent WinCC	v7.0
A9WSPA70	SIFLA9WSPA0700	WINCC ProAgent WinCC	v7.0
WCFEE110	SIFLWCFEE11000	WinCC Professional	v10.0

A9WC2440		WINCC Profibus-DP	v4.0
A9WC2460	SIFLA9WC240600	WINCC Profibus-DP	v6.0
A9WC2462	SIFLA9WC240602	WINCC Profibus-DP	v6.2
A9WC2470	SIFLA9WC240700	WINCC Profibus-DP	v7.0
A9WRC330		WINCC RC 1024 Tags	v3.0
A9WRC130		WINCC RC 128 Tags	v3.0
A9WRC830		WINCC RC 150K PowerTags	v3.0
A9WRC230		WINCC RC 256 Tags	v3.0
A9WRC730		WINCC RC 256K PowerTags	v3.0
A9WRC430		WINCC RC 64K Tags V3.0	v3.0
A9WRC530		WINCC RC 8000 PowerTags	v3.0
A9WCP362	SIFLA9WCP30602	WinCC RC PO (2000)	v6.2
A9WCP370	SIFLA9WCP30700	WinCC RC PO (2000)	v7.0
A9WSRD40		WINCC Redundancy	v4.0
A9WSRD60	SIFLA9WSRD0600	WINCC Redundancy	v6.0
A9WSRD62	SIFLA9WSRD0602	WINCC Redundancy	v6.2
A9WSRD70	SIFLA9WSRD0700	WINCC Redundancy	v7.0
A9WC1512		WINCC Reserve #1	v1.2
A9WC1560	SIFLA9WC150600	WINCC Reserve #1	v6.0
A9WC1562	SIFLA9WC150602	WINCC Reserve #1	v6.2
A9WC1570	SIFLA9WC150700	WINCC Reserve #1	v7.0
A9WC1612		WINCC Reserve #2	v1.2
A9WC1660	SIFLA9WC160600	WINCC Reserve #2	v6.0
A9WC1662	SIFLA9WC160602	WINCC Reserve #2	v6.2
A9WC1670	SIFLA9WC160700	WINCC Reserve #2	v7.0
A9WRT330		WINCC RT 1024 Tags	v3.0
A9WRT130		WINCC RT 128 Tags	v3.0
A9WRT830		WINCC RT 150K PowerTags	v3.0
A9WRT230		WINCC RT 256 Tags	v3.0
A9WRT730		WINCC RT 256K PowerTags	v3.0
A9WRT430		WINCC RT 64K PowerTags	v3.0
A9WRP262	SIFLA9WRP20602	WinCC RT PO (1000)	v6.2

A9WRP270	SIFLA9WRP20700	WinCC RT PO (1000)	v7.0
A9WRP762	SIFLA9WRP70602	WinCC RT PO (10000)	v6.2
A9WRP770	SIFLA9WRP70700	WinCC RT PO (10000)	v7.0
A9WRP362	SIFLA9WRP30602	WinCC RT PO (2000)	v6.2
A9WRP370	SIFLA9WRP30700	WinCC RT PO (2000)	v7.0
A9WRP862	SIFLA9WRP80602	WinCC RT PO (20000)	v6.2
A9WRP870	SIFLA9WRP80700	WinCC RT PO (20000)	v7.0
A9WRP162	SIFLA9WRP10602	WinCC RT PO (250)	v6.2
A9WRP170	SIFLA9WRP10700	WinCC RT PO (250)	v7.0
A9WRP462	SIFLA9WRP40602	WinCC RT PO (3000)	v6.2
A9WRP470	SIFLA9WRP40700	WinCC RT PO (3000)	v7.0
A9WRP562	SIFLA9WRP50602	WinCC RT PO (5000)	v6.2
A9WRP570	SIFLA9WRP50700	WinCC RT PO (5000)	v7.0
A9WRP662	SIFLA9WRP60602	WinCC RT PO (8500)	v6.2
A9WRP670	SIFLA9WRP60700	WinCC RT PO (8500)	v7.0
A9WRP962	SIFLA9WRP90602	WinCC RT PO (unlimited)	v6.2
A9WRP970	SIFLA9WRP90700	WinCC RT PO (unlimited)	v7.0
A9WRP062	SIFLA9WRP00602	WinCC RT PO Client	v6.2
A9WRP070	SIFLA9WRP00700	WinCC RT PO Client	v7.0
A9WSEC30		WINCC Server	v3.0
A9WSEC60	SIFLA9WSEC0600	WINCC Server	v6.0
A9WSEC61	SIFLA9WSEC0601	WINCC Server	v6.1
A9WSEC62	SIFLA9WSEC0602	WINCC Server	v6.2
A9WSEC70	SIFLA9WSEC0700	WINCC Server	v7.0
A9WC2230		WINCC SIMADYN D-PMC Eth	v3.0
A9WC2260	SIFLA9WC220600	WINCC SIMADYN D-PMC Eth	v6.0
A9WC2262	SIFLA9WC220602	WINCC SIMADYN D-PMC Eth	v6.2
A9WC2270	SIFLA9WC220700	WINCC SIMADYN D-PMC Eth	v7.0
A1WPC312		WINCC Storage	v1.2
A1WPC360	SIFLA1WPC30600	WINCC Storage	v6.0
A1WPC362	SIFLA1WPC30602	WINCC Storage	v6.2
A1WPC370	SIFLA1WPC30700	WINCC Storage	v7.0

A9WARC12		WINCC User Archives	v1.2
A9WARC60	SIFLA9WARC0600	WINCC User Archives	v6.0
A9WARC62	SIFLA9WARC0602	WINCC User Archives	v6.2
A9WARC70	SIFLA9WARC0700	WINCC User Archives	v7.0
A1WPC512		WINCC Video	v1.2
A1WPC560	SIFLA1WPC50600	WINCC Video	v6.0
A1WPC562	SIFLA1WPC50602	WINCC Video	v6.2
A1WPC570	SIFLA1WPC50700	WINCC Video	v7.0
A9WDC110		WINCC WebDiag Client	v1.0
A9WDC160	SIFLA9WDC10600	WINCC WebDiag Client	v6.0
A9WDC161	SIFLA9WDC10601	WINCC WebDiag Client	v6.1
A9WDC162	SIFLA9WDC10602	WINCC WebDiag Client	v6.2
A9WDC170	SIFLA9WDC10700	WINCC WebDiag Client	v7.0
A9WDS110		WINCC WebDiag Server	v1.0
A9WDS160	SIFLA9WDS10600	WINCC WebDiag Server	v6.0
A9WDS161	SIFLA9WDS10601	WINCC WebDiag Server	v6.1
A9WDS162	SIFLA9WDS10602	WINCC WebDiag Server	v6.2
A9WDS170	SIFLA9WDS10700	WINCC WebDiag Server	v7.0
A9WSN210		WINCC WebNavigator 10 Clients	v1.0
A9WSN310		WINCC WebNavigator 25 Clients	v1.0
A9WSN110		WINCC WebNavigator 3 Clients	v1.0
A9WSN410		WINCC WebNavigator 50 Clients	v1.0
Y9WTG562	SIFCY9WTGX06025	WINCC-V6 Arch 10000 ATg	v6.2
Y9WTG762	SIFCY9WTGX06027	WINCC-V6 Arch 120000 ATg	v6.2
A9WTG160	SIFLA9WTG10600	WINCC-V6 Arch 1500 ATg	v6.0
Y9WTG162	SIFCY9WTGX06021	WINCC-V6 Arch 1500 ATg	v6.2
A9WTG360	SIFLA9WTG30600	WINCC-V6 Arch 30000 ATg	v6.0
Y9WTG362	SIFCY9WTGX06023	WINCC-V6 Arch 30000 ATg	v6.2
A9WTG460	SIFLA9WTG40600	WINCC-V6 Arch 4G ATg UNLIM	v6.0
Y9WTG462	SIFCY9WTGX06024	WINCC-V6 Arch 4G ATg UNLIM	v6.2
A9WTG260	SIFLA9WTG20600	WINCC-V6 Arch 5000 ATg	v6.0
Y9WTG262	SIFCY9WTGX06022	WINCC-V6 Arch 5000 ATg	v6.2

Y9WTG662	SIFCY9WTGX06026	WINCC-V6 Arch 80000 ATg	v6.2
A9ARC161	SIFLA9ARC10601	WINCC-V6 Audit RC	v6.1
A9ARC162	SIFLA9ARC10602	WINCC-V6 Audit RC	v6.2
A9ART161	SIFLA9ART10601	WINCC-V6 Audit RT	v6.1
A9ART162	SIFLA9ART10602	WINCC-V6 Audit RT	v6.2
A9WOP160	SIFLA9WOP10600	WINCC-V6 Connectivity Pack	v6.0
A9WOP161	SIFLA9WOP10601	WINCC-V6 Connectivity Pack	v6.1
A9WOP162	SIFLA9WOP10602	WINCC-V6 Connectivity Pack	v6.2
A9IDB460	SIFLA9IDB40600	WINCC-V6 Ind.DataBridge 10000 Tg	v6.0
A9IDB461	SIFLA9IDB40601	WINCC-V6 Ind.DataBridge 10000 Tg	v6.1
A9IDB462	SIFLA9IDB40602	WINCC-V6 Ind.DataBridge 10000 Tg	v6.2
A9IDB260	SIFLA9IDB20600	WINCC-V6 Ind.DataBridge 1024 Tg	v6.0
A9IDB161	SIFLA9IDB10601	WINCC-V6 Ind.DataBridge 128 Tg	v6.1
A9IDB162	SIFLA9IDB10602	WINCC-V6 Ind.DataBridge 128 Tg	v6.2
A9IDB360	SIFLA9IDB30600	WINCC-V6 Ind.DataBridge 2048 Tg	v6.0
A9IDB361	SIFLA9IDB30601	WINCC-V6 Ind.DataBridge 2048 Tg	v6.1
A9IDB362	SIFLA9IDB30602	WINCC-V6 Ind.DataBridge 2048 Tg	v6.2
A9IDB261	SIFLA9IDB20601	WINCC-V6 Ind.DataBridge 512 Tg	v6.1
A9IDB262	SIFLA9IDB20602	WINCC-V6 Ind.DataBridge 512 Tg	v6.2
A9IDB160	SIFLA9IDB10600	WINCC-V6 Ind.DataBridge 512 Tg	v6.0
A9WLB160	SIFLA9WLB10600	WINCC-V6 Load Balancing	v6.0
A9WLB161	SIFLA9WLB10601	WINCC-V6 Load Balancing	v6.1
A9WLB162	SIFLA9WLB10602	WINCC-V6 Load Balancing	v6.2
A9LB1060	SIFLA9LB100600	WINCC-V6 Load Balancing Step Up	v6.0
A9LB1061	SIFLA9LB100601	WINCC-V6 Load Balancing Step Up	v6.1
A9LB1062	SIFLA9LB100602	WINCC-V6 Load Balancing Step Up	v6.2
A9WNC160	SIFLA9WNC10600	WINCC-V6 NetCC Client	v6.0
A9WRC660	SIFLA9WRC60600	WINCC-V6 RC 100K PTg 512 ATg	v6.0
A9WRC661	SIFLA9WRC60601	WINCC-V6 RC 100K PTg 512 ATg	v6.1
A9WRC662	SIFLA9WRC60602	WINCC-V6 RC 100K PTg 512 ATg	v6.2
A9WRC360	SIFLA9WRC30600	WINCC-V6 RC 1024 PTg 512 ATg	v6.0
A9WRC361	SIFLA9WRC30601	WINCC-V6 RC 1024 PTg 512 ATg	v6.1

A9WRC362	SIFLA9WRC30602	WINCC-V6 RC 1024 PTg 512 ATg	v6.2
A9WRC160	SIFLA9WRC10600	WINCC-V6 RC 128 PTg 512 ATg	v6.0
A9WRC161	SIFLA9WRC10601	WINCC-V6 RC 128 PTg 512 ATg	v6.1
A9WRC162	SIFLA9WRC10602	WINCC-V6 RC 128 PTg 512 ATg	v6.2
A9WRC860	SIFLA9WRC80600	WINCC-V6 RC 150K PTg 512 ATg	v6.0
A9WRC861	SIFLA9WRC80601	WINCC-V6 RC 150K PTg 512 ATg	v6.1
A9WRC862	SIFLA9WRC80602	WINCC-V6 RC 150K PTg 512 ATg	v6.2
A9WRC260	SIFLA9WRC20600	WINCC-V6 RC 256 PTg 512 ATg	v6.0
A9WRC261	SIFLA9WRC20601	WINCC-V6 RC 256 PTg 512 ATg	v6.1
A9WRC262	SIFLA9WRC20602	WINCC-V6 RC 256 PTg 512 ATg	v6.2
A9WRC760	SIFLA9WRC70600	WINCC-V6 RC 256K PTg 512 ATg	v6.0
A9WRC761	SIFLA9WRC70601	WINCC-V6 RC 256K PTg 512 ATg	v6.1
A9WRC762	SIFLA9WRC70602	WINCC-V6 RC 256K PTg 512 ATg	v6.2
A9WRC460	SIFLA9WRC40600	WINCC-V6 RC 64K PTg 512 ATg	v6.0
A9WRC461	SIFLA9WRC40601	WINCC-V6 RC 64K PTg 512 ATg	v6.1
A9WRC462	SIFLA9WRC40602	WINCC-V6 RC 64K PTg 512 ATg	v6.2
A9WRC560	SIFLA9WRC50600	WINCC-V6 RC 8000 PTg 512 ATg	v6.0
A9WRC561	SIFLA9WRC50601	WINCC-V6 RC 8000 PTg 512 ATg	v6.1
A9WRC562	SIFLA9WRC50602	WINCC-V6 RC 8000 PTg 512 ATg	v6.2
A9WCP262	SIFLA9WCP20602	WINCC-V6 RC PO 1000 PTg 512 ATg	v6.2
A9WCP762	SIFLA9WCP70602	WINCC-V6 RC PO 10000 PTg 512 ATg	v6.2
A9WCP462	SIFLA9WCP40601	WINCC-V6 RC PO 2000 PTg 512 ATg	v6.2
A9WCP862	SIFLA9WCP80602	WINCC-V6 RC PO 20000 PTg 512 ATg	v6.2
A9WCP162	SIFLA9WCP10602	WINCC-V6 RC PO 250 PTg 512 ATg	v6.2
A9WCP562	SIFLA9WCP50602	WINCC-V6 RC PO 5000 PTg 512 ATg	v6.2
A9WCP662	SIFLA9WCP60602	WINCC-V6 RC PO 8500 PTg 512 ATg	v6.2
A9WRT660	SIFLA9WRT60600	WINCC-V6 RT 100K PTg 512 ATg	v6.0
A9WRT661	SIFLA9WRT60601	WINCC-V6 RT 100K PTg 512 ATg	v6.1
A9WRT662	SIFLA9WRT60602	WINCC-V6 RT 100K PTg 512 ATg	v6.2
A9WRT360	SIFLA9WRT30600	WINCC-V6 RT 1024 PTg 512 ATg	v6.0
A9WRT361	SIFLA9WRT30601	WINCC-V6 RT 1024 PTg 512 ATg	v6.1
A9WRT362	SIFLA9WRT30602	WINCC-V6 RT 1024 PTg 512 ATg	v6.2

A9WRT160	SIFLA9WRT10600	WINCC-V6 RT 128 PTg 512 ATg	v6.0
A9WRT161	SIFLA9WRT10601	WINCC-V6 RT 128 PTg 512 ATg	v6.1
A9WRT162	SIFLA9WRT10602	WINCC-V6 RT 128 PTg 512 ATg	v6.2
A9WRT860	SIFLA9WRT80600	WINCC-V6 RT 150K PTg 512 ATg	v6.0
A9WRT861	SIFLA9WRT80601	WINCC-V6 RT 150K PTg 512 ATg	v6.1
A9WRT862	SIFLA9WRT80602	WINCC-V6 RT 150K PTg 512 ATg	v6.2
A9WRT260	SIFLA9WRT20600	WINCC-V6 RT 256 PTg 512 ATg	v6.0
A9WRT261	SIFLA9WRT20601	WINCC-V6 RT 256 PTg 512 ATg	v6.1
A9WRT262	SIFLA9WRT20602	WINCC-V6 RT 256 PTg 512 ATg	v6.2
A9WRT760	SIFLA9WRT70600	WINCC-V6 RT 256K PTg 512 ATg	v6.0
A9WRT761	SIFLA9WRT70601	WINCC-V6 RT 256K PTg 512 ATg	v6.1
A9WRT762	SIFLA9WRT70602	WINCC-V6 RT 256K PTg 512 ATg	v6.2
A9WRT460	SIFLA9WRT40600	WINCC-V6 RT 64K PTg 512 ATg	v6.0
A9WRT461	SIFLA9WRT40601	WINCC-V6 RT 64K PTg 512 ATg	v6.1
A9WRT462	SIFLA9WRT40602	WINCC-V6 RT 64K PTg 512 ATg	v6.2
A9WRT560	SIFLA9WRT50600	WINCC-V6 RT 8000 PTg 512 ATg	v6.0
A9WRT561	SIFLA9WRT50601	WINCC-V6 RT 8000 PTg 512 ATg	v6.1
A9WRT562	SIFLA9WRT50602	WINCC-V6 RT 8000 PTg 512 ATg	v6.2
A9WSN260	SIFLA9WSN20600	WINCC-V6 WebNavigator 10 Clients	v6.0
A9WSN560	SIFLA9WSN50600	WINCC-V6 WebNavigator 100 Clients	v6.0
A9WSN660	SIFLA9WSN60600	WINCC-V6 WebNavigator 150 Clients	v6.0
A9WSN360	SIFLA9WSN30600	WINCC-V6 WebNavigator 25 Clients	v6.0
A9WSN160	SIFLA9WSN10600	WINCC-V6 WebNavigator 3 Clients	v6.0
A9WSN460	SIFLA9WSN40600	WINCC-V6 WebNavigator 50 Clients	v6.0
A9WVC260	SIFLA9WVC20601	WINCC-V6 WinCC Dat@M.10 Clients	v6.1
A9WVC262	SIFLA9WVC20602	WINCC-V6 WinCC Dat@M.10 Clients	v6.2
A9WVC560	SIFLA9WVC50601	WINCC-V6 WinCC Dat@M.100 Clients	v6.1
A9WVC562	SIFLA9WVC50602	WINCC-V6 WinCC Dat@M.100 Clients	v6.2
A9WVC660	SIFLA9WVC60601	WINCC-V6 WinCC Dat@M.150 Clients	v6.1
A9WVC662	SIFLA9WVC60602	WINCC-V6 WinCC Dat@M.150 Clients	v6.2
A9WVC360	SIFLA9WVC30601	WINCC-V6 WinCC Dat@M.25 Clients	v6.1
A9WVC362	SIFLA9WVC30602	WINCC-V6 WinCC Dat@M.25 Clients	v6.2

A9WVC160	SIFLA9WVC10601	WINCC-V6 WinCC Dat@M.3 Clients	v6.1
A9WVC162	SIFLA9WVC10602	WINCC-V6 WinCC Dat@M.3 Clients	v6.2
A9WVC460	SIFLA9WVC40601	WINCC-V6 WinCC Dat@M.50 Clients	v6.1
A9WVC462	SIFLA9WVC40602	WINCC-V6 WinCC Dat@M.50 Clients	v6.2
A9WSN261	SIFLA9WSN20601	WINCC-V6.1 WebNavigator 10 Clients	v6.1
A9WSN561	SIFLA9WSN50601	WINCC-V6.1 WebNavigator 100 Clients	v6.1
A9WSN661	SIFLA9WSN60601	WINCC-V6.1 WebNavigator 150 Clients	v6.1
A9WSN361	SIFLA9WSN30601	WINCC-V6.1 WebNavigator 25 Clients	v6.1
A9WSN161	SIFLA9WSN10601	WINCC-V6.1 WebNavigator 3 Clients	v6.1
A9WSN461	SIFLA9WSN40601	WINCC-V6.1 WebNavigator 50 Clients	v6.1
A9WSN262	SIFLA9WSN20602	WINCC-V6.2 WebNavigator 10 Clients	v6.2
A9WSN562	SIFLA9WSN50602	WINCC-V6.2 WebNavigator 100 Clients	v6.2
A9WSN662	SIFLA9WSN60602	WINCC-V6.2 WebNavigator 150 Clients	v6.2
A9WSN362	SIFLA9WSN30602	WINCC-V6.2 WebNavigator 25 Clients	v6.2
A9WSN162	SIFLA9WSN10602	WINCC-V6.2 WebNavigator 3 Clients	v6.2
A9WSN462	SIFLA9WSN40602	WINCC-V6.2 WebNavigator 50 Clients	v6.2
Y9WTG570	SIFCY9WTGX07005	WINCC-V7 Arch 10000 ATg	v7.0
Y9WTG770	SIFCY9WTGX07007	WINCC-V7 Arch 120000 ATg	v7.0
Y9WTG170	SIFCY9WTGX07001	WINCC-V7 Arch 1500 ATg	v7.0
Y9WTG370	SIFCY9WTGX07003	WINCC-V7 Arch 30000 ATg	v7.0
Y9WTG470	SIFCY9WTGX07004	WINCC-V7 Arch 4G ATg UNLIM	v7.0
Y9WTG270	SIFCY9WTGX07002	WINCC-V7 Arch 5000 ATg	v7.0
Y9WTG670	SIFCY9WTGX07006	WINCC-V7 Arch 80000 ATg	v7.0
A9ARC700	SIFLA9ARC10700	WINCC-V7 Audit RC	v7.0
A9ART170	SIFLA9ART10700	WINCC-V7 Audit RT	v7.0
A9WOP170	SIFLA9WOP10700	WINCC-V7 Connectivity Pack	v7.0
A9IDB470	SIFLA9IDB40700	WINCC-V7 Ind.DataBridge 10000 Tg	v7.0
A9IDB170	SIFLA9IDB10700	WINCC-V7 Ind.DataBridge 128 Tg	v7.0
A9IDB370	SIFLA9IDB30700	WINCC-V7 Ind.DataBridge 2048 Tg	v7.0
A9IDB270	SIFLA9IDB20700	WINCC-V7 Ind.DataBridge 512 Tg	v7.0
A9WLB170	SIFLA9WLB10700	WINCC-V7 Load Balancing	v7.0
A9LB1070	SIFLA9LB100700	WINCC-V7 Load Balancing Step Up	v7.0

A9WRC670	SIFLA9WRC60700	WINCC-V7 RC 100K PTg 512 ATg	v7.0
A9WRC370	SIFLA9WRC30700	WINCC-V7 RC 1024 PTg 512 ATg	v7.0
A9WRC170	SIFLA9WRC10700	WINCC-V7 RC 128 PTg 512 ATg	v7.0
A9WRC870	SIFLA9WRC80700	WINCC-V7 RC 150K PTg 512 ATg	v7.0
A9WRC270	SIFLA9WRC20700	WINCC-V7 RC 256 PTg 512 ATg	v7.0
A9WRC770	SIFLA9WRC70700	WINCC-V7 RC 256K PTg 512 ATg	v7.0
A9WRC470	SIFLA9WRC40700	WINCC-V7 RC 64K PTg 512 ATg	v7.0
A9WRC570	SIFLA9WRC50700	WINCC-V7 RC 8000 PTg 512 ATg	v7.0
A9WCP270	SIFLA9WCP20700	WINCC-V7 RC PO 1000 PTg 512 ATg	v7.0
A9WCP770	SIFLA9WCP70700	WINCC-V7 RC PO 10000 PTg 512 ATg	v7.0
A9WCP470	SIFLA9WCP40700	WINCC-V7 RC PO 2000 PTg 512 ATg	v7.0
A9WCP870	SIFLA9WCP80700	WINCC-V7 RC PO 20000 PTg 512 ATg	v7.0
A9WCP170	SIFLA9WCP10700	WINCC-V7 RC PO 250 PTg 512 ATg	v7.0
A9WCP570	SIFLA9WCP50700	WINCC-V7 RC PO 5000 PTg 512 ATg	v7.0
A9WCP670	SIFLA9WCP60700	WINCC-V7 RC PO 8500 PTg 512 ATg	v7.0
A9WRT670	SIFLA9WRT60700	WINCC-V7 RT 100K PTg 512 ATg	v7.0
A9WRT370	SIFLA9WRT30700	WINCC-V7 RT 1024 PTg 512 ATg	v7.0
A9WRT170	SIFLA9WRT10700	WINCC-V7 RT 128 PTg 512 ATg	v7.0
A9WRT870	SIFLA9WRT80700	WINCC-V7 RT 150K PTg 512 ATg	v7.0
A9WRT270	SIFLA9WRT20700	WINCC-V7 RT 256 PTg 512 ATg	v7.0
A9WRT770	SIFLA9WRT70700	WINCC-V7 RT 256K PTg 512 ATg	v7.0
A9WRT470	SIFLA9WRT40700	WINCC-V7 RT 64K PTg 512 ATg	v7.0
A9WRT570	SIFLA9WRT50700	WINCC-V7 RT 8000 PTg 512 ATg	v7.0
A9WSN270	SIFLA9WSN20700	WINCC-V7 WebNavigator 10 Clients	v7.0
A9WSN570	SIFLA9WSN50700	WINCC-V7 WebNavigator 100 Clients	v7.0
A9WSN670	SIFLA9WSN60700	WINCC-V7 WebNavigator 150 Clients	v7.0
A9WSN370	SIFLA9WSN30700	WINCC-V7 WebNavigator 25 Clients	v7.0
A9WSN170	SIFLA9WSN10700	WINCC-V7 WebNavigator 3 Clients	v7.0
A9WSN470	SIFLA9WSN40700	WINCC-V7 WebNavigator 50 Clients	v7.0
A9WVC270	SIFLA9WVC20700	WINCC-V7 WinCC Dat@M.10 Clients	v7.0
A9WVC570	SIFLA9WVC50700	WINCC-V7 WinCC Dat@M.100 Clients	v7.0
A9WVC670	SIFLA9WVC60700	WINCC-V7 WinCC Dat@M.150 Clients	v7.0

A9WVC370	SIFLA9WVC30700	WINCC-V7 WinCC Dat@M.25 Clients	v7.0
A9WVC170	SIFLA9WVC10700	WINCC-V7 WinCC Dat@M.3 Clients	v7.0
A9WVC470	SIFLA9WVC40700	WINCC-V7 WinCC Dat@M.50 Clients	v7.0
A1LCMP10		WinLC/MP V1.x	v1.0

9.1 Step7

Step7 keys

	Step7	Step7	inside PROFESSIONAL	Combo key for v5.5 and v11
STEP 7 - BASIS V5.5	A1710455.EKB	SIFLA171040505.EKB	SIFLAS7PROF0505.EKB	SIFLS7PROF1100.EKB
STEP 7 - BASIS V5.4	A1710454.EKB	SIFLA171040504.EKB	SIFLAS7PROF0504.EKB	
STEP 7 - BASIS V5.3	A1710453.EKB	SIFLA171040503.EKB	SIFLAS7PROF0503.EKB	
STEP 7 - BASIS V5.2	A1710452.EKB			
STEP 7 - BASIS V5.1	A1710451.EKB			
STEP 7 - BASIS V5.0	A1710405.EKB			
STEP 7 - BASIS V4.x	A1710404.EKB			
STEP 7 - BASIS V3.x	A1710403.EKB			
STEP 7 - BASIS V2.x	A1710402.EKB			

or Step7 Professional keys

			Combo key for v5.5 and v11
STEP 7 V5.5 PROFESSIONAL	S7PROF55.EKB	SIFLAS7PROF0505.EKB	SIFLS7PROF1100.EKB
STEP 7 V5.4 PROFESSIONAL	S7PROF54.EKB	SIFLAS7PROF0504.EKB	
STEP 7 V5.3 PROFESSIONAL	S7PROF53.EKB	SIFLAS7PROF0503.EKB	

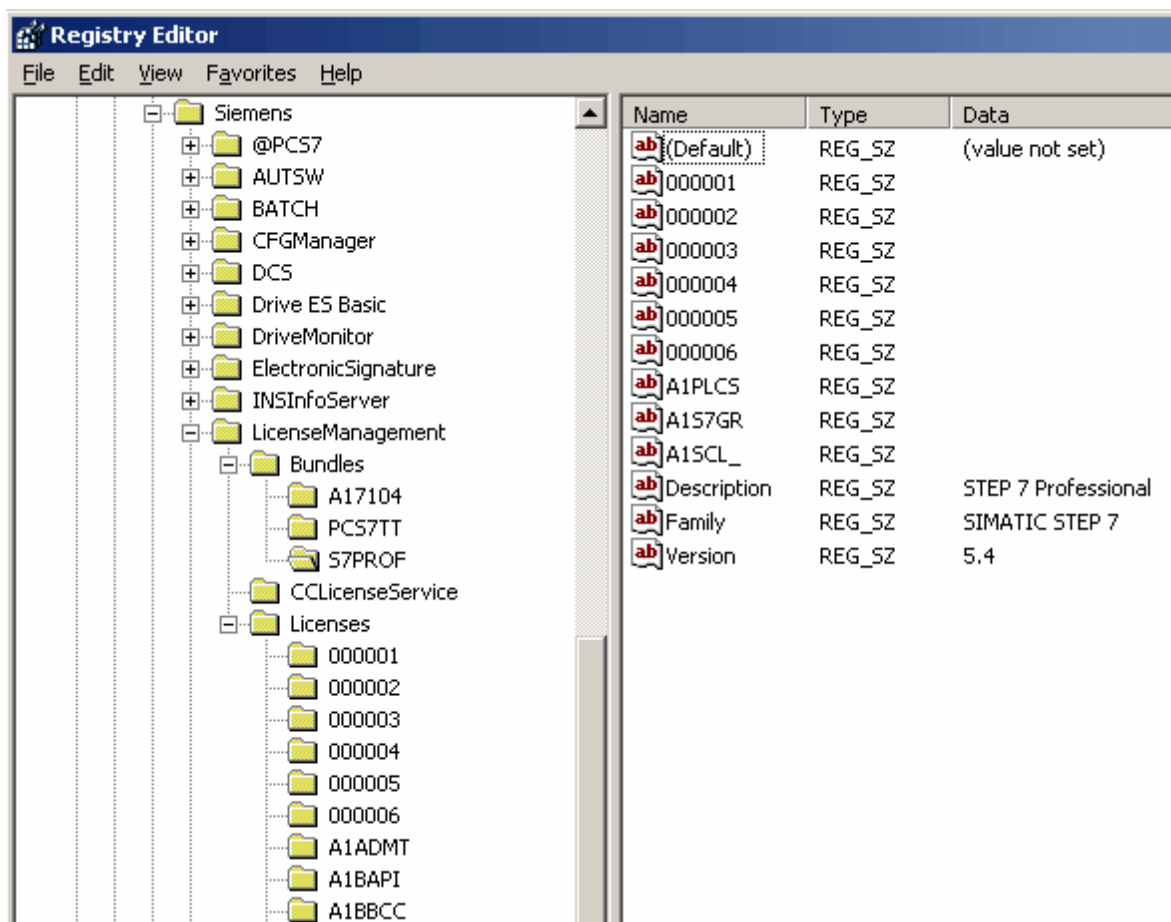
9.2 Step7 Professional

Step7 Professional keys

STEP 7 V11.0 PROFESSIONAL		SIFLS7PROF1100.EKB
STEP 7 V5.5 PROFESSIONAL	S7PROF55.EKB	SIFLAS7PROF0505.EKB
STEP 7 V5.4 PROFESSIONAL	S7PROF54.EKB	SIFLAS7PROF0504.EKB
STEP 7 V5.3 PROFESSIONAL	S7PROF53.EKB	SIFLAS7PROF0503.EKB

SIFLS7PROF1100.EKB STEP 7 V11 Professional combo for use with v5.5 and v11.0

The products STEP 7, S7-SCL, S7-GRAPH and S7-PLCSIM are also available as bundle in key "STEP 7 Professional".



9.3 Step7 Basic v10.5 (TIA Portal)

TIA Portal for S7-1200

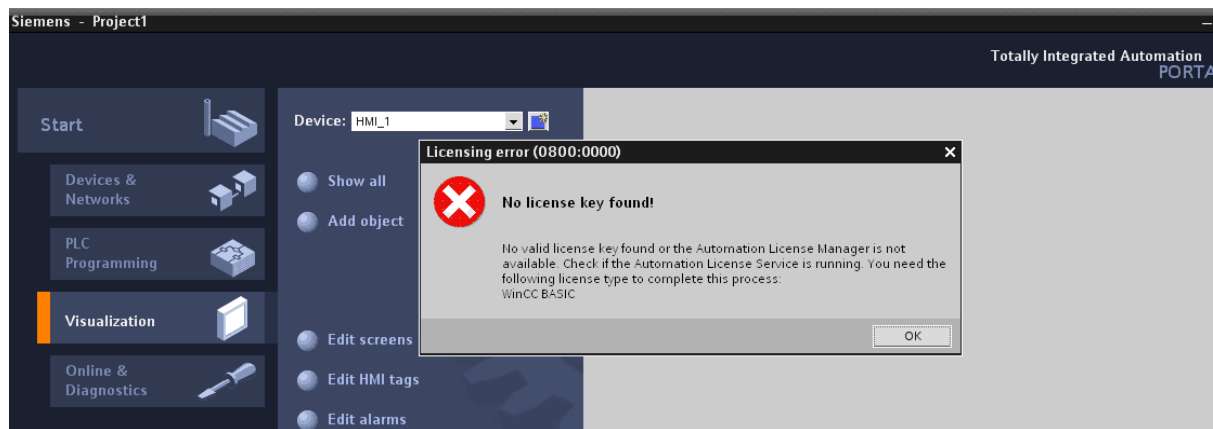
Short name	Long name	License name	Version
S7BASC105	SIFLS7BASC1005	STEP 7 Basic v10.5	v10.5
WCBASC105	SIFLWCBASC1005	WinCC Basic v10.5	v10.5

In our TIA Portal version by default installed fixed keys SISES7BASC1005 and SISEWCBASC1005

License keys - Local Disk (C:)

S.	Family	Product	Version	Nu...	Standar...	License type	Validity	License number	License key
1	SIMATIC HMI	WinCC Basic	10.5	1	Single	Unlimited	Unlimited	-	SISEWCBASC1005
2	SIMATIC STEP 7	STEP 7 Basic	10.5	1	Single	Unlimited	Unlimited	-	SISES7BASC1005

when this key not found



after installation of float keys all work

License keys - Local Disk (C:)									
S.	Family	Product	Version	Nu...	Standar...	License type	Validity	License number	License key
→	SIMATIC STEP 7	Step 7 Basic v10.5	10.5	1	Floating	Unlimited	Unlimited	004010000020...	SIFLS7BASC1005
→	SIMATIC HMI	WinCC Basic v10.5	10.5	1	Floating	Unlimited	Unlimited	004010000020...	SIFLWCBASC1005

Check License Keys	
Verification Complete:	
✓ OK:	2 License key(s)
→ Used:	2 License key(s)
✗ Defective:	0 License key(s)

9.3.1 TIA Portal v10.5 RUS

TIA Portal v10.5

S7-1200

STEP 7 Basic v10.5

S7-1200

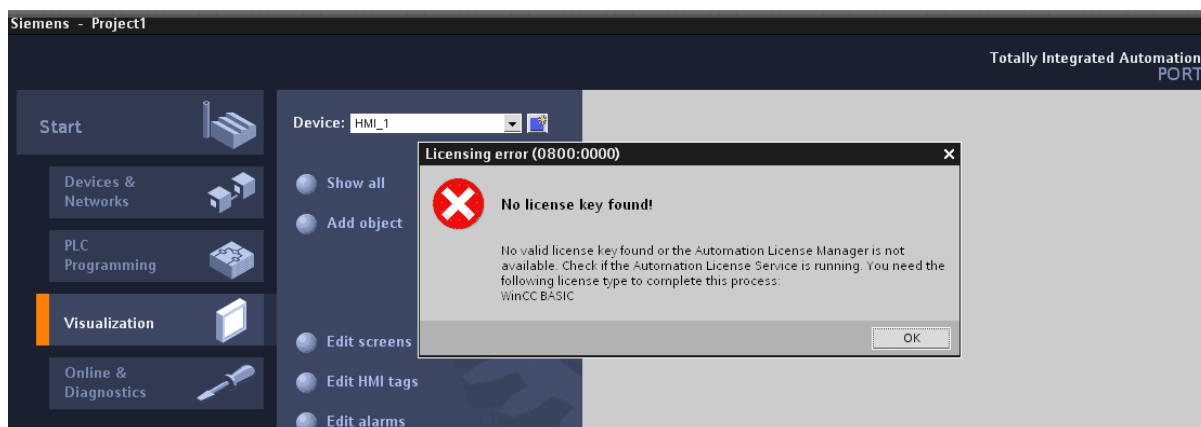
WinCC Basic v10.5

Short name	Long name	License name	Version
S7BASC105	SIFLS7BASC1005	STEP 7 Basic v10.5	v10.5
WCBASC105	SIFLWCBASC1005	WinCC Basic v10.5	v10.5

TIA Portal

SISES7BASC1005 SISEWCBASC1005

Статус	Семейство	Продукт	Версия	Число ключей	Тип лицензии	Тип Огранич...	Ограниче...	Номер лицензии	Имя файла ключа
🔒	SIMATIC HMI	WinCC Basic	10.5	1	Одноместная	Безлимитная	Неограничен	-	SISEWCBASC1005
🔒	SIMATIC STEP 7	STEP 7 Basic	10.5	1	Одноместная	Безлимитная	Неограничен	-	SISES7BASC1005



License keys - Local Disk (C:)									
S.	Family	Product	Version	Nu...	Standar...	License type	Validity	License number	License key
→	SIMATIC STEP 7	Step 7 Basic v10.5	10.5	1	Floating	Unlimited	Unlimited	004010000020...	SIFLS7BASC1005
→	SIMATIC HMI	WinCC Basic v10.5	10.5	1	Floating	Unlimited	Unlimited	004010000020...	SIFLWCBASC1005

Check License Keys	
Verification Complete:	
✓ OK:	2 License key(s)
→ Used:	2 License key(s)
✗ Defective:	0 License key(s)

9.4 BATCH

Batch v7.0

Select>	Short name	Long name	License name	Version
751	A1BUN070	SIFLA1BUN00700	BATCH 10 UNITs	v7.0
752	A1BUN270	SIFLA1BUN20700	BATCH 20 UNITs	v7.0
753	A1BUN470	SIFLA1BUN40700	BATCH 40 UNITs	v7.0
754	A1BUN670	SIFLA1BUN60700	BATCH 100 UNITs	v7.0
755	A1BUN970	SIFLA1BUN90700	BATCH unlimited	v7.0
586	A1BSP970	SIFLA1BSP90700	BATCH Server9 unlim V7.0	v7.0
587	A1BSP670	SIFLA1BSP60700	BATCH Server2 1800 Obj V7.0	v7.0
588	A1BSP470	SIFLA1BSP40700	BATCH Server1 600 Obj V7.0	v7.0
589	A1BSP270	SIFLA1BSP20700	BF Server0 300 Obj V7.0	v7.0
590	A1BSP070	SIFLA1BSP00700	BF Server0 150 Obj V7.0	v7.0
591	A1BROP70	SIFLA1BROP0700	BF ROP Lib V7.0	v7.0
592	A1BREC70	SIFLA1BREC0700	BF Recipe System V7.0	v7.0
593	A1BPLA70	SIFLA1BPLA0700	BF Batch Planning V7.0	v7.0
594	A1BFOR70	SIFLA1BFOR0700	BF Formulas V7.0	v7.0
595	A1BBCC70	SIFLA1BBCC0700	BF BatchCC V7.0	v7.0
596	A1BAPS70	SIFLA1BAPS0700	BF API (Server) V7.0	v7.0
597	A1BAPI70	SIFLA1BAPI0700	BF API V7.0	v7.0
598	A1BHIE70	SIFLA1BHIE0700	BF Multi level Recipe V7.0	v7.0

Calculating the units for the BATCH station

License key for BATCH station

A defined number of units can be operated and monitored with this license key.

The number of units that can be processed depends on the utilization of the BATCH server.

Example: BATCH Server (20)

The license key for BATCH server is adequate for configuring up to 20 units.

Requirement

? SIMATIC Manager is open.

Procedure

1. In the SIMATIC Manager, select the multiproject/project for which you want to calculate the number of configured units.
2. Select the menu command Options > SIMATIC BATCH..
- .The "Configure BATCH Process Cell" dialog box opens.
3. Select the "BATCH Process Cell" folder in the tree view.
4. In the "Process Cell" section, click "Check validity".
5. In the "Log" group, enable the "Validate" check box.
6. Click the "Display" button.

Result

A log file opens in the Internet Explorer.

? If the "Check validity" or "Compile" function shows an error in the configuration, you will need to correct the error and calculate the process objects again.

? If the configuration is free of errors, you will find the number of units configured in the multiproject/project in the table under the heading "Units".

? You can calculate the number of configurable units based on the license keys through the Automation License Manager.

Example of the layout of a log file:

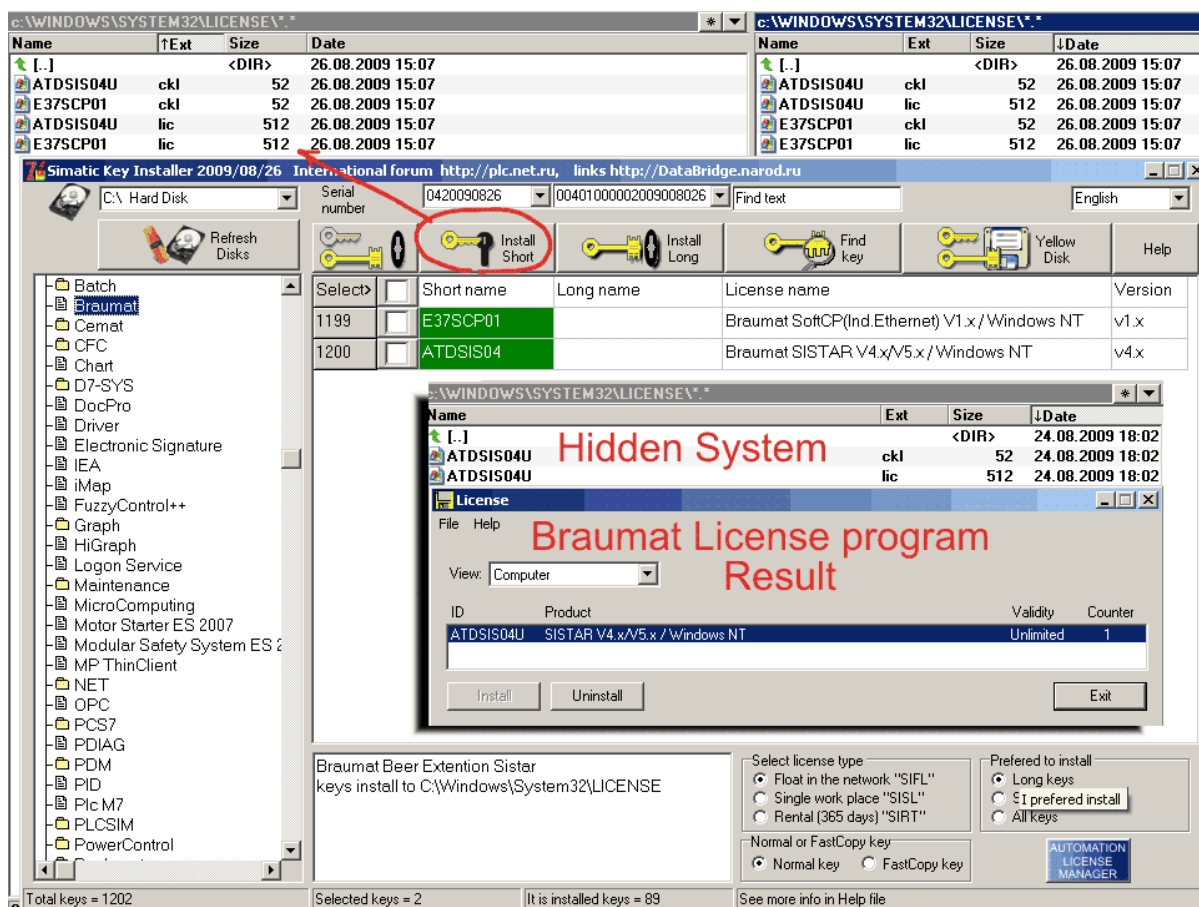
Plant	Units	Log	Date, time	Result
<process cell name>	11	Plausibility	<date, time>	0 errors, 0 warnings
No.	ID	Error	Warning	Remedy

9.5 Braumat

Braumat install key to Hidden System folder C:\Windows\System32\LICENSE

Braumat

C:\Windows\System32\LICENSE



9.6 CEMAT

I can add key for Cemat v7.1 - but need Cemat v7.1

Function block PCS7 for cement manufacture Cemat v6.1 keys valid for Cemat v6.1 and v7.0

Select>	Short name	Long name	License name	Valid for Version
503	CESVR961	SIFLCESVR90601	CEMAT Server Redundancy Unlimited Clients	v6.1 and 7.0
504	CESVR361	SIFLCESVR30601	CEMAT Server Redundancy 9 Clients	v6.1 and 7.0
505	CESVR261	SIFLCESVR20601	CEMAT Server Redundancy 6 Clients	v6.1 and 7.0
506	CESVR161	SIFLCESVR10601	CEMAT Server Redundancy 3 Clients	v6.1 and 7.0
507	CESST261	SIFLCESST20601	CEMAT Single Station 6 Clients	v6.1 and 7.0
508	CESST161	SIFLCESST10601	CEMAT Single Station 3 Clients	v6.1 and 7.0
509	CEENG161	SIFLCEENG10601	CEMAT Engineering	v6.1 and 7.0
510	CECLT161	SIFLCECLT10601	CEMAT Client	v6.1 and 7.0
511	A1CERT52		CEMAT OS Software Runtime	v5.2
512	A1CEMC52		CEMAT OS Software Multiclient	v5.2

CEMAT V7.0

<http://support.automation.siemens.com/WW/view/en/27033303>

Designation	Order No.
CEMAT Engineering Software	
<ul style="list-style-type: none"> • CEMAT OSENG V7.1 Engineering Software, bilingual (German, English), runs under Windows XP Professional/Server 2003, Single License for 1 installation Form of supply: Software and documentation on CD, License Key Disk, Certificate of License 	6DL5 436-8AX07-0XA0
CEMAT OS Software for Single Station incl. AS Runtime licenses (PLC)	
<ul style="list-style-type: none"> • CEMAT OSRT3 V7.0 (3 ASs) OS Software Single Station Runtime incl. 3 Runtime licenses for ASs (PLC), bilingual (German, English), runs under Windows XP Professional/Server 2003, Single License for 1 installation Form of supply: Software and documentation on CD, License Key Disk, Certificates of License 	6DL5 434-8AA07-0XA0
<ul style="list-style-type: none"> • CEMAT OSRT6 V7.0 (6 ASs) OS Software Single Station Runtime incl. 6 Runtime licenses for ASs (PLC), bilingual (German, English), runs under Windows XP Professional/Server 2003, Single License for 1 installation Form of supply: Software and documentation on CD, License Key Disk, Certificates of License 	6DL5 434-8AB07-0XA0
CEMAT OS Software for Client	
<ul style="list-style-type: none"> • CEMAT MC V7.0 OS Software Client Runtime, bilingual (German, English), runs under Windows XP Professional, Single License for 1 installation Form of supply: Software and documentation on CD, License Key Disk, Certificate of License 	6DL5 435-8AX07-0XA0
CEMAT OS Software for redundant servers incl. AS Runtime licenses (PLC)	
<ul style="list-style-type: none"> • CEMAT RSRT3 V7.0 (3 ASs) OS Software Runtime for redundant pair of servers, incl. Runtime licenses for 3 ASs (PLC), bilingual (German, English), runs under 	6DL5 433-8AA07-0XA0

	Windows Server 2003, Single License for 2 installations Form of supply: Software and documentation on CD, License Key Disk, Certificates of License	
•	CEMAT RSRT6 V7.0 (6 ASs) OS Software Runtime for redundant pair of servers, incl. Runtime licenses for 6 ASs (PLC), bilingual (German, English), runs under Windows Server 2003, Single License for 2 installations Form of supply: Software and documentation on CD, License Key Disk, Certificates of License	6DL5 433-8AB07-0XA0
•	CEMAT RSRT9 V7.0 (9 ASs) OS Software Runtime for redundant pair of servers, incl. Runtime licenses for 9 ASs (PLC), bilingual (German, English), runs under Windows Server 2003, Single License for 2 installations Form of supply: Software and documentation on CD, License Key Disk, Certificates of License	6DL5 433-8AC07-0XA0
•	CEMAT RSRTU V7.0 (unlimited ASs) OS Software Runtime for redundant pair of servers, incl. Runtime licenses for unlimited ASs (PLC), bilingual (German, English), runs under Windows Server 2003, Single License for 2 installations Form of supply: Software and documentation on CD, License Key Disk, Certificates of License	6DL5 433-8AD07-0XA0
CEMAT OS PowerPacks for redundant pair of servers for expansion of AS Runtime licenses		
OS PowerPack for redundant pair of servers, for expansion of AS Runtime licenses, bilingual (German, English), runs under Windows Server 2003, Single License for 2 installations Form of supply: License Key Disk, Certificates of License		
•	CEMAT PRSRT6 V7.0 for expansion of the Runtime licenses from 3 to 6 ASs	6DL5 433-8AB07-0XD0
•	CEMAT PRSRT9 V7.0 for expansion of the Runtime licenses from 6 to 9 ASs	6DL5 433-8AC07-0XD0
•	CEMAT PRSRTU V7.0 for expansion of the Runtime licenses from 9 to unlimited ASs	6DL5 433-8AD07-0XD0
CEMAT BOX 416 Runtime System V7.0 Bundle		
•	CEMAT BOX 416 Runtime System V7.0 (3 AS) Bundle consisting of: - SIMATIC PCS 7 BOX 416 Runtime System (AS/OS)	6DL5 438-1AA

- CEMAT OSRT3 V7.0 (3 ASs)	
----------------------------	--

9.7 CFC

	v7.1	v7.0	v6.1	v6.0
CFC Step7 - Option	SIFLA1CFCS0701	SIFLA1CFCS0700	SIFLA1CFCS0601	SIFLA1CFCS0600
CFC Unlimited Tags	SIFLA1CFCU0701	SIFLA1CFCU0700	SIFLA1CFCU0601	SIFLA1CFCU0600
CFC 5000 Tags	SIFLA1CFCD0701	SIFLA1CFCD0700	SIFLA1CFCD0601	SIFLA1CFCD0600
CFC 3000 Tags	SIFLA1CFC90701	SIFLA1CFC90700	SIFLA1CFC90601	SIFLA1CFC90600
CFC 2000 Tags	SIFLA1CFC70701	SIFLA1CFC70700	SIFLA1CFC70601	SIFLA1CFC70600
CFC 1000 Tags	SIFLA1CFC50701	SIFLA1CFC50700	SIFLA1CFC50601	SIFLA1CFC50600
CFC 500 Tags	SIFLA1CFC30701	SIFLA1CFC30700	SIFLA1CFC30601	SIFLA1CFC30600
CFC 250 Tags	SIFLA1CFC10701	SIFLA1CFC10700	SIFLA1CFC10601	SIFLA1CFC10600
CFC STEP 7 Simotion	SIFLA1CFCM0701	SIFLA1CFCM0700		
CFC STEP 7 Sinamics	SIFLA1CFCN0701	SIFLA1CFCN0700		

9.7.1 CFC Download Warning

see **SIMATIC PCS 7 V7.0 licensing model**

CFC Download Warning

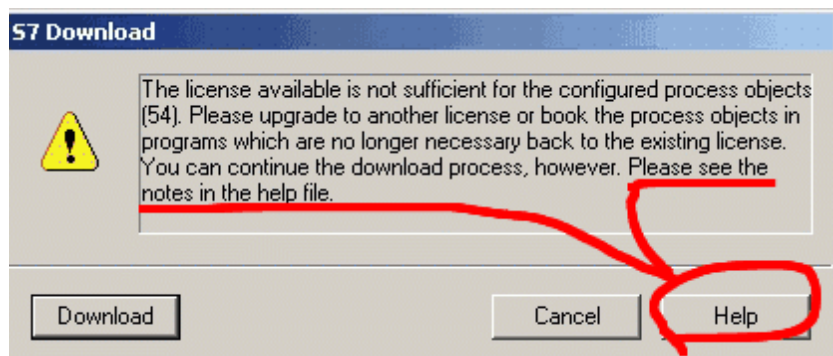
Warning wrote:

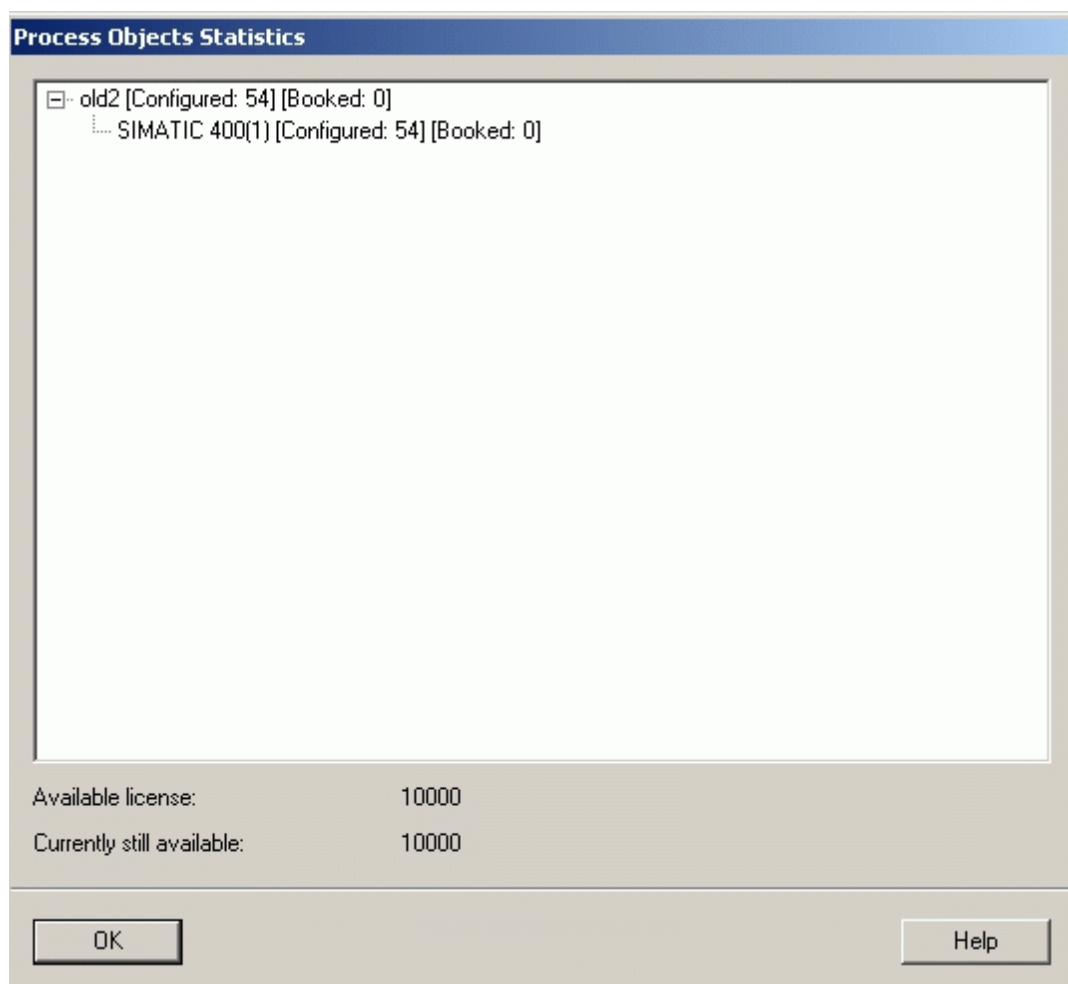
The license available is not sufficient for the configured process objects (54).

Please upgrade to another license or book the process objects in programs which are no longer necessary back to the existing license.

You can continue the download process, however.

Please see the notes in the help file.





Status	Family	Product	Version	License key
—	-	SIK/SIMATIC Driver Blocks V5.4	5.4	A1DRV854
—	SIMATIC HMI	WinCC RC (262144)	6.2	SIFLA9WRC70602
—	SIMATIC NET	Industrial Ethernet SOFTNET-S7 Power Pack	6.4	SIFLN5IESE0604
—	SIMATIC NET	Industrial Ethernet PN CBA OPC-Server	6.4	SIFLNOPCCB0604
—	SIMATIC PCS 7	SFC	7.0	SIFLA1SFC_0700
—	SIMATIC HMI	WinCC RC (153600)	6.2	SIFLA9WRC80602
—	SIMATIC STEP 7	S7-DOCPRO V5. 1	5.1	SIFLA1DOCP0501
—	SIMATIC PCS 7	PDM Routing	6.0	SIFLA3SPIE0600
→	SIMATIC PCS 7	PDM SinglePoint	6.0	SIFLA3SPSP0600
—	SIMATIC PCS 7	Maintenance ES	7.0	SIFLMAINE50700
—	SIMATIC PCS 7	Asset RT Unlimited tags	7.0	SIFLRTASSA0700
—	SIMATIC HMI	WinCC Advanced Process Ctrl	6.2	SIFLA1WPC20602
—	SIMATIC PCS 7	PDM HART Mux	6.0	SIFLA3SPHX0600
→	SIMATIC PCS 7	PDM Basic	6.0	SIFLA3SPBS0600
—	SIMATIC HMI	WinCC RT PO (unlimited)	6.2	SIFLA9WRP90602
—	SIMATIC PCS 7	PID-Tuner	7.0	SIFLA1PIDT0700
—	SIMATIC NET	Industrial Ethernet SOFTNET-S7 Lean	6.4	SIFLN5IESL0604
—	SIMATIC STEP 7	S7-SCL V5.3	5.3	SIFLA1SCL_0503
→	SIMATIC STEP 7	STEP 7 Professional Edition 2006	5.4	SIFLS7PROF0504
—	SIMATIC PCS 7	SFC-Visualization	7.0	SIFLA1SFCV0700
→	SIMATIC PCS7	PC57 RC (153600)	7.0	SIFLPCS7TT0700
—	SIMATIC NET	PROFIBUS SOFTNET-S7	6.4	SIFLN5PB570604
—	SIMATIC PCS 7	IEA	7.0	SIFLA1IEA_0700
—	SIMATIC NET	Industrial Ethernet S7-REDCONNECT	6.4	SIFLNIERCN0604
—	SIMATIC STEP 7	S7-PLCSIM V5.4	5.4	SIFLA1PLCS0504
—	SIMATIC PCS 7	Maintenance RT	7.0	SIFLYMAINR0700
—	SIMATIC HMI	WinCC Server	6.2	SIFLA9WSEC0602
—	SIMATIC HMI	WinCC RC PO (20000)	6.2	SIFLA9WCP80602
—	SIMATIC PCS 7	TH-PO	7.0	SIFLA1THPO0700
—	SIMATIC PCS 7	CFC - unlimited	7.0	SIFLA1CFCU0700
—	SIMATIC PCS 7	PDM Integration in STEP 7	6.0	SIFLA3SPBI0600
→	SIMATIC PCS 7	PDM (unlimited)	6.0	SIFLA3SPT90600
—	SIMATIC HMI	WinCC ES PO (unlimited)	6.2	SIFLA9WCP90602
—	SIMATIC PCS 7	Maintenance Station Runtime	7.0	SIFLYSM5R00700
—	SIMATIC STEP 7	Device Drivers S7DOS	7.0	SIFLS57DOS0700
—	SIMATIC PCS 7	AS RT PO (10000)	7.0	SIFPZASRPX0700A
—	SIMATIC PCS 7	Asset ES	7.0	SIFLA1ESA50700
—	SIMATIC HMI	WinCC Redundancy	6.2	SIFLA9WSRD0602

Status	License key ▲	Product	Version	Standard...	License type	License nu...	Storage location	Val:
—	SIFCYASRPX07006	AS RT PO	7.0	Floating	Count relevant			
—	SIFCYASRPX07007	AS RT PO	7.0	Floating	Count relevant			
—	SIFPZASRPX99991	AS RT PO	-	Floating	Pay-per-use	100 Click(s) (100 Clicks)	SIMATIC PCS 7	
—	SIFPZASRPX99992	AS RT PO	-	Floating	Pay-per-use	250 Click(s) (250 Clicks)	SIMATIC PCS 7	
—	SIFPZASRPX99993	AS RT PO	-	Floating	Pay-per-use	600 Click(s) (600 Clicks)	SIMATIC PCS 7	
—	SIFPZASRPX99994	AS RT PO	-	Floating	Pay-per-use	750 Click(s) (750 Clicks)	SIMATIC PCS 7	
—	SIFPZASRPX99995	AS RT PO	-	Floating	Pay-per-use	1000 Click(s) (1000 Clicks)	SIMATIC PCS 7	
—	SIFPZASRPX99996	AS RT PO	-	Floating	Pay-per-use	2000 Click(s) (2000 Clicks)	SIMATIC PCS 7	
—	SIFPZASRPX99997	AS RT PO	-	Floating	Pay-per-use	3000 Click(s) (3000 Clicks)	SIMATIC PCS 7	
—	SIFPZASRPX99998	AS RT PO	-	Floating	Pay-per-use	5000 Click(s) (5000 Clicks)	SIMATIC PCS 7	
—	SIFPZASRPX99999	AS RT PO	-	Floating	Pay-per-use	8500 Click(s) (8500 Clicks)	SIMATIC PCS 7	
—	SIFPZASRPX9999A	AS RT PO	-	Floating	Pay-per-use	10000 Click(s) (10000 Clicks)	SIMATIC PCS 7	

9.8 DocPro

473	A1DOCP03		DOCPRO V3.x	v3.x
472	A1DOCP05		DOCPRO V5.x	v5.x
471	A1DOCP51	SIFLA1DOCP0501	DOCPRO V5.1	v5.1
843	A1DOCP54	SIFLA1DOCP0504	DOCPRO v5.4	v5.4

9.9 D7-SYS

D7-SYS

Select>	Short name	Long name	License name	Version
944	A1DSYS70	SIFLA1DSYS0700	D7-SYS v7.0	v7.0
617	A1SFCT70	SIFLA1SFCT0700	SFC for TDC	v7.0
368	A1SFCT61	SIFLA1SFCT0601	SFC for D7-SYS	v6.1
461	A1DSYS62	SIFLA1DSYS0602	D7-SYS v6.2	v6.2
462	A1DSYS61		D7-SYS v6.1	v6.1

9.10 iMAP

Select>	Short name	Long name	License name	Version
677	A1IMAP30	SIFLA1IMAP0300	iMap	v3.0
678	A1IMAP20		iMap	v2.0

9.11 S7-GRAPH

406	A1S7GR03		S7-GRAPH V3.x	v3.x
405	A1S7GR04		S7-GRAPH V4.x	v4.x
404	A1S7GR05		S7-GRAPH V5.x	v5.x
403	A1S7GR51		S7-GRAPH V5.1	v5.1
402	A1S7GR52		S7-GRAPH V5.2	v5.2
401	A1S7GR53	SIFLA1S7GR050 3	S7-GRAPH V5.3	v5.3
400	A1S7GR54	SIFLA1S7GR050 4	S7-GRAPH V5.4	v5.4

9.12 Logon

448	A1LOGS1 0		Logon - Logon Service	v1.0
447	A1LOGS1 2	SIFLA1LOGS010 2	Logon - Logon Service 1.2	v1.2
446	A1LOGS1 3	SIFLA1LOGS010 3	Logon - Logon Service 1.3	v1.3
667	A1LOGS1 4	SIFLA1LOGS010 4	Logon - Logon Service 1.4	v1.4

9.12.1 Logon Rus

SIMATIC Logon

Windows.

9.13 Maintenance

[WinCC/MaintenancePCS7 v7.1](#)

[WinCC/Maintenance Station 2009](#)

[WinCC/Maintenance Station 2007](#)

See Calculating the asset tags (hardware components) for the maintenance station

9.13.1 Maintenance Station 2009

Enter topic text here.

	Short name	Long name	License name	Version
1189	SMSRT2020	SIFLSMSRT20200	Maintenance Station 2009 Runtime	v2.0

1190	SMSRT1020	SIFLSMSRT10200	Maintenance Station 2009 Runtime	v2.0
1191	YSMSR020	SIFCYMSR002003	Maintenance Station 2009 Runtime (1000)	v2.0
1192	YSMSR020	SIFCYMSR002002	Maintenance Station 2009 Runtime (500)	v2.0
1193	YSMSR020	SIFCYMSR002000	Maintenance Station 2009 Runtime (100)	v2.0

9.13.2 Maintenance Station 2007

WinCC/Maintenance Station 2007

See Calculating the asset tags (hardware components) for the maintenance station

	Short name	Long name	License name	Version
739	MAINES70	SIFLMAINES0700	Maintenance ES V7.0	v7.0
740	YMAINR70	SIFLYMAINR0700	Maintenance RT V7.0 (unlimited)	v7.0
741	YMAINR71	SIFCYMAINR0700 1	Maintenance RT V7.0 (10)	v7.0
742	YMAINR74	SIFCYMAINR0700 4	Maintenance RT V7.0 (100)	v7.0
1107	YMAINR75	SIFCYMAINR0700 5	Maintenance RT V7.0 (250)	v7.0
767	YMAINR76	SIFCYMAINR0700 6	Maintenance RT V7.0 (500)	v7.0
743	YMAINR77	SIFCYMAINR0700 7	Maintenance RT V7.0 (1000)	v7.0

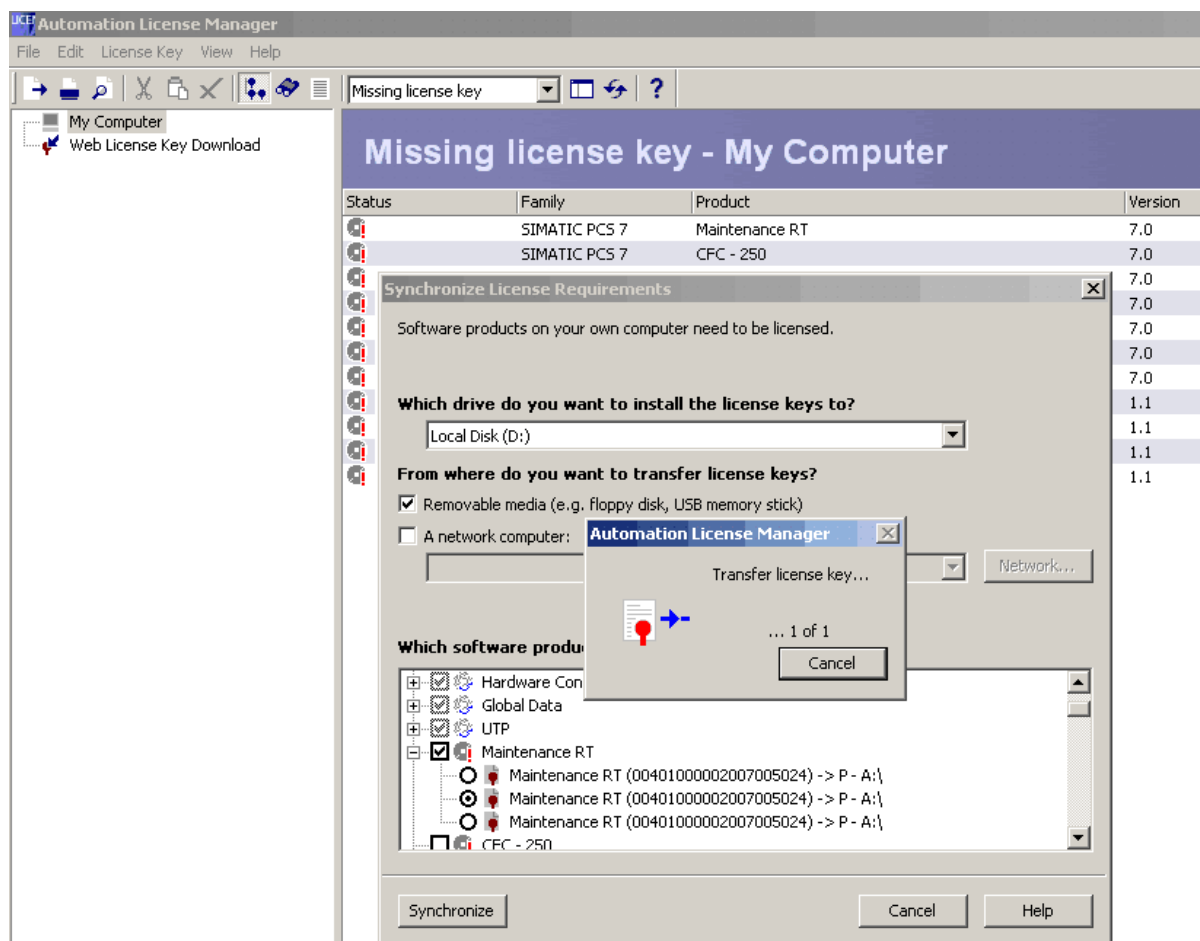
Order No.	Description
6ES7840-0WD00-0YA0	SIMATIC Maintenance Station 2007 Engineering SW (Floating License) RT license for 100 devices (Single License, count relevant)
6ES7840-0WD00-0YA7	SIMATIC Maintenance Station 2007 Engineering SW (Floating License) RT license for 100 devices , Trial (Trial License for 30 days)
6ES7840-0WD10-0YD0	SIMATIC Maintenance Station Powerpack 100 RT license for 100 additional devices (Single License, count relevant)
6ES7840-0WD20-0YD0	SIMATIC Maintenance Station Powerpack 500 RT license for 500 additional devices (Single License, count relevant)

6ES7840-0WD30-0YD0

SIMATIC Maintenance Station Powerpack 1000
RT license for 1000 additional devices (Single License, count relevant)

The Power Packs are independent of the current version.

You can install unlimited key SIFLYMAINR0700, or count's key SIFCYMAINR0700*



9.13.3 Maintenance PCS 7.1

Maintenance ES PCS7 v7.1

	Short name	Long name	License name	Version
1194	MAINES71	SIFLMAINES0701	Maintenance ES V7.1	v7.1
1195	YMAINR70	SIFLYMAINR0701	Maintenance RT V7.1 (unlimited)	v7.1
1196	YMAINR71	SIFCYMAINR0701	Maintenance RT V7.1 (10)	v7.1
1197	YMAINR74	SIFCYMAINR0701	Maintenance RT V7.1 (100)	v7.1

1198	YMAINR7 7	SIFCYMAINR0701 7	Maintenance RT V7.1 (1000)	v7.1
------	--------------	---------------------	----------------------------	------

9.14 Modular Safety System ES 2008

<http://support.automation.siemens.com/WW/view/en/30319329>

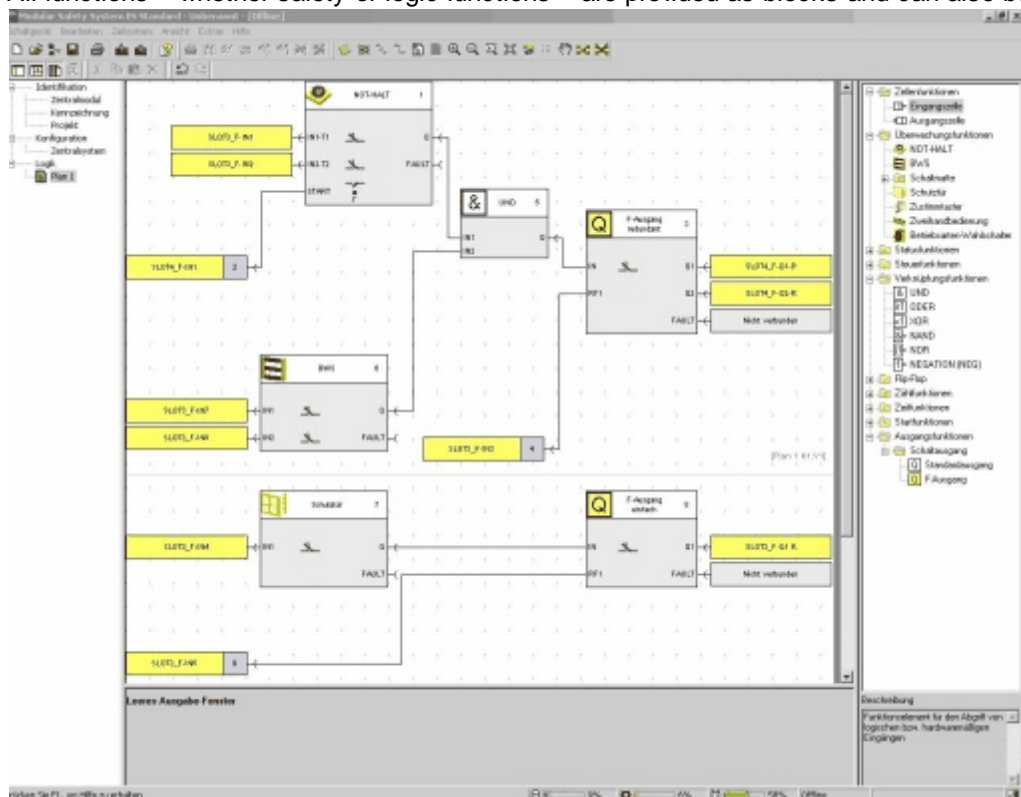
Modular Safety System ES is the engineering software package for configuration, start-up and diagnostics of the 3RK3 modular safety system.

The software combines the configuring of the hardware, the programming of the safety functions and the testing and diagnostics of the safety system.

The parameterization software forms part of the Modular Safety System and replaces laborious wiring of the individual functions by fast and easy parameterization.

All function elements can be placed via drag & drop.

All functions – whether safety or logic functions – are provided as blocks and can also be interlinked.



MSS training video

<http://support.automation.siemens.com/WW/view/en/29072826>

9.15 Motor Starter

Motor Starter ES 2007

<http://support.automation.siemens.com/WW/view/de/27102268>

http://support.automation.siemens.com/WW/llisapi.dll/csfetch/27102268/Motor_Starter_ES_2007.zip
(206876 KB)

821	MSTESP40	SIFLMSTESP0400	Motor Starter ES 2007 Premium	v4.0
822	MSTESS40	SIFLMSTESS0400	Motor Starter ES 2007 Standard	v4.0
823	MSTESB40	SIFLMSTESB0400	Motor Starter ES 2007 Basic	v4.0

Motor Starter ES 2007 Premium

for the connection to one or several motor starters via PROFIBUS DP or PROFINET or directly on the device via the system interface.

Motor Starter ES 2007 Standard

for direct connection to the motor starters via the system interface on the device, for parameterization and diagnostics.

Motor Starter ES 2007 Basic

for direct connection to the motor starters via the system interface on the device.

9.16 Net

Products without installed license key are in “Trial Mode“ and the lack of a license will be indicated during use.

<http://support.automation.siemens.com/WW/view/en/24290429>

With the complete implementation of the A&D licensing concept it became necessary with some SIMATIC NET PC software products of Edition 2006 to distribute the license keys according to function.

For example, with SOFTNET S7 IE Edition 2006 you get three license keys:

- One SOFTNET S7 Basic Key [SIFLNSIEPG0604](#) for PG/OP communication, i.e. communication is enabled in general.
- One SOFTNET S7 Lean Key [SIFLNSIESL0604](#) for the use of 1 to 8 connections via Industrial Ethernet.
- One SOFTNET S7 Powerpack Key [SIFLNSIESE0604](#) for the use more than 8 connections (9 to 64) via Industrial Ethernet.

Other SIMATIC NET PC software products that have more than one License Key are:

- S7 REDCONNECT, here the S7 1613 Key [SIFLNHIES70604](#) and the S7 REDCONNECT Key [SIFLNIERCN0604](#) are supplied.

- Upgrade packages for SIMATIC NET PC software products of Edition 2006, here an Upgrade Key plus up to two License Keys are supplied depending on the product.

Note:

The SIMATIC NET PC software appropriate for the licenses and the Automation License Manager (ALM) supplied must be installed to be able to install and use the license keys. Please note that all the license keys of a SIMATIC NET PC software product must be installed to be able to use the full function range of the software, because the new license keys now enable those features that you have procured as a SIMATIC NET PC software product without any overlapping.

<6.4	v6.4 (2006)	v7.0 (2007)	v7.1 (2008)		
A9SHL A90 SIFLA 0SHLA 0601	SIFLNIE RCN0604	SIFLNIE RCN0700	SIFLNIE RCN0701	NET Industrial Ethernet S7-REDCONNECT	also S7 1613 Key is required
	SIFLNHI ES70604	SIFLNHI ES70700	SIFLNHI ES70701	NET Industrial Ethernet S7-1613	
	SIFLNHP BDP0604	SIFLNHP BDP0700	SIFLNH PBDP0701	NET PROFIBUS DP- 5613	
	SIFLNHP BFM0604	SIFLNHP BFM0700	SIFLNH PBFM0701	NET PROFIBUS FMS-5613	
	SIFLNHP BS70604	SIFLNHP BS70700	SIFLNH PBS70701	NET PROFIBUS S7- 5613	
A9SCB AN0	SIFLNOP CCB0604	SIFLNOP CCB0700	SIFLNO PCCB0701	NET Industrial Ethernet PN CBA OPC-Server	
A9SO DXN0	SIFLNOP CDX0604	SIFLNOP CDX0700	SIFLNO PCDX0701	NET DX OPC-Server	
A9SN MPN0	SIFLNOP CSB0604	SIFLNOP CSB0700	SIFLNO PCSB0701	NET SNMP-OPC- Server Basic	Administration of up to 20 IP addresses

A9SN MUN0	SIFLNOP CSE0604	SIFLNOP CSE0700	SIFLNO PCSE07 01	NET SNMP-OPC- Server Power Pack	Administration of up to 200 IP addresses Expansion from Basic to Extended
A9SN MXN0 SIFLA 0SNM X0601				NET SNMP-OPC- Server-S7 Extended	Administration of up to 200 IP addresses
	SIFLNSIE PG0604	SIFLNSIE PG0700	SIFLNSI EPG070 1	NET Industrial Ethernet SOFTNET-S7 Basis	for PG/OP communication, i.e. communication is enabled in general
	SIFLNSIE PN0604	SIFLNSIE PN0700	SIFLNSI EPN070 1	NET Industrial Ethernet SOFTNET PN IO	
	SIFLNSIE SE0604	SIFLNSIE SE0700	SIFLNSI ESE0701	NET Industrial Ethernet SOFTNET-S7 Power Pack	for the use more than 8 connections (9 to 64) via Industrial Ethernet
A9SNE L90	SIFLNSIE SL0604	SIFLNSIE SL0700	SIFLNSI ESL0701	NET Industrial Ethernet SOFTNET-S7 Lean	for the use of 1 to 8 connections via Industrial Ethernet
A9SNE P90	SIFLNSP BDP0604	SIFLNSP BDP0700	SIFLNS PBDP07 01	NET PROFIBUS SOFTNET-DP	
A9SDP S90	SIFLNSP BDS0604	SIFLNSP BDS0700	SIFLNS PBDS07 01	NET PROFIBUS SOFTNET-DP Slave	
A9SNE X90	SIFLNSP BS70604	SIFLNSP BS70700	SIFLNS PBS7070 1	NET PROFIBUS SOFTNET-S7	
A9SSS CN0				NET Ind. Ethernet SOFTNET-Security Client V1.0	
A9SSP IN0				S7/SR Ind. Ethernet SOFTNET-S7 V6.3	
A9SS5 2N0				S7-5412/Windows NT	
A9SS5				NET PROFIBUS-S7	

290					
A9SS1 3N0				S7/SR Ind.Ethernet Windows NT	
A9SS1 390 SIFLA 0SS13 0601				NET Industrial Ethernet- S7	
A9SPI E60				SD-PMS Industrial ETHERNET	
A9SP5 290				NET PROFIBUS-PG	
A9S5I E60				S5-PMS	
A9SOP CN0				NET OPC-Server-DP	
A9SOP 7N0				NET OPC-Server-S7	
A9SOL D90				DP/OLE-Manager/ Windows	
A9SNE M90 SIFLA 0SNE M0601				NET BCE/Windows 2000	
A9SF5 290				NET PG-5412	
A9SD5 2N0				DP-5412/Windows NT	
A9SD5 290				NET PROFIBUS-DP	
A9SC7 P93				SIN/NCMS7 - PROFIBUS V4.x WINDOWS NT	
A9SC7 E93				SIN/NCMS7 - Ind. Ethernet V4.x WINDOWS NT	
A1S7N				NetPro V6.0	

P60					
A1S7N P02				NetPro V2.1	

9.16.1 Net 2008 v8.1

Net2011 v8.1

Select>	Short name	Long name	License name	Version
1394	NSIEPG99	SIFLNSIEPG9999	NET Industrial Ethernet SOFTNET-S7 Basis	v99.9
1395	NSIESL99	SIFLNSIESL9999	NET Industrial Ethernet SOFTNET-S7 Lean	v99.9
1359	NIERCN81	SIFLNIERCN0801	NET Industrial Ethernet S7- REDCONNECT	v8.1
1360	NHIES781	SIFLNHIES70801	NET Industrial Ethernet S7-1613	v8.1
1361	NHPBDP81	SIFLNHPBDP0801	NET PROFIBUS DP-5613	v8.1
1362	NHPBFM81	SIFLNHPBFM080 1	NET PROFIBUS FMS-5613	v8.1
1363	NHPBS781	SIFLNHPBS70801	NET PROFIBUS S7-5613	v8.1
1364	NOPCCB81	SIFLNOPCCB0801	NET Industrial Ethernet PN CBA OPC- Server	v8.1
1365	NOPCDX81	SIFLNOPCDX080 1	NET DX OPC-Server	v8.1
1366	NOPCSB81	SIFLNOPCSB0801	NET SNMP-OPC-Server Basic	v8.1

1367	NOPCSE81	SIFLNOPCSE0801	NET SNMP-OPC-Server Power Pack	v8.1
1368	NSIEPG81	SIFLNSIEPG0801	NET Industrial Ethernet SOFTNET-S7 Basis	v8.1
1369	NSIEPN81	SIFLNSIEPN0801	NET Industrial Ethernet SOFTNET PN IO	v8.1
1370	NSIESE81	SIFLNSIESE0801	NET Industrial Ethernet SOFTNET-S7 Power Pack	v8.1
1371	NSIESL81	SIFLNSIESL0801	NET Industrial Ethernet SOFTNET-S7 Lean	v8.1
1372	NSPBDP81	SIFLNSPBDP0801	NET PROFIBUS SOFTNET-DP	v8.1
1373	NSPBDS81	SIFLNSPBDS0801	NET PROFIBUS SOFTNET-DP Slave	v8.1
1374	NSPBS781	SIFLNSPBS70801	NET PROFIBUS SOFTNET-S7	v8.1
1375	NSIEL781	SIFLNSIEL0801	NET PROFIBUS SOFTNET-S7	v8.1
1387	NOPCSR81	SIFLNOPCSR0801	NET S7 OPC REDUNDANCY	v8.1
1352	A9SSSC20	SIFLA9SSSC0200	SOFTNET Security Client	v2.0

9.16.2 Net 2008 v7.1

<http://support.automation.siemens.com/WW/view/en/31675909>

1111	NIERCN71	SIFLNIERCN0701	NET Industrial Ethernet S7-REDCONNECT	v7.1
1112	NHIES771	SIFLNHIES70701	NET Industrial Ethernet S7-1613	v7.1
1113	NHPBDP71	SIFLNHPBDP0701	NET PROFIBUS DP-5613	v7.1
1114	NHPBFM71	SIFLNHPBFM0701	NET PROFIBUS FMS-5613	v7.1
1115	NHPBS771	SIFLNHPBS70701	NET PROFIBUS S7-5613	v7.1
1116	NOPCCB71	SIFLNOPCCB0701	NET Industrial Ethernet PN CBA OPC-Server	v7.1
1117	NOPCDX71	SIFLNOPCDX0701	NET DX OPC-Server	v7.1

1111	NIERCN71	SIFLNIERCN0701	NET Industrial Ethernet S7-REDCONNECT	v7.1
		1		
1118	NOPCSB71	SIFLNOPCSB0701	NET SNMP-OPC-Server Basic	v7.1
1119	NOPCSE71	SIFLNOPCSE0701	NET SNMP-OPC-Server Power Pack	v7.1
1120	NSIEPG71	SIFLNSIEPG0701	NET Industrial Ethernet SOFTNET-S7 Basis	v7.1
1121	NSIEPN71	SIFLNSIEPN0701	NET Industrial Ethernet SOFTNET PN IO	v7.1
1122	NSIESE71	SIFLNSIESE0701	NET Industrial Ethernet SOFTNET-S7 Power Pack	v7.1
1123	NSIESL71	SIFLNSIESL0701	NET Industrial Ethernet SOFTNET-S7 Lean	v7.1
1124	NSPBDP71	SIFLNSPBDP0701	NET PROFIBUS SOFTNET-DP	v7.1
1125	NSPBDS71	SIFLNSPBDS0701	NET PROFIBUS SOFTNET-DP Slave	v7.1
1126	NSPBS771	SIFLNSPBS70701	NET PROFIBUS SOFTNET-S7	v7.1
1127	NSIEL771	SIFLSNSIEL0701	NET PROFIBUS SOFTNET-S7	v7.1

9.16.3 NET 2007 v7.0

Net2007

<http://support.automation.siemens.com/WW/view/en/27011548>

Select>	Short name	Long name	License name	Version
824	NIERCN70	SIFLNIERCN0700	NET Industrial Ethernet S7-REDCONNECT	v7.0
825	NHIES770	SIFLNHIES70700	NET Industrial Ethernet S7-1613	v7.0
826	NHPBDP70	SIFLNHPBDP0700	NET PROFIBUS DP-5613	v7.0
827	NHPBFM70	SIFLNHPBFM0700	NET PROFIBUS FMS-5613	v7.0
828	NHPBS770	SIFLNHPBS70700	NET PROFIBUS S7-5613	v7.0
829	NOPCCB70	SIFLNOPCCB0700	NET Industrial Ethernet PN CBA OPC-Server	v7.0
830	NOPCDX70	SIFLNOPCDX0700	NET DX OPC-Server	v7.0

831	NOPCSB70	SIFLNOPCSB0700	NET SNMP-OPC-Server Basic	v7.0
832	NOPCSE70	SIFLNOPCSE0700	NET SNMP-OPC-Server Power Pack	v7.0
833	NSIEPG70	SIFLNSIEPG0700	NET Industrial Ethernet SOFTNET-S7 Basis	v7.0
834	NSIEPN70	SIFLNSIEPN0700	NET Industrial Ethernet SOFTNET PN IO	v7.0
835	NSIESE70	SIFLNSIESE0700	NET Industrial Ethernet SOFTNET-S7 Power Pack	v7.0
836	NSIESL70	SIFLNSIESL0700	NET Industrial Ethernet SOFTNET-S7 Lean	v7.0
837	NSPBDP70	SIFLNSPBDP0700	NET PROFIBUS SOFTNET-DP	v7.0
838	NSPBDS70	SIFLNSPBDS0700	NET PROFIBUS SOFTNET-DP Slave	v7.0
839	NSPBS770	SIFLNSPBS70700	NET PROFIBUS SOFTNET-S7	v7.0

9.16.4 NET 2006 v6.4

Net2006

Select>	Short name	Long name	License name	Version
679	NIERCN64	SIFLNIERCN0604	NET Industrial Ethernet S7-REDCONNECT	v6.4
680	NHIES764	SIFLNHIES70604	NET Industrial Ethernet S7-1613	v6.4
681	NHPBDP64	SIFLNHPBDP0604	NET PROFIBUS DP-5613	v6.4
682	NHPBFM64	SIFLNHPBFM0604	NET PROFIBUS FMS-5613	v6.4
683	NHPBS764	SIFLNHPBS70604	NET PROFIBUS S7-5613	v6.4
684	NOPCCB64	SIFLNOPCCB0604	NET Industrial Ethernet PN CBA OPC-Server	v6.4
685	NOPCDX64	SIFLNOPCDX0604	NET DX OPC-Server	v6.4
686	NOPCSB64	SIFLNOPCSB0604	NET SNMP-OPC-Server Basic	v6.4
687	NOPCSE64	SIFLNOPCSE0604	NET SNMP-OPC-Server Power Pack	v6.4
688	NSIEPG64	SIFLNSIEPG0604	NET Industrial Ethernet	v6.4

			SOFTNET-S7 Basis	
689	NSIEPN64	SIFLNSIEPN0604	NET Industrial Ethernet SOFTNET PN IO	v6.4
690	NSIESE64	SIFLNSIESE0604	NET Industrial Ethernet SOFTNET-S7 Power Pack	v6.4
691	NSIESL64	SIFLNSIESL0604	NET Industrial Ethernet SOFTNET-S7 Lean	v6.4
692	NSPBDP64	SIFLNSPBDP0604	NET PROFIBUS SOFTNET-DP	v6.4
693	NSPBDS64	SIFLNSPBDS0604	NET PROFIBUS SOFTNET-DP Slave	v6.4
694	NSPBS764	SIFLNSPBS70604	NET PROFIBUS SOFTNET-S7	v6.4

9.16.5 Net 2005 and <

Enter topic text here.

9.16.6 Which license do you need for S7 REDCONNECT?

Which license do you need for S7 REDCONNECT?

<http://support.automation.siemens.com/WW/view/en/20710190>

Software package	Description	
S7 REDCONNECT	Contains the functions of the software package S7-1613 plus redundant communication via S7 connections. Available licenses:	SIFL NHIE S707 01 SIFL NIER CN0 701
	* SIMATIC NET OPC server	
	* Industrial Ethernet S7-1613	
	* Industrial Ethernet S7 REDCONNECT	
S7 REDCONNECT upgrade	Contains the functions of the software package S7-1613 plus redundant communication via S7 connections to the upgrade of an earlier S7 REDCONNECT license. Available licenses:	
	* SIMATIC NET OPC server	
	* Industrial Ethernet S7-1613	
	* Industrial Ethernet S7 REDCONNECT	
POWERPACK S7 REDCONNECT	Extension of the S7-1613 license to S7 REDCONNECT for using the redundant communication via S7 connections. Available licenses:	SIFL NIER CN0 701
	* Industrial Ethernet S7 REDCONNECT	

Example:

You have a SIMATIC PC with one CP1613 and the "Industrial Ethernet S7-1613" license.

You need a second CP1613 and the "POWERPACK S7 REDCONNECT" software package to be able to

operate this PC properly with an H system in a redundant network (redundant system bus).

SIFLNIERCN0701	NET Industrial Ethernet S7-REDCONNECT	S5-compatible communication(SR)
SIFLNHIES70701	NET Industrial Ethernet S7-1613	S7 communication
SIFLNHPBDP0701	NET PROFIBUS DP-5613	PROFIBUS-DP S5-compatible communication (FDL)
SIFLNHPBFM0701	NET PROFIBUS FMS-5613	FMS communication
SIFLNHPBS70701	NET PROFIBUS S7-5613	S7 communication
SIFLNOPCCB0701	NET Industrial Ethernet PN CBA OPC-Server	PROFINET CBA requires the iMAP configuration tool.
SIFLNOPCDX0701	NET DX OPC-Server	Data Exchange
SIFLNOPCSB0701	NET SNMP-OPC-Server Basic	SNMP access via OPC Administration of up to 20 IP addresses
SIFLNOPCSE0701	NET SNMP-OPC-Server Power Pack	SNMP access via OPC Administration of up to 200 IP addresses
SIFLNSIEPG0701	NET Industrial Ethernet SOFTNET-S7 Basis	
SIFLNSIEPN0701	NET Industrial Ethernet SOFTNET PN IO	
SIFLNSIESE0701	NET Industrial Ethernet SOFTNET-S7 Power Pack	
SIFLNSIESL0701	NET Industrial Ethernet SOFTNET-S7 Lean	S7 communication S5-compatible communication(SR)
SIFLNSPBDP0701	NET PROFIBUS SOFTNET-DP	PROFIBUS-DP S5-compatible communication(FDL)
SIFLNSPBDS0701	NET PROFIBUS SOFTNET-DP Slave	PROFIBUS-DP (slave)
SIFLNSPBS70701	NET PROFIBUS SOFTNET-S7	
SIFLNSNSIEL07	NET PROFIBUS SOFTNET-S7	

SIFLNIERCN07 01	NET Industrial Ethernet S7- REDCONNECT	S5-compatible communication(SR)
01		

9.16.7 FAQ Russian

:
 CP5613 2; Simatic net Profibus DP-5613 Simatic net
 Profibus-S7; Simatic net.
 Configuration Console DP (
 CPU-315 2DP). Access points DPSONLINE
 CP5613A2(PROFIBUS).
 OPC-Scout OPC.SimaticNET CP5613
 Item (DP:[SYSTEM]&version()). DP:[CP
 5613]MW4 4- (
 S7 - S7:[CP 5611]MW4, CP5613 2,
 DP Configuration Console Access points
 S7ONLINE -
 S7).
 , , - The item definition does not
 exist in the server address space.
 , CPU-315 2DP
 , OPC-Scout?
 , CPU PB,
 5613 (). S7-
 DP-5613 5613,
 , 315-2DP,
 S7 S7-
 .
 ,
 SIMATIC\Docum., SIMATIC NET-Commissioning PC Station.
 7 Ethernet -
 . 8 5613

9.17 PDiagn

429	A1PDIA03		S7-PDIAG V3.x	v3.x
428	A1PDIA04		S7-PDIAG V4.x	v4.x
427	A1PDIA05		S7-PDIAG V5.x	v5.x
426	A1PDIA51		S7-PDIAG V5.1	v5.1
425	A1PDIA52		S7-PDIAG V5.2	v5.2
424	A1PDIA53	SIFLA1PDIA050 3	S7-PDIAG V5.3	v5.3
423	A1PDIA54	SIFLA1PDIA050 4	S7-PDIAG V5.4	v5.4

9.18 PDM

290.	A3SPT901		PDM Tag Count unlimited	
291.	A3SPT801		PDM max. 16384 Tags	
292.	A3SPT701		PDM max. 8192 Tags	
293.	A3SPT601		PDM max. 4096 Tags	
294.	A3SPT501		PDM up to 2048 TAGs	
295.	A3SPT401		PDM up to 1024 TAGs	
296.	A3SPT301		PDM max. 512 Tags	
297.	A3SPT101		PDM max. 128 Tags	
298.	A3SPR401		PDM RS 485	
299.	A3SPR201		PDM RS 232	
300.	A3SPIE01		PDM Routing	
301.	A3SPHX01		PDM HART Mux	
302.	A3SPHM01		PDM HART Modem	
303.	A3SPHB01		PDM ET200 HART	
304.	A3SPDP01		PDM Profibus DP/PA	
305.	A3SPD101		PDM Diagnosis	
306.	A3SPT960	SIFLA3SPT90600	PDM Tag Count unlimited	SIMATIC PCS 7
307.	A3SPT860	SIFLA3SPT80600	PDM up to 16384TAGs	SIMATIC PCS 7
308.	A3SPT760	SIFLA3SPT70600	PDM up to 8192TAGs	SIMATIC PCS 7
309.	A3SPT660	SIFLA3SPT60600	PDM up to 4096TAGs	SIMATIC PCS 7
310.	A3SPT560	SIFLA3SPT50600	PDM up to 2048 TAGs	SIMATIC PCS 7
311.	A3SPT460	SIFLA3SPT40600	PDM up to 1024 TAGs	SIMATIC PCS 7
312.	A3SPT360	SIFLA3SPT30600	PDM max. 512 Tags	SIMATIC PCS 7
313.	A3SPT160	SIFLA3SPT10600	PDM max. 128 Tags	SIMATIC PCS 7
314.	A3SPSP60	SIFLA3SPSP0600	PDM Routing	SIMATIC PCS 7
315.	A3SPR460	SIFLA3SPR40600	PDM RS 485	SIMATIC PCS 7
316.	A3SPR260	SIFLA3SPR20600	PDM RS 232	SIMATIC PCS 7
317.	A3SPIE60	SIFLA3SPIE0600	PDM Routing	SIMATIC PCS 7
318.	A3SPHX60	SIFLA3SPHX0600	PDM HART Mux	SIMATIC PCS 7
319.	A3SPHM60	SIFLA3SPHM0600	PDM HART Modem	SIMATIC PCS 7

320.	A3SPHB60	SIFLA3SPHB0600	PDM ET200 HART	SIMATIC PCS 7
321.	A3SPDP60	SIFLA3SPDP0600	PDM Profibus DP/PA	SIMATIC PCS 7
322.	A3SPD160	SIFLA3SPD10600	PDM Diagnosis	SIMATIC PCS 7
323.	A3SPBI60	SIFLA3SPBI0600	PDM Basis Integrated v6.0	SIMATIC PCS 7
324.	A3SPBS60	SIFLA3SPBS0600	PDM Basis Software V6.0	SIMATIC PCS 7
325.	A3SPBE60	SIFLA3SPBE0600	PDM Basis Evaluation v6.0	SIMATIC PCS 7
326.	A3SPBS04		PDM Basis Software V5.2	
327.	A3SPBS03		PDM Basis Standalone V5.1	
328.	A3SPBS02		PDM Basis Standalone V5	
329.	A3SPBS01		PDM Basis Standalone	
330.	A3SPBI01		PDM Basis Integrated	
331.	A3SPBE01		PDM Basis Evaluation	

1516	A3SPT961	SIFLA3SPT90601	PDM Tag Count unlimited	v6.1
1517	A3SPT861	SIFLA3SPT80601	PDM up to 16384 TAGs	v6.1
1518	A3SPT761	SIFLA3SPT70601	PDM up to 8192 TAGs	v6.1
1519	A3SPT661	SIFLA3SPT60601	PDM up to 4096 TAGs	v6.1
1520	A3SPT561	SIFLA3SPT50601	PDM up to 2048 TAGs	v6.1
1521	A3SPT461	SIFLA3SPT40601	PDM up to 1024 TAGs	v6.1
1522	A3SPT361	SIFLA3SPT30601	PDM max. 512 Tags	v6.1
1523	A3SPT161	SIFLA3SPT10601	PDM max. 128 Tags	v6.1
1524	A3SPSP61	SIFLA3SPSP0601	PDM Routing	v6.1
1525	A3SPR461	SIFLA3SPR40601	PDM RS 485	v6.1
1526	A3SPR261	SIFLA3SPR20601	PDM RS 232	v6.1
1527	A3SPIE61	SIFLA3SPIE0601	PDM Routing	v6.1
1528	A3SPHX61	SIFLA3SPHX0601	PDM HART Mux	v6.1
1529	A3SPHM61	SIFLA3SPHM0601	PDM HART Modem	v6.1
1530	A3SPHB61	SIFLA3SPHB0601	PDM ET200 HART	v6.1

1531	A3SPDP61	SIFLA3SPDP0601	PDM Profibus DP/PA	v6.1
1532	A3SPD161	SIFLA3SPD10601	PDM Diagnosis	v6.1
1533	A3SPBI61	SIFLA3SPBI0601	PDM Basis Integrated v6.1	v6.1
1534	A3SPBS61	SIFLA3SPBS0601	PDM Basis Software v6.1	v6.1
1535	A3SPBE61	SIFLA3SPBE0601	PDM Basis Evaluation v6.1	v6.1

9.19 PID

	Short name	Long name	License name	Version
361	A1STDC05		S7 Standard PID Tool V5.x	v5.x
421	A1PIDT61	SIFLA1PIDT0601	PCS7 PID-Tuner V6.1	v6.1
422	A1PIDT51		PCS7 PID-Tuner V5.1	v5.1
563	A1730202		S7 Standard PID Tool V2.x, V4.0	v2.x
564	A1730105		Modular PID Control 5.x	v5.x
565	A1730103		S7 Modular PID Tool V3.x, V4.0	v3.x
730	A1PIDT70	SIFLA1PIDT0700	PCS7 PID-Tuner V7.0	v7.0
943	A1STDC52	SIFLA1STDC0502	Standard PID Control Tool V5.2	v5.2
955	A1730151	SIFLA173010501	Modular PID Control 5.1	v5.1

PID Professional v11

1539	A1PPRC11	SIFLA1PPRC1100	PID Professional combo V11.0	v11.0
1540	A1PPRO11	SIFLA1PPRO1100	PID Professional V11.0	v11.0
1541	A1730111	SIFLA173011100	Modular PID Control V11.0	v11.0
1542	A1STDC11	SIFLA1STDC1100	Standard PID Control V11.0	v11.0

PID Professional combo V11.0 include: PID Professional, Modular PID Control, Standard PID Control

9.20 PCS7

Brief Overview of PCS 7

Description

PCS 7 is a process control system with many automatic functions to assist you during configuration.

It enables you to create a project fast and conveniently.

You will get to know some of these automatic functions in this Getting Started.

At the same time, PCS 7 provides the advanced user many options for creating individual, project-specific solutions customized to the requirements at hand.

These individual solutions are, of course, not part of this Getting Started – you can find additional about these in the configuration manuals once you are familiar with the basic functionality

SIMATIC PCS 7 is the future-proof process control system used in the "Totally Integrated Automation" concept by Siemens.

- Based on robust, industrial standard SIMATIC hardware and software components
- Modern, decentralized client/server architecture
- Simple and quick system expansion and optimization in-process
- Scalable from a small laboratory system to networks of plants with 60,000 measuring points
- For all applications: Continuous and batch applications
- For all industries: process, production and hybrid sectors
- Efficient, plant-wide engineering
- Flexible and simple integration of PROFIBUS-based field devices and drives
- Homogeneously integrated safety technology, certified by the T V (English Technical Inspectorate)
- Openness at all levels
- Increased availability through redundancy at all levels

- Modular structured and scalable batch system, SIMATIC BATCH
- Flexible route control system, SIMATIC Route Control
- 21 CFR part 11 compliance

PCS7 v7.0 include:

06_ALM__V3.0+HF1\

08_DotNetFramework__V1.1\

09_STEP7__V5.4+SP1+HF2\

10_CFC__V7.0 + HF1

11_SCL__V5.3+SP2\

12_SFC__V7.0\

13a_TH__V7.0\

13b_IEAPO__V7.0\

14_LIB__V7.0\

15_VXM__V7.0\

16_VT__V7.0\

17_PID_Tuner__V7.0\

18_DOCPRO__V5.1+SP2+HF1\

19_PLCSIM__V5.3+SP1+HF1\

20_WinCC__V6.2 + HF2

22_WebNavigator__V6.2\

25_StoragePlus__V1.2 + HF2

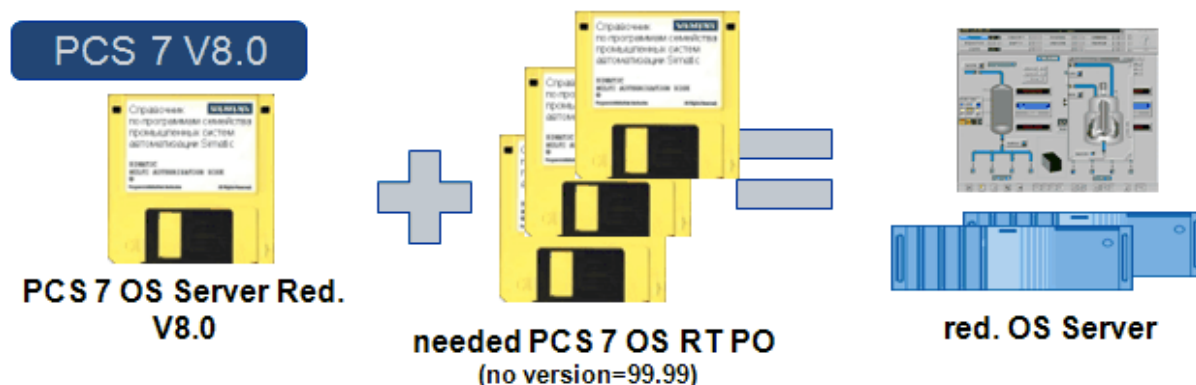
27_OPCCORECOMP\

28_OpenPCS7__V7.0 + HF1

31_SFV__V7.0\
32_AS_OS__V7.0\
33_PVI__V7.0\
36_PCS7_Faceplates__V7.0\
37_SIMNET_PCSW__V6.4+HF1\
60_SB__V7.0\
61_SBBLOCKS__V7.0\
70_SL__V1.3+SP1\
77_PDM__V6.0+SP2+HF1\
85_RouteControl__V7.0\
90_System_Docu__V7.0\
92_PCS7Tools__V7.0\
BATCH_Report__V7.0\
DCF77Client\
DiagMonitor__V3.0\
PCS7_Driver_Blocks__V5.2+HF4\
PCS7_Library__V5.2+HF6\
PCS7_Library__V6.0+SP1+HF8\
PCS7_Library__V6.1+SP1+HF4\
SimaticRights\
WinAC_SLOT__V4.0\
WinCC_Fileserver__V6.2\

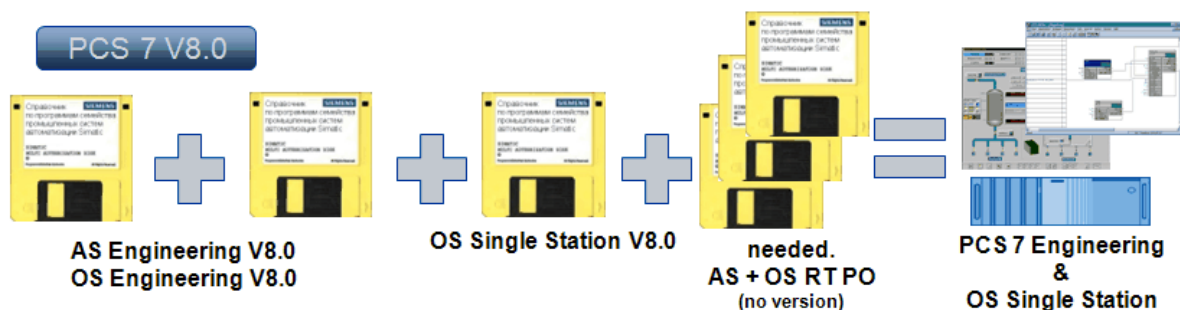
9.20.1 PCS7 v8.0

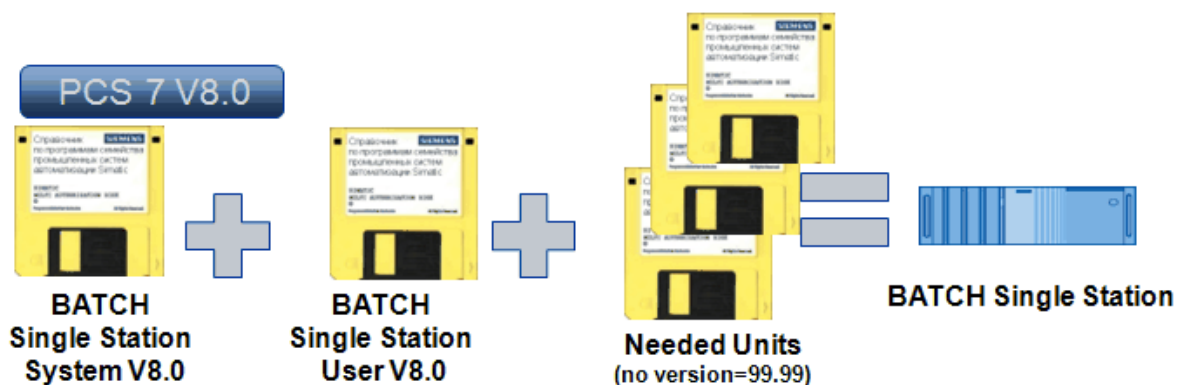
See PCS 7 V8.0 licensing model



SIMATIC PCS7 V8.0 OS Software Server Redundancy (PO 100)
Order No.: 6ES7652-3BA08-2YA0

SISLP7OSRE0800.ekb + SISCY9WTGX99997.ekb + SISCYP7ORT99991.ekb





ES
unlimited

Status	Family	Product	Version	Number of license ...	Standard license type	License type	Validity
→	SIMATIC PCS 7	AS Engineering	8.0	1	Floating	Unlimited	Unlimited
—	SIMATIC PCS 7	AS RT PO	-	1	Floating	Countable objects	10000 (10000)
—	SIMATIC PCS 7	BCE	8.0	1	Floating	Unlimited	Unlimited
—	SIMATIC PCS 7	IEAPO	8.0	1	Floating	Unlimited	Unlimited
—	SIMATIC PCS 7	Maintenance ES	8.0	1	Floating	Unlimited	Unlimited
—	SIMATIC PCS 7	OS Engineering	8.0	1	Floating	Unlimited	Unlimited
—	SIMATIC PCS 7	Version Trail	8.0	1	Floating	Unlimited	Unlimited

OS Server
redundant

Status	Family	Product	Version	Number of license keys	Standard license type	License type	Validity
→	SIMATIC PCS 7	BCE	8.0	1	Floating	Unlimited	Unlimited
—	SIMATIC PCS 7	OS RT PO	-	1	Single	Count relevant	5000
—	SIMATIC PCS 7	OS Server Redundancy	8.0	1	Single	Unlimited	Unlimited
—	SIMATIC HMI	WinCC Archive	-	1	Single	Count relevant	5000

OS client

Status	Family	Product	Version	Number of license keys	Standard license type	License type	Validity
—	SIMATIC PCS 7	OS Client	8.0	1	Floating	Unlimited	Unlimited
—	SIMATIC PCS 7	SFC-Visualization	8.0	1	Floating	Unlimited	Unlimited

SIMATIC PCS7 V8.0 Central Archive Server BasicPackage (1500 Var) Order No.: 6ES7658-2FA08-2YB0
SISLP7CAS_0800.ekb + SISCY9WTGX99991.ekb

Select>	Short name	Long name	License name	Version
1406	A1LOGS15	SIFLA1LOGS0105	Logon - Logon Service 1.5	v1.5
1407	A1CFCM80	SIFLA1CFCM0800	CFC V8.0 Simotion	v8.0
1408	A1CFCN80	SIFLA1CFCN0800	CFC V8.0 Sinamics	v8.0
1409	A1CFCS80	SIFLA1CFCS0800	CFC V8.0 STEP 7 Option	v8.0
1410	A1CFCU80	SIFLA1CFCU0800	CFC Unlimited Tags	v8.0

1424	A1SFCV80	SIFLA1SFCV0800	SFC-Visualization V8.0	v8.0
1425	A1SFC_80	SIFLA1SFC_0800	SFC V8.0	v8.0
1426	A1SFCT80	SIFLA1SFCT0800	SFC for TDC	v8.0
1427	A1VCCH80	SIFLA1VCCH0800	Version Cross Checker V8.0	v8.0
1428	A1VERT80	SIFLA1VERT0800	Version Trail	v8.0
1429	A1IEA_80	SIFLA1IEA_0800	IEA PCS 7 V8.0	v8.0
1430	A1STOV13	SIFLA1STOV0103	StoragePlus-Viewer	v1.3
1431	A1STOP13	SIFLA1STOP0103	StoragePlus	v1.3
1432	YA1BUN99	SIFCYA1BUN99990	BATCH 10 UNITS	v99.9
1433	YA1BUN99	SIFCYA1BUN99991	BATCH 20 UNITS	v99.9
1434	YA1BUN99	SIFCYA1BUN99994	BATCH 40 UNITS	v99.9
1435	YA1BUN99	SIFCYA1BUN99996	BATCH 100 UNITS	v99.9
1436	YA1BUN99	SIFCYA1BUN99998	BATCH 1000 UNITS	v99.9
1437	YP7PHA99	SIFCYP7PHA99991	Process Historian Archive (1500)	v99.9
1438	YP7PHA99	SIFCYP7PHA99992	Process Historian Archive (5000)	v99.9
1439	YP7PHA99	SIFCYP7PHA99993	Process Historian Archive (10000)	v99.9
1440	YP7PHA99	SIFCYP7PHA99994	Process Historian Archive (30000)	v99.9
1441	YP7PHA99	SIFCYP7PHA99995	Process Historian Archive (80000)	v99.9
1442	YP7PHA99	SIFCYP7PHA99996	Process Historian Archive (120000)	v99.9
1443	YA7RCR99	SIFCYA7RCR99991	Route Control Routes (10)	v99.9

1444	YA7RCR99	SIFCYA7RCR99992	Route Control Routes (50)	v99.9
1445	YP7ORT99	SIFCYP7ORT99991	OS RT PO (100)	v99.9
1446	YP7ORT99	SIFCYP7ORT99992	OS RT PO (1000)	v99.9
1447	YP7ORT99	SIFCYP7ORT99993	OS RT PO (5000)	v99.9
1448	YP7ORT99	SIFCYP7ORT99994	OS RT PO (2000)	v99.9
1449	A3SPFF80	SIFLA3SPFF0800	PDM Foundation Fieldbus	v8.0
1450	A3SPHX80	SIFLA3SPHX0800	PDM HART Mux	v8.0
1451	MAINES80	SIFLMAINES0800	Maintenance ES	v8.0
1452	P7OPEN80	SIFLP7OPEN0800	OpenPCS 7 Station	v8.0
1453	P7OPOS80	SIFLP7OPOS0800	OpenPCS 7 Station / OS	v8.0
1454	A1THPO80	SIFLA1THPO0800	TH	v8.0
1455	P7ASES80	SIFLP7ASES0800	AS Engineering	v8.0
1456	P7BCE_80	SIFLP7BCE_0800	BCE	v8.0
1457	UA7RCR99	SIFLUA7RCR99999	Route Control Routes(unlimited)	v99.9
1458	UP7ICA99	SIFLUP7ICA99999	Information Server - Client Access (unlimited)	v99.9
1459	UP7ORT99	SIFLUP7ORT99999	OS RT PO(unlimited)	v99.9
1460	UP7PHA99	SIFLUP7PHA99999	Process Historian Archive (unlimited)	v99.9
1461	UP7WEB99	SIFLUP7WEB99999	OS Web Server(unlimited)	v99.9
1462	P7IE_80	SIFLP7IE_0800	IE	v8.0

1463	P7CAS_80	SIFLP7CAS_0800	OS Central Archive Server	v8.0
1464	P7DAMO80	SIFLP7DAMO0800	OS DataMonitor	v8.0
1465	P7REDU80	SIFLP7REDU0800	OS Redundancy	v8.0
1466	P7SERB80	SIFLP7SERB0800	OS Server Basic	v8.0
1467	P7SISB80	SIFLP7SISB0800	OS Single Station Basic	v8.0
1468	P7STPL80	SIFLP7STPL0800	OS StoragePlus	v8.0
1469	P7CLIE80	SIFLP7CLIE0800	OS Client	v8.0
1470	P7OSEB80	SIFLP7OSEB0800	OS Engineering Basic	v8.0
1471	P7OSES80	SIFLP7OSES0800	OS Engineering	v8.0
1472	P7OSSV80	SIFLP7OSSV0800	OS Server	v8.0
1473	P7OSRE80	SIFLP7OSRE0800	OS Server Redundancy	v8.0
1474	P7OSSR80	SIFLP7OSSR0800	OS Single Station Redundancy	v8.0
1475	P7OSSP80	SIFLP7OSSP0800	OS StoragePlus	v8.0
1476	P7WDIC80	SIFLP7WDIC0800	WebDiagnose Client	v8.0
1477	P7WDIS80	SIFLP7WDIS0800	WebDiagnose Server	v8.0
1478	P7WEBS80	SIFLP7WEBS0800	OS Web Server Basic	v8.0
1479	P7PRMS80	SIFLP7PRMS0800	Promoter Package System	v8.0
1480	A1BAPI80	SIFLA1BAPI0800	BATCH API	v8.0
1481	A1BCLI80	SIFLA1BCLI0800	BATCH Client	v8.0
1482	A1BREC80	SIFLA1BREC0800	BATCH Recipe System	v8.0

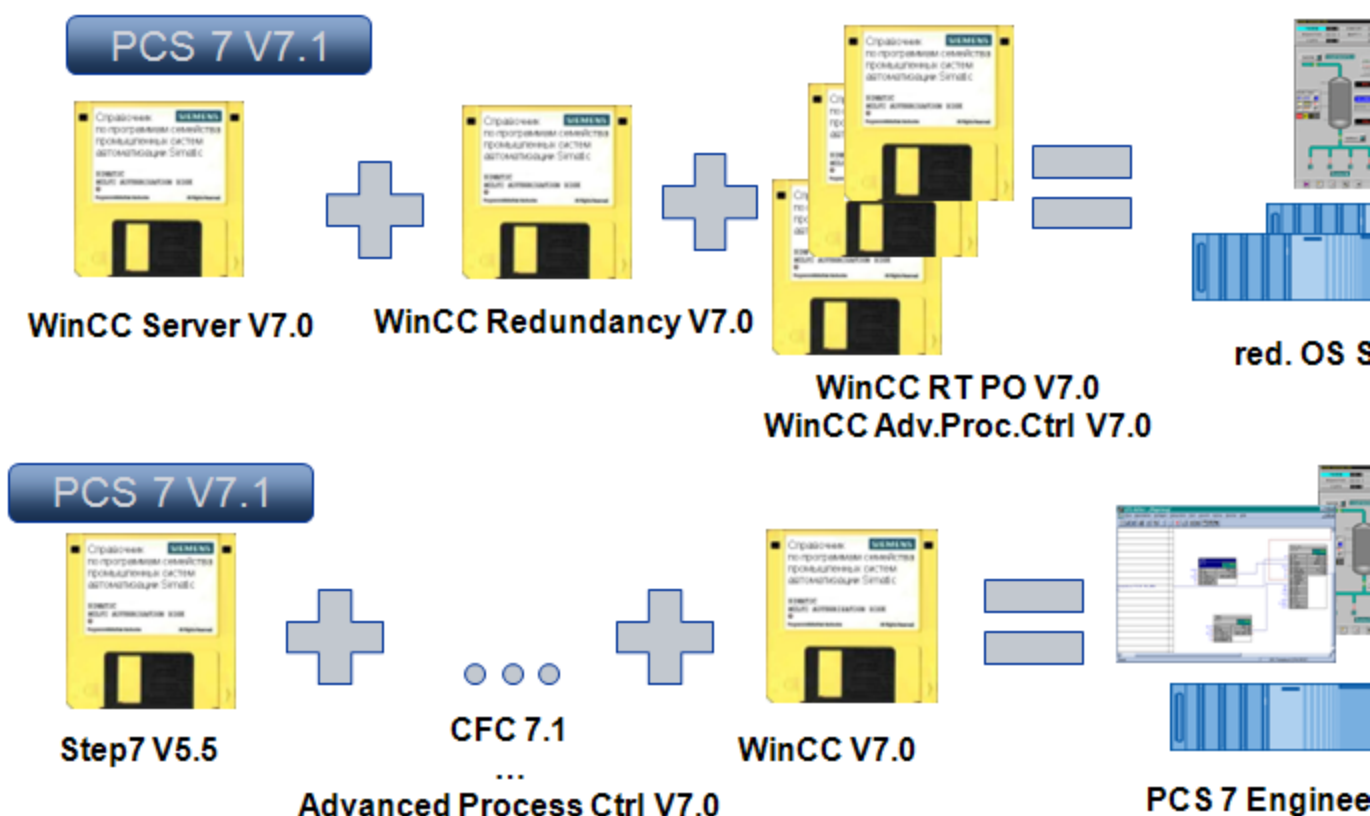
1483	A1BSER80	SIFLA1BSER0800	BATCH Server	v8.0
1484	A1VXME80	SIFLA1VXME0800	Version Cross Manager	v8.0
1485	A3EXTE80	SIFLA3EXTE0800	PDM Extended	v8.0
1486	A3SPBI80	SIFLA3SPBI0800	PDM Integration in STEP 7	v8.0
1487	A3SPBS80	SIFLA3SPBS0800	PDM Basic	v8.0
1488	A3SPIE80	SIFLA3SPIE0800	PDM Routing	v8.0
1489	A7RCCX80	SIFLA7RCCX0800	Route Control Center	v8.0
1490	A7RCEN80	SIFLA7RCEN0800	Route Control Engineering	v8.0
1491	A7RCS180	SIFLA7RCS10800	Route Control Server	v8.0
1492	ADVES180	SIFLADVES10800	AdvancedES	v8.0
1493	MANCON10	SIFLMANCON0100	Management Console	v1.0
1494	P7PRMU80	SIFLP7PRMU0800	Promoter Package User	v8.0
1495	P7RTX199	SIFLP7RTX19999	RTX	v99.9
1496	SP7ISV80	SIFLSP7ISV0800	Information Server	v8.0
1497	SP7PHB80	SIFLSP7PHB0800	Process Historian Archive - Batch	v8.0
1498	SP7PHR80	SIFLSP7PHR0800	Process Historian Redundancy	v8.0
1499	SP7PHS80	SIFLSP7PHS0800	Process Historian Server	v8.0
1500	PCS7TT80	SIFLPCS7TT0800	PCS 7 Trial	v8.0
1501	PCS7T280	SIFLPCS7T20800	PCS 7 Trial	v8.0
1502	A1BSSS80	SIFLA1BSSS0800	BATCH Single Station System	v8.0

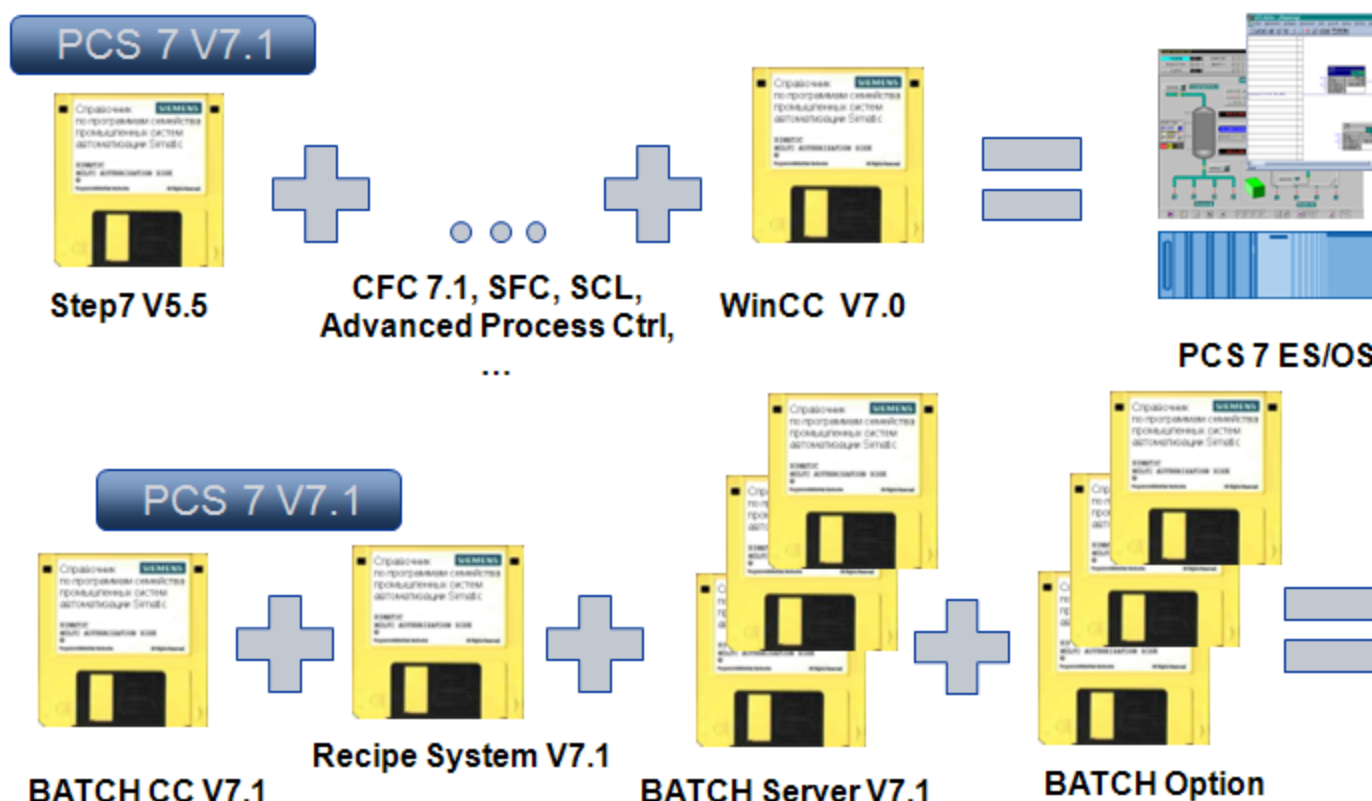
1503	A1BSSU80	SIFLA1BSSU0800	BATCH Single Station User	v8.0
1269	ZASRPX99	SIFPZASRPX99999A	PCS7 AS RT PO 10000	v99.9
1270	ZASRPX99	SIFPZASRPX99999	PCS7 AS RT PO 8500	v99.9
1271	ZASRPX99	SIFPZASRPX99998	PCS7 AS RT PO 5000	v99.9
1272	ZASRPX99	SIFPZASRPX99997	PCS7 AS RT PO 3000	v99.9
1273	ZASRPX99	SIFPZASRPX99996	PCS7 AS RT PO 2000	v99.9
1274	ZASRPX99	SIFPZASRPX99995	PCS7 AS RT PO 1000	v99.9
1275	ZASRPX99	SIFPZASRPX99994	PCS7 AS RT PO 750	v99.9
1276	ZASRPX99	SIFPZASRPX99993	PCS7 AS RT PO 500	v99.9
1277	ZASRPX99	SIFPZASRPX99992	PCS7 AS RT PO 250	v99.9
1278	ZASRPX99	SIFPZASRPX99991	PCS7 AS RT PO 100	v99.9
984	A9WSRD70	SIFLA9WSRD0700	WINCC Redundancy	v7.0
1052	A9WLB170	SIFLA9WLB10700	WINCC-V7 Load Balancing	v7.0
1053	A9LB1070	SIFLA9LB100700	WINCC-V7 Load Balancing Step Up	v7.0
985	A9WDS170	SIFLA9WDS10700	WINCC WebDiag Server	v7.0
990	A9WSN370	SIFLA9WSN30700	WINCC-V7 WebNavigator 25 Clients	v7.0
1009	A9WVC670	SIFLA9WVC60700	WINCC-V7 WinCC Dat@M.150 Clients	v7.0
977	A9WARC70	SIFLA9WARC0700	WINCC User Archives	v7.0
811	Y9WTG762	SIFCY9WTGX06027	WINCC-V6 Arch 120000 ATg	v6.2

994	A9WRT770	SIFLA9WRT70700	WINCC-V7 RT 256K PTg 512 ATg	v7.0
1002	A9WRC770	SIFLA9WRC70700	WINCC-V7 RC 256K PTg 512 ATg	v7.0
1019	A9WSEC70	SIFLA9WSEC0700	WINCC Server	v7.0
1020	A9WOP170	SIFLA9WOP10700	WINCC-V7 Connectivity Pack	v7.0
981	Y9WTG370	SIFCY9WTGX99993	WINCC-V7 Arch 30000 ATg	v99.9
982	Y9WTG270	SIFCY9WTGX99992	WINCC-V7 Arch 5000 ATg	v99.9
983	Y9WTGX99	SIFCY9WTGX99991	WINCC-V7 Arch 1500 ATg	v99.9

9.20.2 PCS7 v7.1

See PCS 7 V7.0 licensing model





9.20.3 PCS7 v7.0

576.	PCS7TT70	SIFLPCS7TT0700	PCS7 6.1 SP1 RC 150K PTg 512 ATg	SIMATIC PCS7
577.	P7WSV470	SIFLP7WSV40700	PCS 7 - Web Server 50 clients	SIMATIC PCS 7
578.	P7WSV370	SIFLP7WSV30700	PCS 7 - Web Server 25 clients	SIMATIC PCS 7
579.	P7WSV270	SIFLP7WSV20700	PCS 7 - Web Server 10 clients	SIMATIC PCS 7
580.	P7WSV170	SIFLP7WSV10700	PCS 7 - Web Server 3 clients	SIMATIC PCS 7
581.	RTASS570	SIFLRTASSA0700	Asset RT unlimited	SIMATIC PCS 7
582.	RTASS470	SIFLRTASS40700	Asset RT 2048 Tags	SIMATIC PCS 7
583.	RTASS370	SIFLRTASS30700	Asset RT 1024 Tags	SIMATIC PCS 7
584.	RTASS270	SIFLRTASS20700	Asset RT 512 Tags	SIMATIC PCS 7
585.	RTASS170	SIFLRTASS10700	Asset RT (128)	SIMATIC PCS 7
586.	A1BSP970	SIFLA1BSP90700	BATCH Server9 unlim V7.0	SIMATIC PCS 7
587.	A1BSP670	SIFLA1BSP60700	BATCH Server2 1800 Obj V7.0	SIMATIC PCS 7
588.	A1BSP470	SIFLA1BSP40700	BATCH Server1 600 Obj V7.0	SIMATIC PCS 7
589.	A1BSP270	SIFLA1BSP20700	BF Server0 300 Obj V7.0	SIMATIC PCS 7
590.	A1BSP070	SIFLA1BSP00700	BF Server0 150 Obj V7.0	SIMATIC PCS 7
591.	A1BROP70	SIFLA1BROP0700	BF ROP Lib V7.0	SIMATIC PCS 7
592.	A1BREC70	SIFLA1BREC0700	BF Recipe System V7.0	SIMATIC PCS 7
593.	A1BPLA70	SIFLA1BPLA0700	BF Batch Planning V7.0	SIMATIC PCS 7
594.	A1BFOR70	SIFLA1BFOR0700	BF Formulas V7.0	SIMATIC PCS 7
595.	A1BBCC70	SIFLA1BBCC0700	BF BatchCC V7.0	SIMATIC PCS 7
596.	A1BAPS70	SIFLA1BAPS0700	BF API (Server) V7.0	SIMATIC PCS 7
597.	A1BAPI70	SIFLA1BAPI0700	BF API V7.0	SIMATIC PCS 7
598.	A1BHIE70	SIFLA1BHIE0700	BF Multi level Recipe V7.0	SIMATIC PCS 7
599.	A1CFCS70	SIFLA1CFCS0700	CFC V7.0 STEP 7 - Option	SIMATIC STEP 7
600.	A1CFCU70	SIFLA1CFCU0700	CFC Unlimited Tags	SIMATIC PCS 7
601.	A1CFCD70	SIFLA1CFCD0700	CFC V7.0 (5000)	SIMATIC PCS 7
602.	A1CFC970	SIFLA1CFC90700	CFC V7.0 (3000)	SIMATIC PCS 7

603.	A1CFC770	SIFLA1CFC70700	CFC V7.0 (2000)	SIMATIC PCS 7
604.	A1CFC570	SIFLA1CFC50700	CFC V7.0 (1000)	SIMATIC PCS 7
605.	A1CFC370	SIFLA1CFC30700	CFC V7.0 (500)	SIMATIC PCS 7
606.	A1CFC170	SIFLA1CFC10700	CFC V7.0 (250)	SIMATIC PCS 7
607.	A1VCCH70	SIFLA1VCCH0700	Version Cross Checker V7.0	SIMATIC STEP 7
608.	A1VERT70	SIFLA1VERT0700	Version Trail	SIMATIC STEP 7
609.	A1IEA 70	SIFLA1IEA 0700	IEA PCS 7 7.0	SIMATIC PCS 7
610.	A7RCS370	SIFLA7RCS30700	Route Control Server 300 simultaneous	SIMATIC PCS 7
611.	A7RCS270	SIFLA7RCS20700	Route Control Server (100)	SIMATIC PCS 7
612.	A7RCS170	SIFLA7RCS10700	Route Control Server 30 simultaneous	SIMATIC PCS 7
613.	A7RCEN70	SIFLA7RCEN0700	Route Control Engineering	SIMATIC PCS 7
614.	A7RCCX70	SIFLA7RCCX0700	Route Control Center	SIMATIC PCS 7
615.	A1SFCV70	SIFLA1SFCV0700	SFC-Visualization V7.0	SIMATIC PCS 7
616.	A1SFC 70	SIFLA1SFC 0700	SFC V7.0	SIMATIC PCS 7
617.	A1SFCT70	SIFLA1SFCT0700	SFC for D7-SYS	SIMATIC STEP 7
618.	A1ESAS70	SIFLA1ESAS0700	Asset ES	SIMATIC PCS 7
619.	A1SAFV70	SIFLA1SAFV0700	Safety Matrix Viewer V7.0	SIMATIC PCS 7
620.	A1SAFM70	SIFLA1SAFM0700	Safety Matrix Tool V7.0	SIMATIC PCS 7
621.	A1SAFE70	SIFLA1SAFE0700	Safety Matrix Editor V7.0	SIMATIC PCS 7
622.	A9W ARC62	SIFLA9W ARC0602	WINCC User Archives	SIMATIC HMI
623.	A9WTG662	SIFLA9WTG70602	WINCC-V6 Arch 120000 ATg	SIMATIC HMI
624.	A9WTG562	SIFLA9WTG50602	WINCC-V6 Arch 80000 ATg	SIMATIC HMI
625.	A9WTG462	SIFLA9WTG40602	WINCC-V6 Arch 4G ATg UNLIM	SIMATIC HMI
626.	A9WTG362	SIFLA9WTG30602	WINCC-V6 Arch 30000 ATg	SIMATIC HMI
627.	A9WTG262	SIFLA9WTG20602	WINCC-V6 Arch 5000 ATg	SIMATIC HMI
628.	A9WTG162	SIFLA9WTG10602	WINCC-V6 Arch 1500 ATg	SIMATIC HMI
629.	A9WSRD62	SIFLA9WSRD0602	WINCC Redundancy	SIMATIC HMI
630.	A9WDS162	SIFLA9WDS10602	WINCC WebDiag Server	SIMATIC HMI
631.	A9WDC162	SIFLA9WDC10602	WINCC WebDiag Client	SIMATIC HMI
632.	A9WSN662	SIFLA9WSN60602	WINCC-V6.2 WebNavigator 150 Clients	SIMATIC HMI
633.	A9WSN562	SIFLA9WSN50602	WINCC-V6.2 WebNavigator 100 Clients	SIMATIC HMI
634.	A9WSN462	SIFLA9WSN40602	WINCC-V6.2 WebNavigator 50 Clients	SIMATIC HMI
635.	A9WSN362	SIFLA9WSN30602	WINCC-V6.2 WebNavigator 25 Clients	SIMATIC HMI
636.	A9WSN262	SIFLA9WSN20602	WINCC-V6.2 WebNavigator 10 Clients	SIMATIC HMI
637.	A9WSN162	SIFLA9WSN10602	WINCC-V6.2 WebNavigator 3 Clients	SIMATIC HMI
638.	A9WRT862	SIFLA9WRT80602	WINCC-V6 RT 150K PTg 512 ATg	SIMATIC HMI
639.	A9WRT762	SIFLA9WRT70602	WINCC-V6 RT 256K PTg 512 ATg	SIMATIC HMI
640.	A9WRT662	SIFLA9WRT60602	WINCC-V6 RT 100K PTg 512 ATg	SIMATIC HMI
641.	A9WRT562	SIFLA9WRT50602	WINCC-V6 RT 8000 PTg 512 ATg	SIMATIC HMI
642.	A9WRT462	SIFLA9WRT40602	WINCC-V6 RT 64K PTg 512 ATg	SIMATIC HMI
643.	A9WRT362	SIFLA9WRT30602	WINCC-V6 RT 1024 PTg 512 ATg	SIMATIC HMI
644.	A9WRT262	SIFLA9WRT20602	WINCC-V6 RT 256 PTg 512 ATg	SIMATIC HMI
645.	A9WRT162	SIFLA9WRT10602	WINCC-V6 RT 128 PTg 512 ATg	SIMATIC HMI
646.	A9WRC862	SIFLA9WRC80602	WINCC-V6 RC 150K PTg 512 ATg	SIMATIC HMI
647.	A9WRC762	SIFLA9WRC70602	WINCC-V6 RC 256K PTg 512 ATg	SIMATIC HMI
648.	A9WRC662	SIFLA9WRC60602	WINCC-V6 RC 100K PTg 512 ATg	SIMATIC HMI
649.	A9WRC562	SIFLA9WRC50602	WINCC-V6 RC 8000 PTg 512 ATg	SIMATIC HMI
650.	A9WRC462	SIFLA9WRC40602	WINCC-V6 RC 64K PTg 512 ATg	SIMATIC HMI
651.	A9WRC362	SIFLA9WRC30602	WINCC-V6 RC 1024 PTg 512 ATg	SIMATIC HMI
652.	A9WRC262	SIFLA9WRC20602	WINCC-V6 RC 256 PTg 512 ATg	SIMATIC HMI
653.	A9WRC162	SIFLA9WRC10602	WINCC-V6 RC 128 PTg 512 ATg	SIMATIC HMI
654.	A9WVC662	SIFLA9WVC60602	WINCC-V6 WinCC Dat@M.150 Clients	SIMATIC HMI
655.	A9WVC562	SIFLA9WVC50602	WINCC-V6 WinCC Dat@M.100 Clients	SIMATIC HMI
656.	A9WVC462	SIFLA9WVC40602	WINCC-V6 WinCC Dat@M.50 Clients	SIMATIC HMI
657.	A9WVC362	SIFLA9WVC30602	WINCC-V6 WinCC Dat@M.25 Clients	SIMATIC HMI
658.	A9WVC262	SIFLA9WVC20602	WINCC-V6 WinCC Dat@M.10 Clients	SIMATIC HMI

659.	A9WVC162	SIFLA9WVC10602	WINCC-V6 WinCC Dat@M.3 Clients	SIMATIC HMI
660.	A9WSPA62	SIFLA9WSPA0602	WINCC ProAgent WinCC	SIMATIC HMI
661.	A9WSP362	SIFLA9WSP30602	WINCC ProAgent 16 Clients	SIMATIC HMI
662.	A9WSP262	SIFLA9WSP20602	WINCC ProAgent 8 Clients	SIMATIC HMI
663.	A9WSP162	SIFLA9WSP10602	WINCC ProAgent 4 Clients	SIMATIC HMI
664.	A9WSEC62	SIFLA9WSEC0602	WINCC Server	SIMATIC HMI
665.	A9WOP162	SIFLA9WOP10602	WINCC-V6 Connectivity Pack	SIMATIC HMI
666.	A1ADMT14	SIFLA1ADMT0104	Logon - Admin Tool 1.4	SIMATIC PCS 7
667.	A1LOGS14	SIFLA1LOGS0104	Logon - Logon Service 1.4	SIMATIC PCS 7

864	A9WCP96 2	SIFLA9WCP9060 2	WinCC ES PO (unlimited)	v6.2
865	A9WRP36 2	SIFLA9WRP3060 2	WinCC RT PO (2000)	v6.2
866	A9WRP96 2	SIFLA9WRP9060 2	WinCC RT PO (unlimited)	v6.2

9.20.3.1 PCS 7 V7.0 licensing model

SIMATIC PCS 7 V7.0 licensing model

With the introduction of SIMATIC PCS 7 V7.0, the licensing of ES, OS and AS has also been changed. The aim of the new licensing for ES, OS and AS is:

Simplification and price reduction for the engineering, and

Harmonization of the invoicing unit

The invoicing unit now used for OS (previously variables) and AS (previously unit paper license) will be the process object (PO), as already used with ES, i.e. all blocks for operator input and control. The prices will in future mainly be based on the process objects of the AS and OS runtime systems. In principle, there are no more quantity restrictions with pure engineering.

OS licensing changes

Instead of variables, process objects will now be counted and invoiced with the OS. In addition, the sum of variables used by the POs will be checked, whereby on the average up to 50 variables are permitted per PO. All variables not associated with blocks for operator input and control, e.g. manual variables or external variables created by the system, will be converted to process objects with a divisor of 25 variables/PO.

AS licensing changes

A volume-dependent AS runtime license has been newly introduced. As is the case with the OS, each block for operator input and control (process object) running on an AS will be counted and invoiced. One PO will be counted for one SFC.

In view of the fact that the AS at present cannot store and check any licenses, license administration

will be done by the ES, which will calculate the no. of process objects used upon downloading. The AS runtime license is designed as "Count Relevant License", i.e. it can be expanded as required with staged licenses for 100, 1 000 or 10 000 POs. Additional process objects are simply added to existing ones.

SIFYMAINR07004.EKB	Maintenance RT Count Relevant : 100
--------------------	--

In order to ensure a smooth introduction of the new AS runtime licenses, license checks on the system side will be discontinued for a limited transition period. In preparation for the activation of license checks we recommend that you keep licenses with a sufficient no. of process objects on the engineering station, which is normally used for loading of the automation systems.

Existing AS runtime license documents (e.g. "SIMATIC PCS 7, SOFTWARE RUNTIME LICENSE LIBRARY BLOCKS") can be converted to new AS runtime licenses (100 POs) within one year. Detailed information on this topic will be published soon.

ES licensing changes

Depending on its application, an engineering station is either configurable as combined ES/OS station for small applications, or as classical engineering station not suitable as operator system for productive operation.

Classical engineering station with an unlimited no. of process objects (PO unlimited) in three versions:

AS/OS: for AS and OS Engineering

OS: only for OS Engineering

AS: only for AS Engineering

With the OS and AS/OS versions the OS configuration can be checked in an OS test mode limited to 2 hours. This OS test mode is not suitable for productive operation. When the two hours have elapsed, the ES will automatically switch to demo mode. The AS/OS versions is particularly attractive, due to the inclusion of an AS runtime license for 600 POs.

Note: If the ES is also used for WinCC projects (SCADA engineering), variables will be counted as before. For such projects the ES must be additionally licensed with variables. These are subject to volume restrictions, as before.

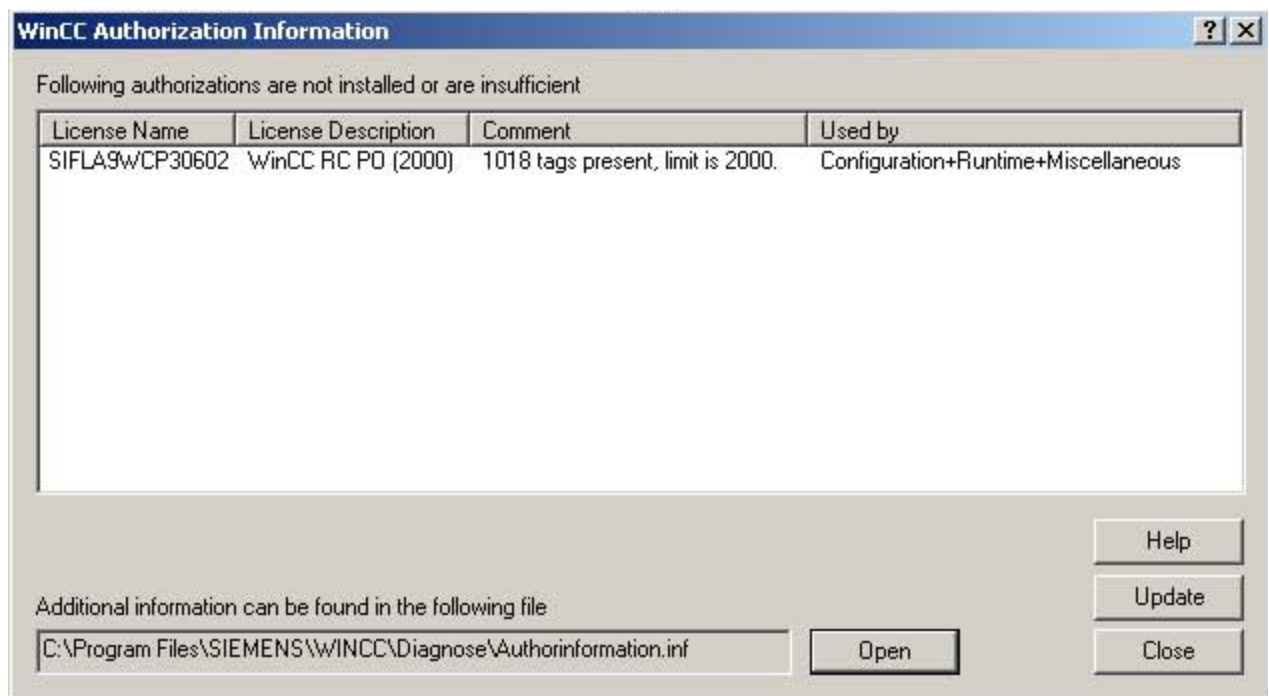
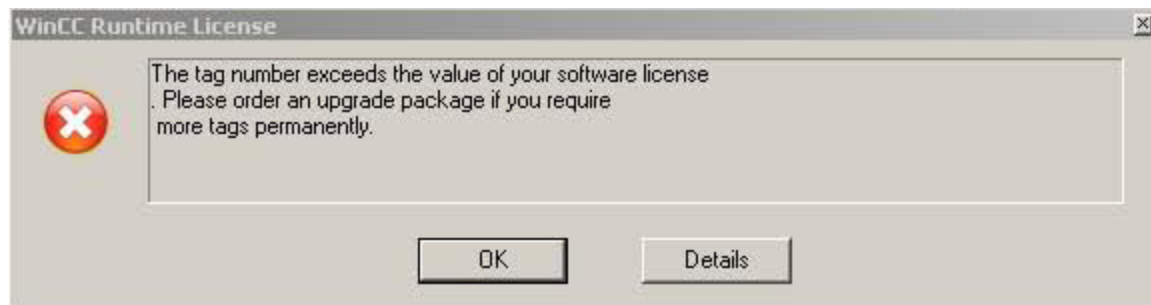
Combined ES/OS station for small applications

In order to support compact process control systems, we are offering three additional ES/OS combinations with 250, 1 000 and 2 000 POs with volume restrictions.

These "All-in-one Licenses" contain runtime licenses for AS and OS in suitable volume, in addition to the engineering licenses.

PowerPacks from 250 to 1 000 POs, from 1 000 to 2 000 POs and from 2 000 POs to PO unlimited enable further volume expansion.

Process objects: 1018 / License: 2000



—	-	SIK/SIMATIC DOCPRO V5.1	5.1	1	Single	Unlimited
—	SIMATIC PCS 7	SFC	7.0	1	Floating	Unlimited
—	SIMATIC HMI	WinCC Advanced Process Ctrl	6.2	1	Floating	Unlimited
→	SIMATIC STEP 7	STEP 7	5.4	1	Floating	Unlimited
—	SIMATIC PCS 7	PID-Tuner	7.0	1	Floating	Unlimited
—	SIMATIC HMI	WinCC RC PO (2000)	6.2	1	Floating	Unlimited
—	SIMATIC STEP 7	S7-SCL	5.3	1	Floating	Unlimited
—	SIMATIC HMI	WinCC Server	6.2	1	Floating	Unlimited
—	SIMATIC PCS 7	AS RT PO	-	1	Floating	Countdown
—	SIMATIC PCS 7	TH-PO	7.0	1	Floating	Unlimited
—	SIMATIC PCS 7	CFC	7.0	1	Floating	Unlimited
—	SIMATIC HMI	WinCC Redundancy	6.2	1	Floating	Unlimited

9.20.3.1.1 KeySet pcs7 v7.0 ES

pcs7 v7.0 ES

6ES7 658-2DF07-0YA5	PCS 7 Engineering V7.0 OS Runtime
SISLA1WPC20602.EKB	WinCC Advanced Process Ctrl
SIFLA9WCP90602.EKB	WinCC ES PO (unlimited)
SISLA9WSEC0602.EKB	WinCC Server
SISLA9WSRD0602.EKB	WinCC Redundancy

ES licensing changes

Depending on its application, an engineering station is either configurable as combined ES/OS station for small applications, or as classical engineering station not suitable as operator system for productive operation.

-

Classical engineering station with an unlimited no. of process objects (PO unlimited) in three versions:

—

AS/OS: for AS and OS Engineering

—

OS: only for OS Engineering

—

AS: only for AS Engineering

With the OS and AS/OS versions the OS configuration can be checked in an OS test mode limited to 2 hours. This OS test mode is not suitable for productive operation. When the two hours have elapsed, the ES will automatically switch to demo mode. The AS/OS versions is particularly attractive, due to the inclusion of an AS runtime license for 600 POs.

Note: If the ES is also used for WinCC projects (SCADA engineering), variables will be counted as before. For such projects the ES must be additionally licensed with variables. These are subject to volume restrictions, as before.

-

Combined ES/OS station for small applications

In order to support compact process control systems, we are offering three additional ES/OS combinations with 250, 1 000 and 2 000 POs with volume restrictions. These "All-in-one Licenses" contain runtime licenses for AS and OS in suitable volume, in addition to the engineering licenses. PowerPacks from 250 to 1 000 POs, from 1 000 to 2 000 POs and from 2 000 POs to PO unlimited enable further volume expansion.

9.20.3.1.2 KeySet pcs7 v7.0 Asset ES

pcs7 v7.0 Asset ES

6ES7 658-7GX07-0YB5	pcs7 v7.0 Asset ES
SIFLMAINES0700.EKB	Maintenance ES

9.20.3.1.3 KeySet pcs7 v7.0 Client

pcs7 v7.0 Client

6ES7 658-2CX07-0YA5	pcs7 v7.0 Client
SISLA1WPC20602.EKB	WinCC Advanced Process Ctrl
SIFLA9WRP00602.EKB	WinCC RT PO Client

9.20.3.1.4 KeySet pcs7 v7.0 Asset RT 100 PO

pcs7 v7.0 Asset RT 100 PO

6ES7 658-7GB07-2YB0	PCS7 Asset Tags Runtime
SIFCYMAINR07004.EKB	Maintenance RT
	Count Relevant : 100

9.20.3.1.5 KeySet pcs7 v7.0 SER RED PO2000

pcs7 v7.0 SER RED PO2000

6ES7652-3BC07-2YA0	PCS 7 OS Software Redundant Server Pack V7.0
SISLA1WPC20602.EKB	WinCC Advanced Process Ctrl
SISLA9WRP30602.EKB	WinCC RT PO (2000)
SISLA9WSEC0602.EKB	WinCC Server
SISLA9WSRD0602.EKB	WinCC Redundancy

9.20.3.2 Configurable size of a PCS 7

Selecting the Correct License Keys/Authorizations

The configurable size of a PCS 7 system can be scaled using the number of process objects (PO).

A process object (PO) is a process tag that is mapped onto a CFC chart.
A process object is therefore a functional unit of a process-oriented system.

- The software product licenses for engineering stations, operator stations and BATCH stations are therefore offered for a varying number of configurable process objects (PO). You can increase this number at any time with additional power packs.
- The licenses for a Route Control station are based on the number of activated routes (material transport) in process mode.
- The licenses for SIMATIC PDM are offered for a various number of configurable devices.

Note

Hereinafter, we use the term license key even for products that still use the older authorizations.

Component of Process Control System	License increments		Remarks
Engineering system (ES) Engineering	Max. PO: <input type="checkbox"/> 250 <input type="checkbox"/> 1000 <input type="checkbox"/> 2000 <input type="checkbox"/> Unlimited		Limits the sum of all process objects on the ES
Engineering system (ES) Downloading to SIMATIC stations	Up to PO (tags):		<input type="checkbox"/> The license type of these license keys is "Count relevant license". <input type="checkbox"/> Limits the sum of process objects of all AS license keys on the ES
	100	SIFCYASPRX07001	
	250	SIFCYASPRX07002	
	600	SIFCYASPRX07003	
	750	SIFCYASPRX07004	
	1000	SIFCYASPRX07005	
	2000	SIFCYASPRX07006	

	3000	SIFCYASPR X07007	
	5000	SIFCYASPR X07008	
	8500	SIFCYASPR X07009	
	10000	SIFCYASPR X0700A	
Operator station (OS)	Max. PO: <input type="checkbox"/> 250 <input type="checkbox"/> 1000 <input type="checkbox"/> 2000 <input type="checkbox"/> 3000 <input type="checkbox"/> 5000 <input type="checkbox"/> 8500		<input type="checkbox"/> Limited to 5,000 PO per single station system <input type="checkbox"/> Limited to 8,500 PO per OS server <input type="checkbox"/> Maximum of 12 servers each with max. 5,000 PO = 60,000 PO
OS client	128		WinCC RT (128)
Central archive server	128		WinCC RT (128)
Archiving (OS server and central archive server)	Number of archive tags: • < 512		<ul style="list-style-type: none"> • You can archive a maximum of 1,000 archive tags per second with an OS server. • You can archive a maximum of 12,000 archive tags per second with a central archive server. <p>The license for < 512 archive tags is included in all OS server licenses. If you want to archive more archive tags, all additional licenses up to the desired capacity are required.</p>
	512 < 1500	SIFCY9WTG X06021	
	1500 < 5000	SIFCY9WTG X06022	
	5000 < 10000	SIFCY9WTG X06023	
	10000 < 30000	SIFCY9WTG X06024	
	30000 < 80000	SIFCY9WTG X06025	
	80000 < 120000	SIFCY9WTG X06026	
Maintenance station (MS)	Max. asset tags (hardwa re compon ents):		<p>Number of monitored hardware components within a PCS 7 project The license type of these license keys is "Count relevant license".</p>
	10	SIFCYMAINR 07001	

	100	SIFCYMAINR 07004	
	200	SIFCYMAINR 07005	
	1000	SIFCYMAINR 07007	
PCS 7 OS Web Option	Up to Web clients <input type="checkbox"/> 3 <input type="checkbox"/> 10 <input type="checkbox"/> 25 <input type="checkbox"/> 50		Number of Web clients on the OS Web server
	Up to Web diagnost ic clients <input type="checkbox"/> 3		
BATCH station (batch processes)	Max. units: <input type="checkbox"/> 10 <input type="checkbox"/> 20 <input type="checkbox"/> 40 <input type="checkbox"/> 100 <input type="checkbox"/> Unlimite d		Number of units within a PCS 7 project The number of units that can be processed depends on the utilization of the BATCH server.
Route Control station (route control)	Max. routes <input type="checkbox"/> 30 <input type="checkbox"/> 31 to 100 <input type="checkbox"/> 101 to 300		Number of activated routes in process mode (material transports) The base of 30 active routes can be increased by upgrading to the next highest level.
PDM	Max. devices: <input type="checkbox"/> 4 <input type="checkbox"/> 128 <input type="checkbox"/> 512 <input type="checkbox"/> 1024 <input type="checkbox"/> 2048 <input type="checkbox"/> Unlimite d		Number of configurable devices
SIMATIC PCS 7 Box PCs	Max. PO:		<input type="checkbox"/> Limits the sum of all process objects on the ES

Engineering	<input type="checkbox"/> 250 <input type="checkbox"/> 1000 <input type="checkbox"/> 2000		<input type="checkbox"/> You can find additional information in this table for the engineering system (ES)
SIMATIC PCS 7 Box PCs Operator station	Max. PO: <input type="checkbox"/> 250 <input type="checkbox"/> 1000 <input type="checkbox"/> 2000		Limited to 2,000 PO per single station system
SIMATIC PCS 7 Box PCs Downloading to SIMATIC stations	Up to PO (tags): <input type="checkbox"/> 3 x 100		<input type="checkbox"/> The license type of these license keys is "Count relevant license". <input type="checkbox"/> You can find additional information in this table for the engineering system (ES).
SIMATIC PCS 7 Box PCs PDM	Max. devices: <input type="checkbox"/> 4 <input type="checkbox"/> 128		Limited to 128 devices per SIMATIC PCS 7 BOX 416
SIMATIC PCS 7 Box PCs Maintenance station	Asset tags (hardware components): <input type="checkbox"/> 10 <input type="checkbox"/> 100		<input type="checkbox"/> The license type of these license keys is "Count relevant license". <input type="checkbox"/> You can find additional information in this table for the maintenance station (MS).
SIMATIC PCS 7 Box PCs BATCH	Max. units: <input type="checkbox"/> 10		Limited to 10 units per SIMATIC PCS 7 BOX 416

9.20.3.3 PCS7 Russian

			, €
ES/OS			
PCS 7 ES/OS IPC IL 43 WinXP Prof.	*	6ES7 650-0LF07-0YX0	3 990
	IE **	6ES7 650-0LF07-0YX1	4 990
PCS 7 OS Client	IL 43 WinXP Prof.	6ES7 650-0LG07-0YX0	2 870
PCS 7 OS Server IPC IL 43 Win2003 Srv	*	6ES7 650-0LH07-0YX0	4 990
	IE **	6ES7 650-0LH07-0YX1	6 460
Multi VGA	2	6ES7 652-0XX03-1XE0	1 273
	4	6ES7 652-0XX03-1XE1	2 040
		6DS1 916-8RR	916,3
		6XV2 175-8AH30	151
-	Chipcard Reader	6ES7 652-0XX01-1XC0	300
	- , 10	6ES7 652-0XX05-1XD1	320

PCS7 Box (BoxPC + WinAC Pro 416 + PCS7 ES SW)	Complete System (PO 250) RunTime System (PO 250)	6ES7 650-2MA07-0YX0 6ES7 650-2MB07-0YX0	14 995 9 995
ES			
PCS 7 Engineering V7.0 OS Runtime	AS/OS: PO unlimited + 600 AS-RT PO AS: PO unlimited OS: PO unlimited	6ES7 658-5AF07-0YA5 6ES7 658-1AF07-0YA5 6ES7 658-2DF07-0YA5	11 229 3 003 10 115
PCS 7 Engineering V7.0 OS Runtime	AS/OS: 250 PO AS/OS: 1000 PO AS/OS: 2000 PO	6ES7 658-5AA07-0YA5 6ES7 658-5AB07-0YA5 6ES7 658-5 C07-0YA5	9 995 13 629 19 629
PCS 7 Runtime License AS (ES)	100 AS-RT PO 1 000 AS-RT PO 10 000 AS-RT PO	6ES7 653-2BA07-0XB0 6ES7 653-2BB07-0XB0 6ES7 653-2BC07-0XB0	600 6 000 60 000
PCS 7 Version Cross Manager V7.0		6ES7 658-1CX07-2YA5	1796
PCS 7 Version Trail V7.0		6ES7 658-1FX07-2YA5	1024
PCS 7 Import Export Assistant V7.0		6ES7 658-1DX07-2YB5	2 099
OS			
PCS 7 OS Software Single Station V7.0	PO250 PO 1000 PO 2000 PO 3000 PO 5000	6ES7 658-2AA07-0YA0 6ES7 658-2AB07-0YA0 6ES7 658-2AC07-0YA0 6ES7 658-2AD07-0YA0 6ES7 658-2AE07-0YA0	4 800 6 477 7 918 10 257 13 932
PCS 7 OS Software Server V7.0	PO250 PO 1000 PO 2000 PO 3000 PO 5000 PO 8500	6ES7 658-2BA07-0YA0 6ES7 658-2BB07-0YA0 6ES7 658-2BC07-0YA0 6ES7 658-2BD07-0YA0 6ES7 658-2BE07-0YA0 6ES7 658-2BF07-0YA0	7 947 9 459 10 909 13 407 17 292 24 023
PCS 7 OS Software Client V7.0		6ES7 658-2CX07-0YA5	3 190
PCS 7 OS Software Redundant Server Pack V7.0	PO250 PO 1000 PO 2000 PO 3000 PO 5000 PO 8500	6ES7 652-3BA07-2YA0 6ES7 652-3BB07-2YA0 6ES7 652-3BC07-2YA0 6ES7 652-3BD07-2YA0 6ES7 652-3BE07-2YA0 6ES7 652-3BF07-2YA0	17 999 19 795 21 508 24 212 29 695 39 819
PCS 7 SFC Visualization V7.0		6ES7 652-0XD07-2YB5	890
PCS7 Web Server V7.0	3 10 25 50	6ES7 658-2GA07-2YB0 6ES7 658-2GB07-2YB0 6ES7 658-2GC07-2YB0 6ES7 658-2GD07-2YB0	8 012 13 745 23 888 42 264
OpenPCS7 V7.0	OpenPCS 7 Server/OS Client (PCS7 Client) Stand-alone OpenPCS 7 Server	6ES7 658-0GX07-2YB0 6ES7 658-0HX07-2YB0	900 2 900
PCS 7 OS Archive V7.0 (512)	1 500 archive variables 5 000 archive variables 10 000 archive variables 30 000 archive variables 80 000 archive variables 120 000 archive variables	6ES7 658-2EA07-2YB0 6ES7 658-2EB07-2YB0 6ES7 658-2EC07-2YB0 6ES7 658-2ED07-2YB0 6ES7 658-2EE07-2YB0 6ES7 658-2EF07-2YB0	2 290 7 700 12 000 19 900 48 000 58 000
Central Archive Server V7.0 (1 500 archive variables)		6ES7 658-2FA07-0YB0	7 471
StoragePlusV1.2		6ES7 652-0XC21-2YB0	2 602

SIMATIC BATCH V7.0

Server Basic Package V7.0	10 unit	6ES7 657-0SA07-0YB0	6 873
BATCH unit	20 unit	6ES7 657-0XB07-2YB0	4 937
	40 unit	6ES7 657-0XC07-2YB0	9 061
	100 unit	6ES7 657-0XD07-2YB0	18 132
	unlimited unit	6ES7 657-0XE07-2YB0	30 149
	BatchCC V7.0	6ES7 657-0LX07-2YB5	1946
	Recipe System V7.0	6ES7 657-0AX07-2YB5	1946
	Batch Planning V7.0	6ES7 657-0BX07-2YB5	1 167
	Hierarchical Recipe V7.0	6ES7 657-0FX07-2YB0	3 052
	ROP Library V7.0	6ES7 657-0GX07-2YB0	1874
	Separation Procedures/Formulas V7.0	6ES7 657-0HX07-2YB0	578
	API V7.0	6ES7 657-0MX07-2YB0	1874
PCS7 Asset Management V7.0			
PCS7 Asset ES V7.0		6ES7 658-7GX07-0YB5	1050
PCS7 Asset Runtime Basic Package V7.0 (100 Asset Tags + SNMP OPC Server)		6ES7 658-7GB07-0YB0	3 150
PCS7 Asset Tags Runtime	10 Asset Tags	6ES7 658-7GA07-2YB0	42
	100 Asset Tags	6ES7 658-7GB07-2YB0	399
	1000 Asset Tags	6ES7 658-7GC07-2YB0	3 790
SIMATIC Route Control V6.1			
SIMATIC Route Control Engineering V7.0		6ES7 658-7DX07-0YB5	5 543
SIMATIC Route Control Server V7.0 (30)		6ES7 658-7FA07-0YB0	1796
SIMATIC Route Control Center V7.0		6ES7 658-7EX07-0YB5	1290
AS 414-3, 2,8 100 AS-RT PO	AC (20A), UR1	6ES7 654-3QD48-0XX0	8 480
	AC (10A), UR2	6ES7 654-1QD58-0XX0	8 100
	DC (20A), UR1	6ES7 654-6QD48-0XX0	8 510
	DC (10A), UR2	6ES7 654-4QD58-0XX0	8 130
AS 414-3IE, 2,8 100 AS-RT PO	AC (10A), UR2	6ES7 654-1SD58-0XX0	7 230
	DC (10A), UR2	6ES7 654-4SD58-0XX0	7 260
AS 416-2, 5,6 100 AS-RT PO	AC (20A), UR1	6ES7 654-3JE48-0XX0	10 765
	AC (10A), UR2	6ES7 654-1JE58-0XX0	10 385
	DC (20A), UR1	6ES7 654-6JE48-0XX0	10 795
	DC (10A), UR2	6ES7 654-4JE58-0XX0	10 415
AS 416-3, 11,2 100 AS-RT PO	AC (20A), UR1	6ES7 654-3KF48-0XX0	13 895
	AC (10A), UR2	6ES7 654-1KF58-0XX0	13 515
	DC (20A), UR1	6ES7 654-6KF48-0XX0	13 925
	DC (10A), UR2	6ES7 654-4KF58-0XX0	13 545
AS416-3IE, 11,2 100 AS-RT PO	AC (10A), UR2	6ES7 654-1TE58-0XX0	11930
	DC (10A), UR2	6ES7 654-4TE58-0XX0	11960
AS 417-4, 4 100 AS-RT PO	AC (20A), UR1	6ES7 654-3LE48-0XX0	15 035
	AC (10A), UR2	6ES7 654-1LE58-0XX0	14 655
	DC (20A), UR1	6ES7 654-6LE48-0XX0	15 070
	DC (10A), UR2	6ES7 654-4LE58-0XX0	14 690
AS 417-4, 16 100 AS-RT PO	AC (20A), UR1	6ES7 654-3LG48-0XX0	16 670
	AC (10A), UR2	6ES7 654-1LG58-0XX0	16 280
	DC (20A), UR1	6ES7 654-6LG48-0XX0	16 690
	DC (10A), UR2	6ES7 654-4LG58-0XX0	16 320
AS 414-4-1H, 1,4 100 AS-RT PO	AC (10A), UR2,	6ES7 654-2MD57-0XX0	8 701
	DC (10A), UR2,	6ES7 654-4MD57-0XX0	8 588
	, RAM,	6ES7 654-0MX47-0XX0	7 691
AS 414-4-2H, 1,4 100 AS-RT PO	AC (10A), UR2H	6ES7 654-2ND67-0XC0	19 115
	DC (10A), UR2H	6ES7 654-4ND67-0XC0	18 901

AS417-4-1H,20 AS-RT PO	100	AC (10A), UR2, 4	RAM card,	.	6ES7 654-2RE57-0XX0	14 576
					6ES7 654-4RE57-0XX0	14 474
		DC (10A), UR2, 4	RAM card,	.	6ES7 654-2RG57-0XX0	16 198
					6ES7 654-4RG57-0XX0	16 096
		AC (10A), UR2, 16	RAM card,	.	6ES7 654-0R 47-0XX0	13 148
AS 417-4-2H, 20 AS-RT PO	100	DC (10A), UR2, 16	RAM card,	.		
		UR1,	, RAM,	.		
		AC (10A), UR2H, 4	RAM card		6ES7 654-2PE67-0XC0	30 865
		DC (10A), UR2H, 4	RAM card		6ES7 654-4PE67-0X 0	30 651
		AC (10A), UR2H, 8	RAM card		6ES7 654-2PF67-0X 0	32 314
		DC (10A), UR2H, 8	RAM card		6ES7 654-4PF67-0X 0	32 099
		AC (10A), UR2H, 16	RAM card		6ES7 654-2PG67-0X 0	34 119
		DC (10A), UR2H, 16	RAM card		6ES7 654-4PG67-0X 0	33 905

9.20.4 KeySet PCS7 v6.1

A1DOCP51.ekb
 A1FSYS05.ekb
 A1P7P350.ekb
 A1SAFE52.ekb
 A1SAFM52.ekb
 A1SAFV60.ekb
 SIFLA0SHLA0601.ekb
 SIFLA0SNEM0601.ekb
 SIFLA0SNMX0601.ekb
 SIFLA1ADMT0102.ekb
 SIFLA1BPLA0601.ekb
 SIFLA1BREC0601.ekb
 SIFLA1CFCU0601.ekb
 SIFLA1ESAS0601.ekb
 SIFLA1IEA_0601.ekb
 SIFLA1PIDT0601.ekb
 SIFLA1PLCS0503.ekb
 SIFLA1SCL_0503.ekb
 SIFLA1SFC_0601.ekb
 SIFLA1SFCV0601.ekb
 SIFLA1THPO0601.ekb
 SIFLA1VCCH0601.ekb
 SIFLA1VERT0601.ekb
 SIFLA3SPBI0600.ekb
 SIFLA3SPBS0600.ekb
 SIFLA3SPIE0600.ekb
 SIFLA3SPT10600.ekb
 SIFLA7RCCX0601.ekb
 SIFLA7RCEN0601.ekb
 SIFLA9WRC40600.ekb
 SIFLA171040503.ekb
 SISLA1BAPI0601.ekb
 SISLA1BBCC0601.ekb
 SISLA1BFOR0601.ekb
 SISLA1BHIE0601.ekb
 SISLA1BROP0601.ekb

SISLA1BSP00601.ekb
 SISLA1ESIG0102.ekb
 SISLA1LOGS0102.ekb
 SISLA1STOP0101.ekb
 SISLA1STOV0101.ekb
 SISLA1WPC20600.ekb
 SISLA1WPC40600.ekb
 SISLA7RCS10601.ekb
 SISLA9WARC0600.ekb
 SISLA9WOP10601.ekb
 SISLA9WSEC0600.ekb
 SISLA9WSN10601.ekb
 SISLA9WSRD0600.ekb
 SISLCESVR20601.EKB
 SISLP7WSV10601.ekb
 SISLRTASS10601.ekb

9.20.5 PCS7 v6.0

Enter topic text here.

9.20.6 PCS7 v5.0

Enter topic text here.

9.21 PLCSIM

420	A1PLCS01		S7-PLCSIM V1.x	v1.x
419	A1PLCS03		S7-PLCSIM V3.x	v3.x
418	A1PLCS04		S7-PLCSIM V4.x	v4.x
417	A1PLCS05		S7-PLCSIM V5.x	v5.x
416	A1PLCS51		S7-PLCSIM V5.2	v5.1
415	A1PLCS53	SIFLA1PLCS050 3	S7-PLCSIM V5.3	v5.3
414	A1PLCS54	SIFLA1PLCS050 4	S7-PLCSIM V5.4	v5.4
	A1PLCS55	SIFLA1PLCS050 5	S7-PLCSIM V5.5	V5.5

or Step7 Professional keys

STEP 7 V5.5 PROFESSIONAL	S7PROF55.EKB	SIFLAS7PROF0505.EKB
STEP 7 V5.4 PROFESSIONAL	S7PROF54.EKB	SIFLAS7PROF0504.EKB
STEP 7 V5.3 PROFESSIONAL	S7PROF53.EKB	SIFLAS7PROF0503.EKB

9.22 PowerControl

	Short name	Long name	License name	Version
--	------------	-----------	--------------	---------

934	SRC00320	SIFLSRC0030200	powercontrol max. 3 Clients	v2.0
935	SRC01020	SIFLSRC0100200	powercontrol max. 10 Clients	v2.0
936	SRCG10020	SIFLSRCG100200	powercontrol > 10 Clients	v2.0
937	SRMAAD20	SIFLSRMAAD0200	powercontrol Advanced Version	v2.0
938	SRMALE20	SIFLSRMALE0200	powercontrol Lean Version	v2.0
939	SRMAST20	SIFLSRMAST0200	powercontrol Standard Version	v2.0
940	SRMATR20	SIFLSRMATR0200	powercontrol Trial Version	v2.0
941	SRMAUN20	SIFLSRMAUN0200	powercontrol Unlimited Version	v2.0
942	SPCOST20	SIFLSPCOST0200	powercost	v2.0

9.23 ProTool

257.	A9PROP50		ProAgent/PC	
258.	A9PROM50		ProAgent/MP	
259.	A9PRO450		ProTool/Pro RT 2048 Tags	
260.	A9PRO350		ProTool/Pro RT 512 Tags	
261.	A9PRO250		ProTool/Pro RT 256 Tags	
262.	A9PRO150		ProTool/Pro RT 128 Tags	

9.24 RF-Manager

RF-Manager

946	YRFMRT10	SIFCYRFMRT01005	RF-MANAGER 2007 Runtime (50)	v1.0
947	YRFMRT10	SIFCYRFMRT01003	RF-MANAGER 2007 Runtime (20)	v1.0
948	YRFMRT10	SIFCYRFMRT01001	RF-MANAGER 2007 Runtime (5)	v1.0
949	YRFMRT10	SIFCYRFMRT01000	RF-MANAGER 2007 Runtime (1)	v1.0
950	SRFMES11	SIFLSRFMES0101	RF-MANAGER 2008	v1.1
951	YRFMRT11	SIFCYRFMRT01015	RF-MANAGER 2008 Runtime (50)	v1.1
952	YRFMRT11	SIFCYRFMRT01013	RF-MANAGER 2008 Runtime (20)	v1.1
953	YRFMRT11	SIFCYRFMRT01011	RF-MANAGER 2008 Runtime (5)	v1.1

954	YRFMRT1 1	SIFCYRFMRT0101 0	RF-MANAGER 2008 Runtime (1)	v1.1
-----	--------------	---------------------	-----------------------------	------

9.25 Safety Matrix

Safety Matrix Viewer V6.1

Order No.	Designation
6ES7833-1SM61-0YA5	SAFETY MATRIX VIEWER V6.1, FOR PCS7, FLOATING LICENSE FOR 1 INSTALLATION R-SW, SW AND DOCUM. ON CD, CLASS A, 2 LANGUAGES (G,E)
6ES7833-1SM61-0YE5	SAFETY MATRIX VIEWER FOR PCS 7, UPGRADE V6.0 -> V6.1, FOR PCS7, UPGRADE LICENSE FOR 1 INSTALLATION R-SW, SW AND DOCUM. ON CD, CLASS A, 2 LANGUAGES (G,E)

Note:

The new version 6.1 of the SIMATIC Safety Matrix Viewer replaces version 6.0 and is compatible with it.

9.26 SICAM PAS

46	ESVP0001	SICAM Valpro/Recpro V5.x	v1.x
47	ESP53001	SICAM plusTOOLS for eRTU	v1.x
48	ESNR0001	SICAM PAS CC Runtime V5.x	v1.x
744	ESRC0001	SICAM PAS CC Config. V5.x	v1.x
745	SDM53001	SICAM Diamond Base V2.x	v1.x
746	SDM53002	SICAM Diamond for PAS V5.1	v2.x
747	SDM53003	SICAM Diamond for SLD V1.x	v3.x

9.27 Simatic IT

for installation also required Business Objects license keys and Logon key

N	Short name	Long name	License name	Version
14	IXLS0061	SIFLIXLS000601	IT Excel Add-in	v6.1
15	ITFC0061	SIFLITFC000601	IT SAP Connector tRFC	v6.1
16	ISVCP061	SIFLISVCP000601	IT Services for Production Suite	v6.1
17	ISFC0061	SIFLISFC000601	IT SAP Connector sRFC	v6.1
18	ISCM0061	SIFLISCM000601	IT Scanner Manager (100)	v6.1
19	IRDS0061	SIFLIRDS000601	IT Real Time Data Server	v6.1

20	IRDE0061	SIFLIRDE000601	IT Real Time Data Engine	v6.1
21	IPRM0061	SIFLIPRM000601	IT Personnel Manager	v6.1
22	IPPA0661	SIFLIPPA060601	IT Plant Performance Analyzer (30000)	v6.1
23	IPOM0061	SIFLIPOM000601	IT Production Orders Manager	v6.1
24	IPMT0061	SIFLIPMT000601	IT Production Modeler Engineering Client (4)	v6.1
25	IPMS0861	SIFLIPMS080601	IT Production Modeler (800)	v6.1
26	IPDA0661	SIFLIPDA060601	IT Plant Data Archive (10000)	v6.1
27	IOEE0861	SIFLIOEE080601	IT OEE/DTM (800)	v6.1
28	IODS0061	SIFLIODS000601	IT On Line Debugging Support	v6.1
29	IMQS0061	SIFLIMQS000601	IT MQ Series Connector	v6.1
30	IMMQ0061	SIFLIMMQ000601	IT Microsoft Message Queue Connector	v6.1
31	IMAM0061	SIFLIMAM000601	IT Material Manager	v6.1
32	IHDD0061	SIFLIHDD000601	IT Historian Data Display	v6.1
33	IGUR0061	SIFLIGUR000601	IT GUI Run-Time	v6.1
34	IGUD0061	SIFLIGUD000601	IT GUI Development	v6.1
35	IFNDP061	SIFLIFNDP000601	IT Backup Foundation for Production Suite	v6.1
36	IDR30061	SIFLIDR3000601	IT Driver OPC Client	v6.1
37	IDOC0061	SIFLIDOC000601	IT SAP Connector iDOC	v6.1
38	IDIS0061	SIFLIDIS000601	IT Data Integration Service	v6.1
39	IDFM0061	SIFLIDFM000601	IT Product Definition Manager	v6.1
40	IDEM0061	SIFLIDEM000601	IT Real Time Data Engine Manager	v6.1
41	ICSV0061	SIFLICSV000601	IT Compliance Services	v6.1
42	ICLIP761	SIFLICLIP70601	IT Production Suite Client (25)	v6.1
43	ICBE0061	SIFLICBE000601	IT CAB Engineering	v6.1
44	IAMG0661	SIFLIAMG060601	IT Alarm Manager (30000)	v6.1
45	IAMD0061	SIFLIAMD000601	IT Alarm Manager Display	v6.1
860	ICFR0061	SIFLICFR000601	IT 21cfr11	v6.1
861	ICRE0461	SIFLICRE040601	IT 200000 Credits	v6.1
862	IDR10061	SIFLIDR1000601	IT Driver 3964R	v6.1
863	IDR20061	SIFLIDR2000601	IT Driver Modbus RTU	v6.1
864	IHBU0061	SIFLIHBU000601	IT Hot Backup for Process Tags	v6.1
865	IIMC0061	SIFLIIMC000601	IT IMC	v6.1
866	IISCI761	SIFLIISCI70601	IT Interspec Client (25)	v6.1
867	IISSI061	SIFLIISSI00601	IT Interspec Standard Server	v6.1
868	IISSI361	SIFLIISSI30601	IT Interspec Advanced Server	v6.1
869	IOEE0061	SIFLIOEE000601	IT OEE/DTM	v6.1
870	IOEE8061	SIFLIOEE800601	IT OEE/DTM (800)	v6.1

871	IPDE0061	SIFLIPDE000601	IT PDE	v6.1
872	IRMSR061	SIFLIRMSR00601	IT Report Manager Server	v6.1
873	ISQMS0061	SIFLISQMS00601	IT SAP QM Interface	v6.1
874	ISVCH061	SIFLISVCH00601	IT Services for Historian Standard	v6.1
875	IULCU761	SIFLIULCU70601	IT Unilab Client (25)	v6.1
876	IULSU361	SIFLIULSU30601	IT Unilab Standard Server	v6.1
877	IULSU661	SIFLIULSU60601	IT Unilab Advanced Server	v6.1
878	IUPPU061	SIFLIUPPU00601	IT Unilab Pocket PC	v6.1
879	IUUCU061	SIFLIUUCU00601	IT Unilab Uniconnect	v6.1
880	IRMC0261	SIFLIRMC020601	IT Report Manager 25 concurrent client	v6.1
881	ITFC0063	SIFLITFC000603	IT SAP Connector tRFC	v6.3
882	ISVCP063	SIFLISVCP00603	IT Services for Production Suite	v6.3
883	ISFC0063	SIFLISFC000603	IT SAP Connector sRFC	v6.3
884	ISCM0063	SIFLISCM000603	IT Scanner Manager (100)	v6.3
885	IRDS0063	SIFLIRDS000603	IT Real Time Data Server	v6.3
886	IRDE0063	SIFLIRDE000603	IT Real Time Data Engine	v6.3
887	IPRM0063	SIFLIPRM000603	IT Personnel Manager	v6.3
888	IPPA0663	SIFLIPPA060603	IT Plant Performance Analyzer (30000)	v6.3
889	IPOM0063	SIFLIPOM000603	IT Production Orders Manager	v6.3
890	IPMT0063	SIFLIPMT000603	IT Production Modeler Engineering Client (4)	v6.3
891	IPMS0863	SIFLIPMS080603	IT Production Modeler (800)	v6.3
892	IPDA0663	SIFLIPDA060603	IT Plant Data Archive (10000)	v6.3
893	IOEE0863	SIFLIOEE080603	IT OEE/DTM (800)	v6.3
894	IODS0063	SIFLIODS000603	IT On Line Debugging Support	v6.3
895	IMQS0063	SIFLIMQS000603	IT MQ Series Connector	v6.3
896	IMMQ0063	SIFLIMMQ000603	IT Microsoft Message Queue Connector	v6.3
897	IMAM0063	SIFLIMAM000603	IT Material Manager	v6.3
898	IHDD0063	SIFLIHDD000603	IT Historian Data Display	v6.3
899	IGUR0063	SIFLIGUR000603	IT GUI Run-Time	v6.3
900	IGUD0063	SIFLIGUD000603	IT GUI Development	v6.3
901	IFNDP063	SIFLIFNDP00603	IT Backup Foundation for Production Suite	v6.3
902	IDR30063	SIFLIDR3000603	IT Driver OPC Client	v6.3
903	IDOC0063	SIFLIDOC000603	IT SAP Connector iDOC	v6.3
904	IDIS0063	SIFLIDIS000603	IT Data Integration Service	v6.3
905	IDFM0063	SIFLIDFM000603	IT Product Definition Manager	v6.3
906	IDEM0063	SIFLIDEM000603	IT Real Time Data Engine Manager	v6.3
907	ICSV0063	SIFLICSV000603	IT Compliance Services	v6.3

908	ICLIP763	SIFLICLIP70603	IT Production Suite Client (25)	v6.3
909	ICBE0063	SIFLICBE000603	IT CAB Engineering	v6.3
910	IAMG0663	SIFLIAMG060603	IT Alarm Manager (30000)	v6.3
911	IAMD0063	SIFLIAMD000603	IT Alarm Manager Display	v6.3
912	ICFR0063	SIFLICFR000603	IT 21cfr11	v6.3
913	ICRE0463	SIFLICRE040603	IT 200000 Credits	v6.3
914	IDR10063	SIFLIDR1000603	IT Driver 3964R	v6.3
915	IDR20063	SIFLIDR2000603	IT Driver Modbus RTU	v6.3
916	IHB0063	SIFLIHB000603	IT Hot Backup for Process Tags	v6.3
917	IIMC0063	SIFLIIMC000603	IT IMC	v6.3
918	IISCI763	SIFLIISCI70603	IT Interspec Client (25)	v6.3
919	IISSI063	SIFLIISSI00603	IT Interspec Standard Server	v6.3
920	IISSI363	SIFLIISSI30603	IT Interspec Advanced Server	v6.3
921	IOEE0063	SIFLIOEE000603	IT OEE/DTM	v6.3
922	IOEE8063	SIFLIOEE800603	IT OEE/DTM (800)	v6.3
923	IPDE0063	SIFLIPDE000603	IT PDE	v6.3
924	IRMSR063	SIFLIRMSR00603	IT Report Manager Server	v6.3
925	ISQMS0063	SIFLISQMS00603	IT SAP QM Interface	v6.3
926	ISVCH063	SIFLISVCH00603	IT Services for Historian Standard	v6.3
927	IULCU763	SIFLIULCU70603	IT Unilab Client (25)	v6.3
928	IULSU363	SIFLIULSU30603	IT Unilab Standard Server	v6.3
929	IULSU663	SIFLIULSU60603	IT Unilab Advanced Server	v6.3
930	IUPPU063	SIFLIUPPU00603	IT Unilab Pocket PC	v6.3
931	IUUCU063	SIFLIUUCU00603	IT Unilab Uniconnect	v6.3
932	IRMC0263	SIFLIRMC020603	IT Report Manager 25 concurrent client	v6.3
933	IXLS0063	SIFLIXLS000603	IT Excel Add-in	v6.3

9.27.1 Production Suite

Production Suite floppy disk keyset

	PRS v6.1 SP1		PRS v6.3
SIFLIAMD000601.E KB	Alarm Manager Display		
SIFLIAMG060601.E KB	Alarm Manager (30000)		
SIFLICBE000601.EK	CAB Engineering	SIFLICBE000603	CAB Engineering

B			
		SIFLICFR000603	21cfr11
		SIFLICRE040603	200000 Credits
SIFLICLIP70601.EK B	Production Suite Client (25)		
SIFLICSV000601.EK B	Compliance Services		
SIFLIDEM000601.E KB	Real Time Data Engine Manager		
SIFLIDFM000601.E KB	Product Definition Manager		
SIFLIDIS000601.EK B	Data Integration Service		
SIFLIDOC000601.E KB	SAP Connector iDOC	SIFLIDOC000603	SAP Connector iDOC
SIFLIDR1000601.EK B	Driver 3964R	SIFLIDR1000603	Driver 3964R
SIFLIDR2000601.EK B	Driver Modbus RTU	SIFLIDR2000603	Driver Modbus RTU
SIFLIDR3000601.EK B	Driver OPC Client	SIFLIDR3000603	Driver OPC Client
SIFLIFNDP000601.E KB	Backup Foundation for Production Suite		
SIFLIGUD000601.E KB	GUI Development	SIFLIGUD000603	Historian Basic - Development Enviroments
SIFLIGUR000601.E KB	GUI Run-Time		
		SIFLIHBU000603	Hot Backup for Process Tags
SIFLIHDD000601.E KB	Historian Data Display		
SIFLIIMC000601.EK B	IMC	SIFLIIMC000603	Historian Basic - IMC
SIFLIMAM000601. EKB	Material Manager		
SIFLIMMQ000601.E KB	Microsoft Message Queue Connector	SIFLIMMQ0006 03	Microsoft Message Queue Connector
SIFLIMQS000601.E KB	MQ Series Connector	SIFLIMQS00060 3	MQ Series Connector
		SIFLIOEE000601	OEE/DTM
SIFLIODS000601.E KB	On Line Debugging Support		
SIFLIOEE080601.EK B	OEE/DTM (800)		

SIFLIPDA060601.EKB	Plant Data Archive (10000)		
SIFLIPDE000601.EKB	PDE	SIFLIPDE000603	Historian Basic - PDE
SIFLIPMS080601.EKB	Production Modeler (800)		
SIFLIPMT000601.EKB	Production Modeler Engineering Client (4)	SIFLIPMT000603	Production Modeler Engineering Client (4)
SIFLIPOM000601.EKB	Production Orders Manager		
SIFLIPPA060601.EKB	Plant Performance Analyzer (30000)		
SIFLIPRM000601.EKB	Personnel Manager		
SIFLIRDE000601.EKB	Real Time Data Engine		
SIFLIRDS000601.EKB	Real Time Data Server		
SIFLISCM000601.EKB	Scanner Manager (100)	SIFLISCM000603	Scanner Manager (100)
SIFLISFC000601.EKB	SAP Connector sRFC	SIFLISFC000603	SAP Connector sRFC
SIFLISVCP000601.EKB	Services for Production Suite	SIFLISVCP000603	Services for Production Suite
SIFLITFC000601.EKB	SAP Connector tRFC	SIFLITFC000603	SAP Connector tRFC
SIFLIXLS000601.EKB	Excel Add-in		

9.27.1.1 PRS v6.1 SP1

PRS v6.1 SP1

SIFLIAMD000601.EKB	Alarm Manager Display
SIFLIAMG060601.EKB	Alarm Manager (30000)
SIFLICBE000601.EKB	CAB Engineering
SIFLICLIP70601.EKB	Production Suite Client (25)
SIFLICSV000601.EKB	Compliance Services
SIFLIDEM000601.EKB	Real Time Data Engine Manager
SIFLIDFM000601.EKB	Product Definition Manager
SIFLIDIS000601.EKB	Data Integration Service

SIFLIDOC000601.EKB	SAP Connector iDOC
SIFLIDR1000601.EKB	Driver 3964R
SIFLIDR2000601.EKB	Driver Modbus RTU
SIFLIDR3000601.EKB	Driver OPC Client
SIFLIFNDP000601.EKB	Backup Foundation for Production Suite
SIFLIGUD000601.EKB	GUI Development
SIFLIGUR000601.EKB	GUI Run-Time
SIFLIHDD000601.EKB	Historian Data Display
SIFLIIMC000601.EKB	IMC
SIFLIMAM000601.EKB	Material Manager
SIFLIMMQ000601.EKB	Microsoft Message Queue Connector
SIFLIMQS000601.EKB	MQ Series Connector
SIFLIODS000601.EKB	On Line Debugging Support
SIFLIOEE080601.EKB	OEE/DTM (800)
SIFLIPDA060601.EKB	Plant Data Archive (10000)
SIFLIPDE000601.EKB	PDE
SIFLIPMS080601.EKB	Production Modeler (800)
SIFLIPMT000601.EKB	Production Modeler Engineering Client (4)
SIFLIPOM000601.EKB	Production Orders Manager
SIFLIPPA060601.EKB	Plant Performance Analyzer (30000)
SIFLIPRM000601.EKB	Personnel Manager
SIFLIRDE000601.EKB	Real Time Data Engine
SIFLIRDS000601.EKB	Real Time Data Server
SIFLISCM000601.EKB	Scanner Manager (100)
SIFLISFC000601.EKB	SAP Connector sRFC
SIFLISVCP000601.EKB	Services for Production Suite
SIFLITFC000601.EKB	SAP Connector tRFC
SIFLIXLS000601.EKB	Excel Add-in

9.27.1.2 PRS v6.3

PRS v6.3

SIFLICBE000603.EKB	CAB Engineering
SIFLICFR000603.EKB	21cfr11
SIFLICRE040603.EKB	200000 Credits
SIFLIDOC000603.EKB	SAP Connector iDOC
SIFLIDR1000603.EKB	Driver 3964R
SIFLIDR2000603.EKB	Driver Modbus RTU

SIFLIDR3000603.EKB	Driver OPC Client
SIFLIGUD000603.EKB	Historian Basic - Development Enviroments
SIFLIHBU000603.EKB	Hot Backup for Process Tags
SIFLIIMC000603.EKB	Historian Basic - IMC
SIFLIMMQ000603.EKB	Microsoft Message Queue Connector
SIFLIMQS000603.EKB	MQ Series Connector
SIFLIOEE000601.EKB	OEE/DTM
SIFLIPDE000603.EKB	Historian Basic - PDE
SIFLIPMT000603.EKB	Production Modeler Engineering Client (4)
SIFLISCM000603.EKB	Scanner Manager (100)
SIFLISFC000603.EKB	SAP Connector sRFC
SIFLISVCP000603.EKB	Services for Production Suite
SIFLITFC000603.EKB	SAP Connector tRFC

9.27.2 Report Manager

Report Manager v6.3

SIFLIRMC020603.EKB	Report Manager 25 concurrent client
SIFLIRMSR00603.EKB	Report Manager Server

9.27.3 Historian

Historian floppy disk keyset

	Historian v6.1		Historian v6.3
SIFLIAMD000601.EKB	Alarm Manager Display		
SIFLIAMG060601.EKB	Alarm Manager (30000)		
SIFLICBE000601.EKB	CAB Engineering	SIFLICBE000603.EKB	CAB Engineering
		SIFLICFR000603.EKB	21cfr11
SIFLICLIP70601.EKB	Production Suite Client (25)		
		SIFLICRE040603.EKB	200000 Credits
		SIFLIDOC000603.EKB	SAP Connector iDOC
SIFLICSV000601.EKB	Compliance Services		
SIFLIDEM000601.EKB	Real Time Data Engine Manager		
SIFLIDR1000601.EKB	Driver 3964R	SIFLIDR1000603.EKB	Driver 3964R
SIFLIDR2000601.EKB	Driver Modbus RTU	SIFLIDR2000603.EKB	Driver Modbus RTU

		B	
SIFLIDR3000601.EKB	Driver OPC Client	SIFLIDR3000603.EKB	Driver OPC Client
SIFLIFNDP000601.EKB	Backup Foundation for Production Suite		
SIFLIGUD000601.EKB	GUI Development	SIFLIGUD000603.EKB	Historian Basic - Development Enviroments
SIFLIGUR000601.EKB	GUI Run-Time		
		SIFLIHBU000603.EKB	Hot Backup for Process Tags
SIFLIHDD000601.EKB	Historian Data Display		
SIFLIIMC000601.EKB	IMC	SIFLIIMC000603.EKB	Historian Basic - IMC
		SIFLIMMQ000603.EKB	Microsoft Message Queue Connector
		SIFLIMQS000603.EKB	MQ Series Connector
		SIFLIOEE000601.EKB	OEE/DTM
SIFLIOEE080601.EKB	OEE/DTM (800)		
SIFLIODS000601.EKB	On Line Debugging Support		
SIFLIPDE000601.EKB	PDE	SIFLIPDE000603.EKB	Historian Basic - PDE
SIFLIPPA060601.EKB	Plant Performance Analyzer (30000)		
SIFLIRDE000601.EKB	Real Time Data Engine		
SIFLIRDS000601.EKB	Real Time Data Server		
		SIFLISCM000603.EKB	Scanner Manager (100)
		SIFLISFC000603.EKB	SAP Connector sRFC
SIFLISVCP000601.EKB	Services for Production Suite		
		SIFLISVCH000603.EKB	Services for Historian Standard
		SIFLITFC000603.EKB	SAP Connector tRFC
SIFLIPDA060601.EKB	Plant Data Archive (10000)		
SIFLIXLS000601.EKB	Excel Add-in		

9.27.3.1 Historian v6.1

Historian v6.1

SIRTIAMD000601.EKB	Alarm Manager Display
SIRTIAMG060601.EKB	Alarm Manager (30000)
SIRTICBE000601.EKB	CAB Engineering
SIRTICLIP70601.EKB	Production Suite Client (25)
SIRTICSV000601.EKB	Compliance Services
SIRTIDEM000601.EKB	Real Time Data Engine Manager
SIRTIDR1000601.EKB	Driver 3964R
SIRTIDR2000601.EKB	Driver Modbus RTU
SIRTIDR3000601.EKB	Driver OPC Client
SIRTIFNDP00601.EKB	Backup Foundation for Production Suite
SIRTIGUD000601.EKB	GUI Development
SIRTIGUR000601.EKB	GUI Run-Time
SIRTIHDD000601.EKB	Historian Data Display
SIRTIIMC000601.EKB	IMC
SIRTIODS000601.EKB	On Line Debugging Support
SIRTIOEE080601.EKB	OEE/DTM (800)
SIRTIPDA060601.EKB	Plant Data Archive (10000)
SIRTIPDE000601.EKB	PDE
SIRTIPPA060601.EKB	Plant Performance Analyzer (30000)
SIRTIRDE000601.EKB	Real Time Data Engine
SIRTIRDS000601.EKB	Real Time Data Server
SIRTISVCP00601.EKB	Services for Production Suite
SIRTIXLS000601.EKB	Excel Add-in

9.27.3.2 Historian v6.3

Historian v6.3

SIFLICBE000603.EKB	CAB Engineering
SIFLICFR000603.EKB	21cfr11
SIFLICRE040603.EKB	200000 Credits
SIFLIDOC000603.EKB	SAP Connector iDOC
SIFLIDR1000603.EKB	Driver 3964R
SIFLIDR2000603.EKB	Driver Modbus RTU
SIFLIDR3000603.EKB	Driver OPC Client
SIFLIGUD000603.EKB	Historian Basic - Development Enviroments

SIFLIHBU000603.EKB	Hot Backup for Process Tags
SIFLIIMC000603.EKB	Historian Basic - IMC
SIFLIMMQ000603.EKB	Microsoft Message Queue Connector
SIFLIMQS000603.EKB	MQ Series Connector
SIFLIOEE000601.EKB	OEE/DTM
SIFLIPDE000603.EKB	Historian Basic - PDE
SIFLISCM000603.EKB	Scanner Manager (100)
SIFLISFC000603.EKB	SAP Connector sRFC
SIFLISVCH00603.EKB	Services for Historian Standard
SIFLITFC000603.EKB	SAP Connector tRFC

9.27.4 Interspec

Interspec v6.1

SIFLIISCI70601.EKB	Interspec Client (25)
SIFLIISSI00601.EKB	Interspec Standard Server
SIFLIISSI30601.EKB	Interspec Advanced Server

9.27.5 Unilab

Unilab v6.1

SIFLIDIS000601.EKB	Data Integration Service
SIFLISQMS00601.EKB	SAP QM Interface
SIFLIULCU70601.EKB	Unilab Client (25)
SIFLIULSU30601.EKB	Unilab Standard Server
SIFLIULSU60601.EKB	Unilab Advanced Server
SIFLIUPPU00601.EKB	Unilab Pocket PC
SIFLIUUCU00601.EKB	Unilab Uniconnect

9.27.6 Simatic IT Russian

Enter topic text here.

9.27.6.1 Production Suite Russian

SIMATIC IT MIS V6.1 SMALL,

[6BQ3111-2AA03-0CA0](#)

			.., CD, SW-CLASS
	B,	, PC-	
	SIMATIC IT MIS V6.1		
6BQ3111-2AA12-0CD0		SMALL MEDIUM,	1
		, SW-CLASS	
	B,	, PC-	
	SIMATIC IT MIS V6.1		
6BQ3111-2AA22-0CD0		MEDIUM LARGE,	1
		, SW-	
	CLASS B,	, PC-	
	SIMATIC IT GENEALOGY MGMT V6.1 SMALL,		
6BQ3111-2BA03-0CA0	1	.., CD, SW-CLASS	
	B,	, PC-	
	SIMATIC IT GENEALOGY MGMT V6.1		
	POWERPACK SMALL TO MEDIUM,		
6BQ3111-2BA12-0CD0	MGMT V6.1	GENEALOGY SMALL MEDIUM	1
		, SW-CLASS	
	SIMATIC IT GENEALOGY MGMT V6.1		
	POWERPACK MEDIUM TO LARGE,		
6BQ3111-2BA22-0CD0	MGMT V6.1	GENEALOGY MEDIUM LARGE,	1
		, SW-CLAS	
6BQ3111-2CA03-0CA0	SIMATIC IT ORDER MGMT V6.1 SMALL		

1
 B, , PC-
 .., CD, SW-CLASS

SIMATIC IT ORDER MGMT V6.1 POWERPACK
 SMALL TO MEDIUM,

[6BQ3111-2CA12-0CD0](#) ORDER MGMT 6.1,
 SMALL MEDIUM
 , 1
 ,
 .., SW-CLASS

SIMATIC IT ORDER MGMT V6.1 POWERPACK
 MEDIUM TO LARGE,

[6BQ3111-2CA22-0CD0](#) ORDER MGMT 6.1
 MEDIUM LARGE,
 , 1
 ,
 .., SW-CLASS

SIMATIC IT BASIC T&T V6.1 SMALL

[6BQ3111-2DA23-0CA0](#) 1
 .., CD, SW-CLASS B,
 PC-

SIMATIC IT BASIC T&T V6.1 POWERPACK
 SMALL TO MEDIUM,

[6BQ3111-2DA32-0CD0](#) BASIC T&T 6.1,
 SMALL MEDIUM,
 1
 ,
 .., SW-CLASS B

SIMATIC IT BASIC T&T V6.1 POWERPACK
 MEDIUM TO LARGE,

[6BQ3111-2DA42-0CD0](#) BASIC T&T 6.1,
 MEDIUM LARGE,
 1
 ,
 .., SW-CLASS B

SIMATIC IT BASIC PROD MGMT V6.1 SMALL

[6BQ3111-2EA23-0CA0](#)

1
 ,
 , CD, SW-CLASS
 B, , PC-

SIMATIC IT BASIC PROD MGMT V6.1
 POWERPACK SMALL TO MEDIUM,

[6BQ3111-2EA32-0CD0](#)

6.1 BASIC PROD MGMT
 SMALL MEDIUM,
 1
 ,
 ,
 ,

SIMATIC IT BASIC PROD MGMT V6.1
 POWERPACK MEDIUM TO LARGE,

[6BQ3111-2EA42-0CD0](#)

6.1 BASIC PROD MGMT
 MEDIUM LARGE,
 1
 ,
 ,
 ,

SIMATIC IT PROD SUITE V6.1 SMALL,

[6BQ3111-2FA23-0CA0](#)

(MES)
 SMALL,
 , 1
 , CD, SW-CLASS
 B,

SIMATIC IT PROD SUITE V6.1 POWERPACK
 SMALL TO MEDIUM,

[6BQ3111-2FA32-0CD0](#)

PROD SUITE 6.1
 SMALL MEDIUM,
 1
 ,
 , SW-CLASS

SIMATIC IT PROD SUITE V6.1 POWERPACK
 MEDIUM TO LARGE,

[6BQ3111-2FA42-0CD0](#)

	PROD SUITE	6.1	
	MEDIUM LARGE,		,
		1	,
		.	..
		, SW-CLASS	
	SIMATIC IT PROD SUITE V6.1 1 CONCURRENT		
	CLIENT, 1		
6BQ3111-2FA52-0CB0	PROD SUITE	6.1	,
		1	,
		.	..
		, SW-CLASS B,	
		, PC-	
	SIMATIC IT PROD SUITE V6.1 10 CONCURRENT		
	CLIENTS, 10		
6BQ3111-2FA62-0CB0	PROD SUITE	6.1,	
			10
		,	
		.	..
		, SW-CLASS	
	B,		, PC-
	SIMATIC IT PROD SUITE V6.1 25 CONCURRENT		
	CLIENTS, 25		
6BQ3111-2FA72-0CB0	PROD SUITE	6.1,	
			25
		,	
		.	..
		, SW-CLASS	
	B,		, PC-
	SIMATIC IT CAB V6.1 CLIENT APPLICATION		
	BUILDER ENGINEERING,		
6BQ3112-2AA02-0CB0		SIMATIC IT,	
		,	
	1		, E-SW, CD SW-CLASS B,
			, PC-
	SIMATIC IT PRODUCT DEFINITION MANAGER		
	V6.1,		
6BQ3112-2AA12-0CB0	1		.
		,	
	..	CD, SW-CLASS B,	
		, PC-	
6BQ3112-2AA22-0CB0	SIMATIC IT FRAMEWORK V6.1, 4		

,
 , 4
 ,
 .. CD, SW-CLASS B,
 , PC-
 SIMATIC IT SCANNER MANAGER V6.1
 -
 100
[6BQ3112-2AA32-0CB0](#) 1
 ,
 .. CD, SW-
 CLASS B, , PC-
 SIMATIC IT SAP CONNECTOR V6.1 IDOC,
 SAP (IDOC),
[6BQ3112-2AA42-0CB0](#) , 1
 ,
 .. CD, SW-CLASS B,
 , PC-
 SIMATIC IT SAP CONNECTOR V6.1 TRFC,
 SAP (TRFC),
[6BQ3112-2AA52-0CB0](#) , 1
 ,
 .. CD, SW-CLASS B,
 , PC-
 SIMATIC IT SAP CONNECTOR V6.1 SRFC,
 SAP (SRFC),
[6BQ3112-2AA62-0CB0](#) , 1
 ,
 .. CD, SW-CLASS B,
 , PC-
 SIMATIC IT CONNECTOR V6.1 MQ-SERIES,
 , 1
[6BQ3112-2AA72-0CB0](#) ,
 .. CD, SW-CLASS B,
 , PC-
 SIMATIC IT CONNECTOR V6.1 MICROSOFT
 MESSAGE QUEUE,
[6BQ3112-2AA82-0CB0](#) 1
 ,
 .. CD, SW-
 CLASS B, , PC-

SIMATIC IT REPORT MANAGER V6.1 SERVER,

[6BQ3112-2AB03-0AA0](#) IT, () SIMATIC
1 ,
., CD, SW-CLASS
B, , PC-

SIMATIC IT REPORT MANAGER V6.1 UNIVERSE
CUSTOMIZER,

[6BQ3112-2AB12-0AB0](#) IT, SIMATIC
1 ,
., SW-CLASS B,
., PC-

SIMATIC IT REPORT MANAGER V6.1 1
CONCURRENT CLIENT, 1

[6BQ3112-2AB22-0AB0](#) REPORT MANAGER
SIMATIC IT, ,
1 ,
., SW-CLASS

SIMATIC IT REPORT MANAGER V6.1 10
CONCURRENT CLIENTS, 10

[6BQ3112-2AB32-0AB0](#) REPORT MANAGER
SIMATIC IT, ,
10 ,
.,

SIMATIC IT REPORT MANAGER V6.1 25
CONCURRENT CLIENTS, 25

[6BQ3112-2AB42-0AB0](#) REPORT MANAGER
SIMATIC IT, ,
25 ,
.,

[6BQ3112-2AC32-0CB0](#) SIMATIC IT 21CFR11 OPTION V6.1

21CFR11 MIS,
 GENEALOGY, ORDER MGMT SMALL
 , 1
 ,
 .. CD, SW-CLASS B,
 , PC-
 SIMATIC IT 21CFR11 OPTION V6.1

[6BQ3112-2AC42-0CD0](#) 21CFR11 MIS, GENEALOGY,
 ORDER MGMT SMALL MEDIUM
 , 1
 ,
 .. CD, SW-CLASS B
 SIMATIC IT 21CFR11 OPTION V6.1

[6BQ3112-2AC52-0CD0](#) 21CFR11 MIS, GENEALOGY,
 ORDER MGMT MEDIUM
 LARGE, ,
 1 ,
 . , CD, SW-
 CLASS
 SIMATIC IT 21CFR11 OPTION V6.1

[6BQ3112-2AD02-0CB0](#) 21CFR11 BASIC
 PROD MGMT, BASIC T&T SMALL
 , 1
 ,
 .. CD, SW-CLASS B,
 , PC-
 SIMATIC IT 21CFR11 OPTION V6.1

[6BQ3112-2AD12-0CD0](#) 21CFR11 BASIC PROD MGMT,
 BASIC T&T SMALL MEDIUM,
 , 1
 ,
 .. CD, SW-CLASS

[6BQ3112-2AD22-0CD0](#) SIMATIC IT 21CFR11 OPTION V6.1

	21CFR11	BASIC PROD MGMT,	
	BASIC T&T	MEDIUM	LARGE
		,	1
		, CD, SW-CLASS B	.
	SIMATIC IT 21CFR11 OPTION V6.1		
	21CFR11		
	PRODUCTION SUITE SMALL,		
6BQ3112-2AD32-0CB0		,	1
		, CD, SW-CLASS B,	.
		, PC-	
	SIMATIC IT 21CFR11 OPTION V6.1		
	21CFR11	PRODUCTION SUITE	
	SMALL	MEDIUM	
		,	1
		, CD, SW-CLASS B,	.
	SIMATIC IT 21CFR11 OPTION V6.1		
	21CFR11	PRODUCTION SUITE	
	MEDIUM	LARGE	
		,	1
		, CD, SW-CLASS B,	.
	SIMATIC IT OEE/DTM V6.1 ENTRY LEVEL		
	BUNDLE	,	
6BQ3112-2AE03-0AA0		1	,
		.	, CD, SW-CLASS
	B,	, PC-	
	SIMATIC IT OEE/DTM V6.1 OPTION 100		
	EQUIPMENTS	,	
6BQ3112-2AE12-0AB0	1	,	
		, SW-CLASS B,	.
		, PC-	

SIMATIC IT OEE/DTM V6.1 POWERPACK 100
400 EQUIPMENTS

[6BQ3112-2AE22-0AD0](#)

1 ,
.
" , SW-CLASS B,
, PC-

SIMATIC IT OEE/DTM V6.1 POWERPACK 400
800 EQUIPMENTS

[6BQ3112-2AE32-0AD0](#)

1 ,
.
" , SW-CLASS B,
, PC-

SIMATIC IT POWERPACK V6.1,

[6BQ3112-2AE42-0AD0](#)

ENTRY LEVEL SIMATIC IT OEE/DTM
EQUIP HISTORIAN SMALL + OEE 100

1 ,
.
" , SW-CLASS B,

9.27.6.2 Production Suite

SIMATIC IT Production Suite

- Manufacturing Execution Systems

(MES),

MES

S95.

SIMATIC IT.

SIMATIC IT Production Suite

SIMATIC IT

SIMATIC IT Production Suite

SIMATIC IT Components,

SIMATIC IT

Framework.

SIMATIC IT Components (SIMATIC IT Production Order Manager, SIMATIC
IT Material Manager, SIMATIC IT Messaging Manager, SIMATIC IT Personnel Manager,
SIMATIC IT Report Manager)

MES.

‘ ‘ (‘).

SIMATIC IT Framework

SIMATIC IT Components

()

SIMATIC IT Framework

()

().

‘ ‘ « ».

SIMATIC IT Production

Production

Suite,

SIMATIC IT Framework.

SIMATIC IT Components.

SIMATIC IT Framework

.

.

SIMATIC IT Production Suite

- Manufacturing

Execution Systems (MES),

Production Suite

S95. S95

, SIMATIC IT.

SIMATIC IT.

SIMATIC IT Production Suite

:

- © 2017 <http://plcforum.uz.ua/viewtopic.php?f=30&t=218>

SIMATIC IT, ,

9.27.6.3 SIMATIC IT Historian

·
() ()

SIMATIC IT HISTORIAN V6.1 SERVER
SMALL,

6 - 8
[6BQ3074-2AA03-0CA0](#) 0 1
, 1
,
, CD SW-CLASS B,
, PC-

SIMATIC IT HISTORIAN V6.1 SERVER,

SMALL-MEDIUM, 3 - 4
[6BQ3074-2AA12-0CD0](#) 1 0 1
,
,
, SW-CLASS B,
, PC-

SIMATIC IT HISTORIAN V6.1 SERVER,

MEDIUM-LARGE, 0 1
[6BQ3074-2AA22-0CD0](#) 1
,
,
, SW-CLASS B,
, PC-

SIMATIC IT HISTORIAN V6.1 FAT CLIENT

" " 4 - 5
[6BQ3074-2AA32-0CB0](#) 0 1

(MIS),

1 ,

SIMATIC IT HISTORIAN V6.1 1

[6BQ3074-2AA42-0CB0](#)3 - 4
0 1

(MIS),

, 1 .

SIMATIC IT HISTORIAN V6.1 10

[6BQ3074-2AA52-0CB0](#)

0 1

(MIS),

, 10 ,

SIMATIC IT HISTORIAN V6.1 25

[6BQ3074-2AA62-0CB0](#)

0 1

(MIS),

, 25 ,

SIMATIC IT HISTORIAN BASIC V6.1
SERVER SMALL,[6BQ3074-2AB03-0CA0](#)3 - 4
0 1

SIMATIC IT HISTORIAN V6.1 REAL TIME DATA SERVER,

[6BQ3074-2AB52-0CB0](#) HISTORIAN V6.1, 3 - 4
1 0 1
1
,
, SW-CLASS B,

SIMATIC IT, OPC

[6BQ3074-2AB62-0CB0](#) HISTORIAN V6.1, 4 - 5
1 0 1
,
, SW-CLASS B,
, PC-

SIMATIC IT, 3964R

[6BQ3074-2AB72-0CB0](#) HISTORIAN V6.1, 6 - 8
1 0 1
,
, SW-CLASS B,
, PC-

SIMATIC IT, MODBUS RTU

[6BQ3074-2AB82-0CB0](#) HISTORIAN V6.1, 6 - 8
1 0 1
,
, SW-CLASS B,
, PC-

SIMATIC IT HISTORIAN BASIC V6.1 PDE

[6BQ3074-2AC02-0CB0](#) HISTORIAN V6.1, 3 - 4
1 0 1
1
,
, SW-CLASS B,

, PC-

SIMATIC IT HISTORIAN BASIC V6.1 IMC

HISTORIAN V6.1,

3 - 4

[6BQ3074-2AC12-0CB0](#)

1

0

1

, SW-CLASS B,

, PC-

SIMATIC IT HISTORIAN V6.1 POWERPACK
BASIC SMALL STD SMALL,,

BASIC SMALL

4 - 5

[6BQ3074-2PA03-0CC0](#)

STD SMALL,

0

1

1

CLASS B,

SIMATIC IT HISTORIAN V6.1 POWERPACK
BASIC MED STD MEDIUM,

BASIC MED

STD MED,

4 - 5

[6BQ3074-2PA13-0CC0](#)

0

1

, SW-

CLASS B,

, PC-

SIMATIC IT HISTORIAN V6.1 POWERPACK
BASIC LARGE STD LARGE,

BASIC LARGE

STD LARGE,

4 - 5

[6BQ3074-2PA23-0CC0](#)

0

1

SW-CLASS B,

, PC-

SIMATIC IT 21CFR11 OPTION V6.1

21CFR11

HISTORIAN SMALL,

4 - 5

[6BQ3112-2AC02-0CB0](#)

0

1

CD SW-CLASS B,

, PC-

SIMATIC IT 21CFR11 OPTION V6.1

6BQ3112-2AC12-0CD0	HISTORIAN MEDIUM	21CFR11 SMALL	4 - 5 0	1
	1	,		
		.	CD,	
	SW-CLASS B,	, P		

SIMATIC IT 21CFR11 OPTION V6.1

6BQ3112-2AC22-0CD0	HISTORIAN LARGE	21CFR11 MEDIUM	4 - 5 0	1
	1	,		
		.	CD,	
	SW-CLASS B,	, P		

9.27.6.4 SIMATIC IT Historian

SIMATIC IT Historian

- , , .
- , , , :
- KPI
 -
 -
 -
 -
 -
 - (Trace and Track)

-

- . .

.

SIMATIC IT Historian

Manufacturing Information System (MIS/MES).

.

—

,

—

.

SIMATIC IT Historian

.

,

,

,

(

)

,

.

.

.

,

,

,

SIMATIC IT Historian

.

,

,

,

,

,

. . .

SIMATIC IT Historian

—

,

.

SIMATIC IT Historian

/

Information System/Manufacturing Execution System).

MIS/MES (Manufacturing

.

,

,

,

,

.

SIMATIC IT Historian

- KPI
-
-
-
-
-
-
-
-
-

SIMATIC IT Historian

. SIMATIC IT Historian

(),
().

,
.

,
.

,
.

SIMATIC IT Historian ,
.

,
.

9.27.6.5 SIMATIC IT Unilab

•
() ()

SIMATIC IT UNILAB V6.1 BASIC SERVER,

[6BQ3075-2AA00-0BA0](#)

6 - 8
0 1
,
1, CD, SW-
CLASS A, , PC-

SIMATIC IT UNILAB V6.1 ADVANCED
SERVER,[6BQ3075-2AA10-0BA0](#)[SIFLIULSU30601](#)

6 - 8
0 1
,
1, CD, SW-CLASS A, , PC-

SIMATIC IT UNILAB V6.1 ADVANCED
SERVER,[6BQ3075-2AA20-0BA0](#)[SIFLIULSU60601](#)

6 - 8
0 1
,
1, CD, SW-CLASS A, , PC-

SIMATIC IT UNILAB V6.1 1 CONCURRENT
CLIENT, 1[6BQ3075-2AA38-0BB0](#)

6 - 8
0 1
,
1, CD, SW-CLASS A, , PC-

SIMATIC IT UNILAB V6.1 10 CONCURRENT
CLIENT, 10[6BQ3075-2AA48-0BB0](#)

6 - 8
0 1
,
1, CD, SW-CLASS A, , PC-

[6BQ3075-2AA58-0BB0](#)SIMATIC IT UNILAB V6.1 25 CONCURRENT
CLIENT, 25[SIFLIRMC020603](#)[SIFLIULCU70601](#)

6 - 8
0 1
,
1, ,

CD, SW-CLASS A, , PC-

SIMATIC IT UNILAB V6.1 SAP-QM
INTERFACE, SAP-QM

[6BQ3075-2AA60-0BA0](#)

4 - 5
0 1
1
CD, SW-CLASS A, , PC-

SIMATIC IT UNILAB V6.1 VALIDATION
PACK,

[6BQ3075-2AA70-0BX0](#)

4 - 5
0 1
1
CD, SW-CLASS A,
PC-

SIMATIC IT UNILAB V6.1 VALIDATION
PACK,

[6BQ3075-2AA88-0BB0](#)

4 - 5
0 1
1
CD, SW-CLASS A,
PC-

SIMATIC IT UNILAB V6.1POCKET PC
(OFFLINE),
POCKET PC

[6BQ3075-2AB08-0BB0](#)

[SIFLIUPPU00601](#)

6 - 8
0 1
(
)
1
CD, SW-CLASS A, , PC-

SIMATIC IT UNILAB V6.1 POWERPACK
BASIC - STANDARD,

[6BQ3075-2AB18-0BD0](#)

4 - 5
0 1
BASIC
STANDARD,
1
CD, SW-CLASS A, , PC-

SIMATIC IT UNILAB V6.1 POWERPACK
STANDARD - ADVANCED,

[6BQ3075-2AB28-0BD0](#)

ADVANCED,

CD, SW-CLASS A,

STANDARD

1

, PC-

4 - 5

0

1

9.27.6.6 SIMATIC IT Unilab

SIMATIC IT Unilab –

Information Management System -
SIMATIC IT Unilab

-
LIMS (Laboratory
).

SIMATIC IT Unilab

21 CFR 11. SIMATIC IT Unilab

SIMATIC IT Unilab

Web-

. SIMATIC IT Unilab
SIMATIC IT.

SIMATIC IT Unilab –
Laboratory Information Management System),

(LIMS

. SIMATIC IT Unilab

SIMATIC IT Unilab

SIMATIC IT Unilab –

web- . SIMATIC IT Unilab
SIMATIC IT.

SIMATIC IT Unilab

9.27.6.7 SIMATIC IT Interspec

[http://www.aqad.ru/index.php?
tree=1000000&tree2=9990284&tree3=10001340&tree4=10024781&tree5=10024787](http://www.aqad.ru/index.php?tree=1000000&tree2=9990284&tree3=10001340&tree4=10024781&tree5=10024787)

() ()

SIMATIC IT INTERSPEC V6.1,

[6BQ3050-2AA03-0CA0](#)

4 - 5
0 1

CD, SW-CLASS A,
, PC-

[6BQ3050-2AA13-0CA0](#)

SIMATIC IT INTERSPEC V6.1,

4 - 5
0 1

		, PC-			
		SIMATIC IT INTERSPEC V6.1, 10	-		
			,		
			.		
				4 - 5	
6BQ3050-2AA62-0CB0			10	0	1
			,		
			.		
				, SW-	
		CLASS A,			
			, PC-		
		SIMATIC IT INTERSPEC V6.1, 25	-		
			,		
			.		
				4 - 5	
6BQ3050-2AA72-0CB0			25	0	1
			,		
			.		
				, SW-CLASS A,	
			, PC-		
		SIMATIC IT INTERSPEC V6.1,			
		ERP,			
			1		
6BQ3050-2AA88-0CB0				4 - 5	
			,	0	1
			.		
				, SW-CLASS A,	
			, PC-		
		SIMATIC IT INTERSPEC V6.1,			
			,		
			1		
6BQ3050-2AB02-0CB0			,		
			.		
				, SW-	
		CLASS A,		0	1
			, PC-		
		SIMATIC IT INTERSPEC V6.1 FULL USER,			
		"			
			,		
			100		
			,		
6BQ3050-2AB12-0CB0				0	1
			.		
		500			
			,		
			.		
				, SW-CLASS A,	
6BQ3050-2AB22-0CB0		SIMATIC IT INTERSPEC V6.1 FULL USER,		0	1

" , 500 "

500 ,

500 ,

SW-CLASS A,

SIMATIC IT

INTERSPEC V6.1,

4 - 5

[6BQ3050-2AC02-0CB0](#) 1 , 0 1

SW-CLASS A,

PC-

9.27.6.8 SIMATIC IT Interspec

SIMATIC IT Interspec –

,

,

(,

) ,

SIMATIC IT Interspec.

SIMATIC IT Interspec

. SIMATIC IT Interspec

SIMATIC IT.

SIMATIC IT Interspec

- ;
- ;

- ;
- , , ,

SIMATIC IT Interspec –

SIMATIC IT Interspec

SIMATIC IT Interspec

SIMATIC IT.

9.28 SIMOCODE ES

SIMOCODE ES is the central software for parameterization, configuration and diagnostics of SIMOCODE pro. Two versions are offered:

SIMOCODE ES Professional for connection to one or more devices via PROFIBUS DP or direct on the device via the system interface

SIMOCODE ES Smart for direct connection to SIMOCODE pro via the system interface on the device

With SIMOCODE ES Professional, SIMOCODE pro is parameterized and diagnosed either direct on the device or from a central location over PROFIBUS DP.

By displaying all operating, service and diagnostics data, SIMOCODE ES Professional provides meaningful information and thus helps to prevent faults or to quickly locate and correct them. The option of online parameterization during operation avoids additional plant downtimes.

'Win-SIMOCODE-DP/ Smart V1.3 and Win-SIMOCODE-DP/ Professional V1.3

Serial number: **20834-0001-000133**

<http://support.automation.siemens.com/WW/view/en/27043399>

SIMOCODE ES Professional 2004

Serial number: **20844-0001-000133**

<http://support.automation.siemens.com/WW/view/en/22122327>

SIMOCODE ES Professional 2007

<http://support.automation.siemens.com/WW/view/de/28368473>

850	SCOESP20	SIFLSCOESP0200	SIMOCODE ES 2007 Premium	v2.0
851	SCOESS20	SIFLSCOESS0200	SIMOCODE ES 2007 Standard	v2.0
852	SCOESB20	SIFLSCOESB0200	SIMOCODE ES 2007 Basic	v2.0
853	SCOEST20	SIFLSCOEST0200	SIMOCODE ES 2007 Premium Trial	v2.0

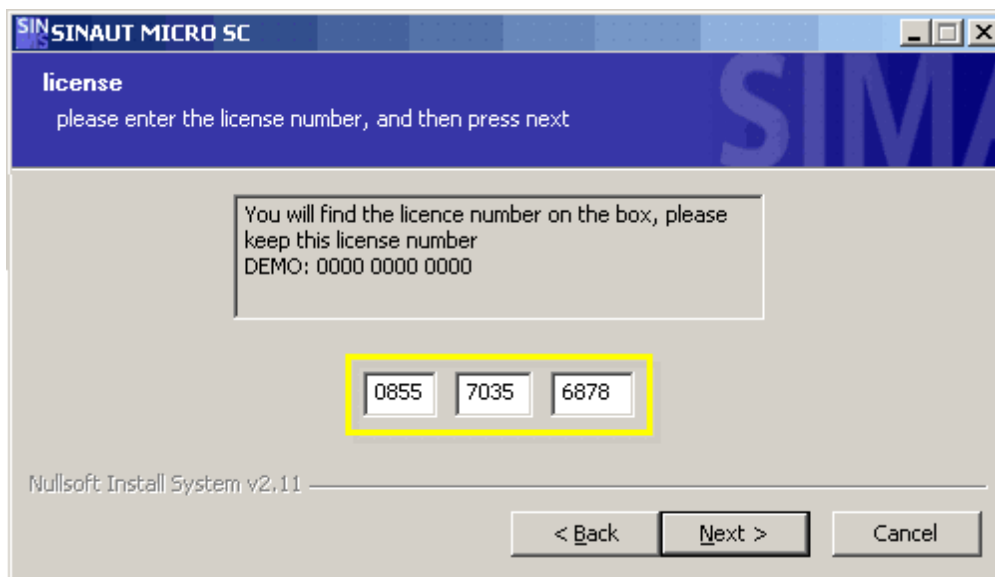
9.29 SIMOTION Scout

Simotion Scout

	Short name	Long name	License name	Version
1538	A2SCOU43	SIFLA2SCOU0403	SIMOTION Scout V4.3	v4.3
1393	A2SCOU42	SIFLA2SCOU0402	SIMOTION Scout V4.2	v4.2
766	A2SCOU41	SIFLA2SCOU0401	SIMOTION Scout V4.1	v4.1
765	A2CAMT22	SIFLA2CAMT0202	SIMOTION CamTool	v2.2
334	A2SCOU40	SIFLA2SCOU0400	SIMOTION Scout V4.0	v4.0
335	A2SCOU32	SIFLA2SCOU0302	SIMOTION Scout V3.2	v3.2
336	A2SCOU31		SIMOTION Scout V3.1	v3.1
337	A2SCOU30		SIMOTION Scout V3.0	v3.0
338	A2SCOU20		SIMOTION Scout V2.0	v2.0
339	A2CAMT21		SIMOTION CamTool V2.1	v2.1
340	A2CAMT20		SIMOTION CamTool V2.0	v2.0

9.30 Sinaut

Sinaut Micro SC Serial number
0855-7035-6878



9.31 SINEMA

SINEMA E 2006 Lean planning, simulation and configuration tool

SINEMA E 2006 Lean includes the following functions for the engineering of IWLAN networks:

- Quotation phase
- Easy to use Sales Wizard
- Report for quotation creation
- Planning, simulation and configuration
- Planning and simulation of the WLAN infrastructure
- Simultaneous configuration of device groups
- Creation of a report with mounting instructions
- Centralized identification, upload / download and change of device parameters
- Report for the final documentation
- Measures in the case of a problem

You will find more information on the Website

<http://www.siemens.com/sinema>

841	SNSIEL10	SISLSNSIEL0100	NET SINEMA E Lean 2006	v1.0
842	SNSIES10	SISLSNSIES0100	NET SINEMA E Standard 2006	v1.0

Compared to the **Lean license**, the **standard license** offers additional functions for recording, evaluating and visualizing the measured WLAN signals (site survey) as well as extended simulation and planning features (auto placement, contour display, saving/comparing simulations and extended filtering options).

9.32 SinuTrain

SinuTrain training and programming:

HMI 810D/840D/840Di can be separately ordered and SinuTrain JobShop can also be ordered as classroom license

SinuTrain V06.03 Edition 2 (WIN XP mit Servicepack 1)

Versionsdatum : 28.07.2004

Setup Key: **02105876-FD-S1-0441-302018903**

Version : V06.03 Edition 4 (WIN XP mit Servicepack 3)

Versionsdatum : 24.10.2008

HMI : V 06.03.23.00

Setup Key: **10549734-FD-A6-451-302410995**

On our CNC4you homepage, you can download a free trial version at www.cnc4you.siemens.com

<http://www.cnc4you.siemens.com/cms/website.php?id=/de/cnc-downloads.htm>

http://www.cnc4you.siemens.com/root/img/pool/fachthemen/service-und-ausbildung/sinutrain/SinuTrain_SINUMERIK_Operate_4.4_ED2.zip

SIFLSNTRTX0404.ekb SinuTrain SINUMERIK Operate (Trial)

SIFLSNTRBC0404.ekb SinuTrain SINUMERIK Operate (BASIC)

SIFLSNTRSD0404.ekb SinuTrain SINUMERIK Operate (Student)

SIFLSNTRSM0404.ekb SinuTrain SINUMERIK Operate (ShopMill)

SIFLSNTRSS0404.ekb SinuTrain SINUMERIK Operate (ShopTurn+ShopMill)

SIFLSNTRST0404.ekb SinuTrain SINUMERIK Operate (ShopTurn)

SIFLSNTRS0404.ekb SinuTrain SINUMERIK Operate (ShopTurn+ShopMill) Upgrade

9.33 SFC

	Short name	Long name	License name	Version
615	A1SFCV70	SIFLA1SFCV0700	SFC- Visualization V7.0	v7.0
616	A1SFC_70	SIFLA1SFC_0700	SFC V7.0	v7.0
617	A1SFCT70	SIFLA1SFCT0700	SFC for TDC	v7.0
363	A1SFCV61	SIFLA1SFCV0601	SFC- Visualization V6.1	v6.1
364	A1SFCV60	SIFLA1SFCV0600	SFC- Visualization V6.0	v6.0
365	A1SFCV05		SFC- Visualization V5.0	v5.x
366	A1SFCV04		SFC VISUAL V4	v4.x
367	A1SFCV03		SFC VISUAL V3	v3.x
368	A1SFCT61	SIFLA1SFCT0601	SFC for D7-SYS	v6.1
369	A1SFC_61	SIFLA1SFC_0601	SFC V6.1	v6.1
370	A1SFC_60	SIFLA1SFC_0600	SFC V6.0	v6.0
371	A1SFC_05		SFC V5.0	v5.x
372	A1SFC_04		PCS7-Engineering Options V4.x	v4.x
373	A1SFC_03		SFC V3.x	v3.x

9.34 SmartLabel

Key A1SLAB20 S7-Smartlabel V2 for v2.0 and v2.1

Key SIFLA1SLAB0300 S7-Smartlabel V3

9.35 Telecontrol Server Basic

Enter topic text here.

TELECONTROL SIFLT0640200
SERVER BASIC 064

9.36 Teleservice

396	A1S7TS03		TeleService V3.x	v3.x
395	A1S7TS05		TeleService V5.x	v5.x
394	A1S7TS51		TeleService V5.1	v5.1
393	A1S7TS52		TeleService V5.2	v5.2
392	A1S7TS60	SIFLA1S7TS0600	TeleService V6.0	v6.0

348	A1S7TS61	SIFLA1S7TS060 1	TeleService V6.1	v6.1
-----	----------	--------------------	------------------	------

9.37 TIA Portal

Enter topic text here.

9.37.1 Step 7 Prof (2011)

Step 7 Prof (2011)

Select>	Short name	Long name	License name	Version
1297	S7PROF11	SIFLS7PROF1100	STEP 7 V11 Professional combo	v11.0
1298	S7PROT11	SIFLS7PROT1100	STEP 7 V11 Professional	v11.0
1299	S7BASC11	SIFLS7BASC1100	STEP 7 Basic V11	v11.0
1310	A1PLCS11	SIFLA1PLCS1100	S7-PLCSIM	v11.0
1311	A1SCL_11	SIFLA1SCL_1100	S7-SCL	v11.0
1312	A1S7GR11	SIFLA1S7GR1100	S7-GRAPH	v11.0

9.37.2 WinCC Flexible (2011)

WinCC Flexible (2011)

Select>	Short name	Long name	License name	Version
1300	A9XER111	SIFLA9XER11100	WinCC flexible V11 Advanced	v11.0
1301	A9XEP111	SIFLA9XEP11100	WinCC flexible Advanced combo	v11.0
1302	A9XES111	SIFLA9XES11100	WinCC Comfort combo	v11.0
1303	A9XET111	SIFLA9XET11100	WinCC Comfort	v11.0
1322	WCRCSP99	SIFLWCRCSP9999	WinCC Recipes for SIMATIC Panel v11	v99.9

1323	WCRT0111	SIFLWCRT021100	WinCC RT Advanced (128)	v11.0
1324	WCRT0211	SIFLWCRT011100	WinCC RT Advanced (512)	v11.0
1325	WCRT0311	SIFLWCRT031100	WinCC RT Advanced (2048)	v11.0
1326	WCRT0411	SIFLWCRT041100	WinCC RT Advanced (4096)	v11.0
1327	WCRT0611	SIFLWCRT061100	WinCC RT Advanced (8192)	v11.0
1328	WCAUDP99	SIFLWCAUDP9999	WinCC Audit for SIMATIC Panel v11	v99.9
1316	WCSSRA99	SIFLWCSSRA9999	WinCC Sm@rtServer for RT Advanced v11	v99.9
1317	WCAURT99	SIFLWCAURT9999	WinCC Audit for RT Advanced v11	v99.9
1318	WCLORT99	SIFLWCLORT9999	WinCC Logging for RT Advanced v11	v99.9
1319	WCRCRT99	SIFLWCRCRT9999	WinCC Recipes for RT Advanced v11	v99.9
1396	WCOPRT99	SIFLWCOPRT9999	WinCC OPC Server for RT Advanced	v99.9
1397	WCOPSP99	SIFLWCOPSP9999	WinCC OPC Server for Panels	v99.9
1398	WCSAPA99	SIFLWCSAPA9999	WinCC Sm@rtAccess for Panels	v99.9
1399	WCSART99	SIFLWCSART9999	WinCC OPC Server for RT Advanced	v99.9
1400	WCSSPA99	SIFLWCSSPA9999	WinCC Sm@rtService for Panels	v99.9
1401	WCSSRT99	SIFLWCSSRT9999	WinCC Sm@rtService for RT Advanced	v99.9
1402	WCSSSP99	SIFLWCSSSP9999	WinCC Sm@rtServer for SIMATIC Panel	v99.9

9.37.3 WinCC Prof (2011)

WinCC Prof (2011)

Select>	Short name	Long name	License name	Version
1304	WCPRC211	SIFLWCPRC21100	WinCC Professional (max.) combo	v11.0
1305	WCPRC311	SIFLWCPRC31100	WinCC Professional (512) combo	v11.0
1306	WCPRC411	SIFLWCPRC41100	WinCC Professional (4096) combo	v11.0
1307	WCPR0211	SIFLWCPR021100	WinCC Professional (max.)	v11.0
1308	WCPR0311	SIFLWCPR031100	WinCC Professional (512)	v11.0
1309	WCPR0411	SIFLWCPR041100	WinCC Professional (4096)	v11.0
1337	WCPR0511	SIFLWCPR051100	WinCC Professional (8192)	v11.0
1338	WCPR0611	SIFLWCPR061100	WinCC Professional (65536)	v11.0
1339	WCPRC511	SIFLWCPRC51100	WinCC Professional (8192) combo	v11.0
1340	WCPRC611	SIFLWCPRC61100	WinCC Professional (65536) combo	v11.0
1341	WCRP0211	SIFLWCRP021100	WinCC RT Professional (max.)	v11.0
1342	WCRP0311	SIFLWCRP031100	WinCC RT Professional (512)	v11.0
1343	WCRP0411	SIFLWCRP041100	WinCC RT Professional (4096)	v11.0
1344	WCRP0511	SIFLWCRP051100	WinCC RT Professional (8192)	v11.0
1345	WCRP0611	SIFLWCRP061100	WinCC RT Professional (65536)	v11.0
1346	WCRPC211	SIFLWCRPC21100	WinCC RT Professional (max.) combo	v11.0
1347	WCRPC311	SIFLWCRPC31100	WinCC RT Professional (512) combo	v11.0
1348	WCRPC411	SIFLWCRPC41100	WinCC RT Professional (4096) combo	v11.0

1349	WCRPC511	SIFLWCRPC51100	WinCC RT Professional (8192) combo	v11.0
1350	WCRPC611	SIFLWCRPC61100	WinCC RT Professional (65536) combo	v11.0
1313	WCSRPR99	SIFLWCSRPR9999	WinCC Server for RT Professional v11	v99.9
1321	WCSSSP99	SIFLWCSSSP9999	WinCC Sm@rtServer for SIMATIC Panel v11	v99.9
1329	YWCPLG99	SIFCYWCPLG9999 1	WinCC Logging RT Professional (1500)	v99.9
1330	YWCPLG99	SIFCYWCPLG9999 2	WinCC Logging RT Professional (5000)	v99.9
1331	YWCPLG99	SIFCYWCPLG9999 6	WinCC Logging RT Professional (80000)	v99.9
1332	YWCPLG99	SIFCYWCPLG9999 5	WinCC Logging RT Professional (10000)	v99.9
1333	YWCPLG99	SIFCYWCPLG9999 4	WinCC Logging for RT Professional (4000000)	v99.9
1334	YWCPLG99	SIFCYWCPLG9999 3	WinCC Logging RT Professional (30000)	v99.9
1358	WCRPC811	SIFLWCRPC81100	WinCC RT Professional (262144) combo	v11.0
1390	WCWDSR99	SIFLWCWDSR9999	WinCC WebDiagnostics Server for RT Professional v11	v99.9

9.37.4 Step 7 Safety (2011)

Step 7 Safety (2011)

Select>	Short name	Long name	License name	Version
1391	A1DSAV11	SIFLA1DSAV110 0	STEP 7 Safety Advanced combo v11	v11.0

1392	A1DSAT11	SIFLA1DSAT1100	STEP 7 Safety Advanced v11	v11.0
------	----------	----------------	----------------------------	-------

9.37.5 PID Professional v11

PID Professional v11

Select>	Short name	Long name	License name	Version
1539	A1PPRC11	SIFLA1PPRC1100	PID Professional combo V11.0	v11.0
1540	A1PPRO11	SIFLA1PPRO1100	PID Professional V11.0	v11.0
1541	A1730111	SIFLA173011100	Modular PID Control V11.0	v11.0
1542	A1STDC11	SIFLA1STDC1100	Standard PID Control V11.0	v11.0

9.38 Soft Starter

Soft Starter ES 2007 Premium

<http://support.automation.siemens.com/WW/view/en/28323168>

<http://support.automation.siemens.com/WW/llisapi.dll/csfetch/28323168/>

[Soft Starter ES 2007 Premium Trialversion Downloadfile.zip](#)

(203998 KB)

846	SSTESP20	SIFLSSTESP0200	Soft Starter ES 2007 Premium	v2.0
847	SSTESS20	SIFLSSTESS0200	Soft Starter ES 2007 Standard	v2.0
848	SSTESB20	SIFLSSTESB0200	Soft Starter ES 2007 Basic	v2.0
849	SSTEST20	SIFLSSTEST0200	Soft Starter ES 2007 Premium Trial	v2.0

Basic

- Communication via serial device interface
- Commissioning
- Parameterization and operation

Standard

- Communication via serial device interface
- Commissioning
- Parameterization, operation and monitoring
- Diagnostics
- Trace function (oscilloscope function)

Premium

- Communication via serial device interface and optional Profibus interface
- Commissioning
- Parameterization, operation and monitoring (via serial device interface or via communication module Profibus)
- Diagnostics
- Trace function (oscilloscope function)
- Group function

9.39 Visionscape

Visionscape Software Version 3.7 use hardware Dongle key

USB Dongle: 6GF3080-0VS00-2KS0

Parallel Port Dongle: 6GF3080-0VS00-1KS0

<http://support.automation.siemens.com/WW/view/en/27196122>

Typical Applications

Dependent on system used please see applications for:

- PC-based system with analog frame grabbers 0300 or 0740
- PC-based system with digital CamLink frame grabber 0800, including line scan
- Intelligent Camera SIMATIC HawkEye 1600T

Customer Benefits

- New ability to cover line scan and high-speed/high-resolution applications with proved and known SIMATIC Visionscape Software
- Enhance PC-based line with Intelligent Cameras: the same Machine Vision jobs can be used on frame grabbers as well as on an intelligent camera
- Ensured, tested cooperation of all components of a complete Machine Vision system due to extensive testing: software, frame grabber, cameras and PC

- Easier to use and to learn due one simplified engineering system FrontRunner, the simplified documentation, and the increased stability
- Complete offering out of one hand with competitive priced cameras and SIMATIC PCs

9.40 WinAC

Key A1WINA40 WinAC Basis V4.0 for v4.0 and v4.1

	A1WINA40		WinAC Basis	V4.0 and v4.1
341	A1WRTX42	SIFLA1WRTX0402	WinAC RTX 4.2 (2005)	v4.2

See PAC number for install RTX

	A1WRTX4 4	SIFLA1WRTX04 04	WinAC RTX 4.4 (2008)	4.4
	A1WINA4 4	SIFLA1WINA04 04	WinAC Basis 4.4 (2008)	4.4
	A1WINA4 4	SIFLA1WIPN040 4	WinAC PN 4.4 (2008)	4.4
813	A1WRTX4 3	SIFLA1WRTX04 03	WinAC RTX 4.3 (2005 SP3)	v4.3
814	A1WINA4 3	SIFLA1WINA04 03	WinAC Basis V4.3	v4.3
815	A1WIPN4 3	SIFLA1WIPN040 3	WinAC PN V4.3	v4.3

9.41 WinAC MP

WinAC MP SoftPLC for MultiPanel

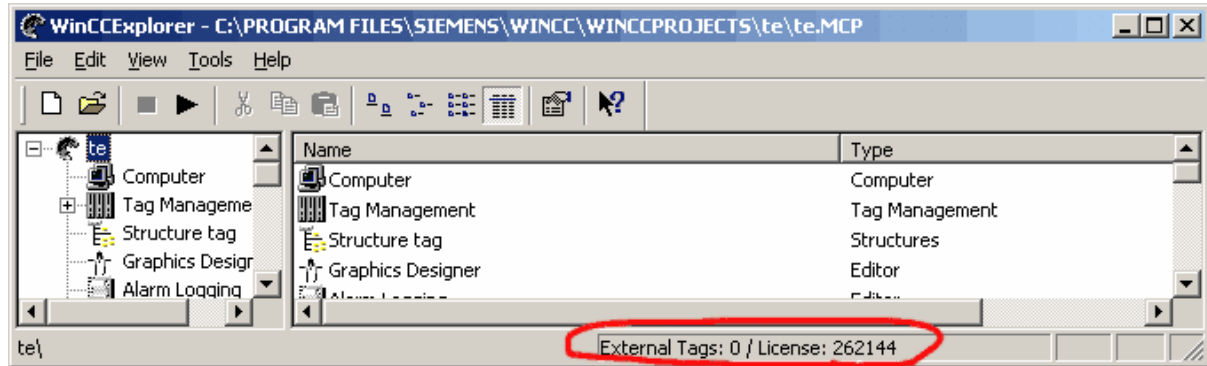
844	WMP2774 0	SIFLWMP27704 00	WinAC MP 2007 (MP 277)	v4.0
845	WMP3774 0	SIFLWMP37704 00	WinAC MP 2007 (MP 377)	v4.0

WinAC MP 2008

	Short name	Long name	License name	Version
1128	WMP1774 1	SIFLWMP177040 0	WinAC MP 2008 (MP 177)	v4.1
1129	WMP2774 1	SIFLWMP277040 1	WinAC MP 2008 (MP 277)	v4.1

1130	WMP3774 1	SIFLWMP377040 1	WinAC MP 2008 (MP 377)	v4.1
------	--------------	--------------------	------------------------	------

9.42 WinCC



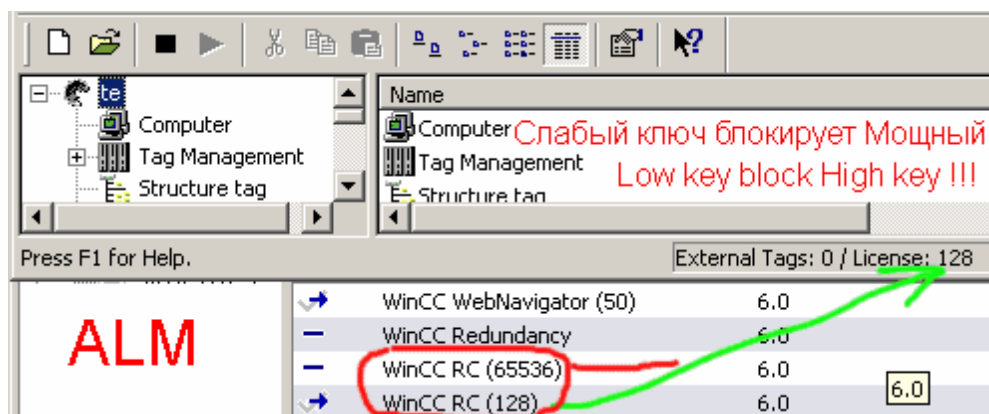
See LogFiles in C:\Program Files\SIEMENS\WINCC\Diagnose

for example License.Log when License key A9WRC installed

```
02/01/2007 13:16:50 InitLicense CS | AppName = AppCS:Mcp | CycleCheck = yes |
NameForMessageBox = | Name of License = SIFLA9WRC70600 | Text of License = WinCC RC
(262144) |
02/01/2007 13:16:50 InitLicense ED | AppName = AppEd:Mcp | CycleCheck = own |
NameForMessageBox = | Name of License = SIFLA9WRC70600 | Text of License = WinCC RC
(262144) |
02/01/2007 13:17:07 InitLicense RT | AppName = OptRT:CHIPCARD | CycleCheck = no |
NameForMessageBox = | Name of License = SIFLA1WPC40600 | Text of License = WinCC Chipcard |
02/01/2007 13:17:07 ExitLicense RT | AppName = OptRT:CHIPCARD | CycleCheck = no | Name of
License = SIFLA1WPC40600 | Text of License = WinCC Chipcard |
02/01/2007 13:17:08 InitLicense CS | AppName = AppCS:TlgASO | CycleCheck = yes |
NameForMessageBox = | Name of License = SIFLA9WTG30600 | Text of License = WINCC Archive
(30000) |
02/01/2007 13:18:48 InitLicense xx | AppName = ConnectivityPack | CycleCheck = no |
NameForMessageBox = | Name of License = SIFLA9WOP10600 | Text of License = WinCC
Connectivity Pack |
02/01/2007 13:18:48 ExitLicense xx | AppName = ConnectivityPack | CycleCheck = no | Name of
License = SIFLA9WOP10600 | Text of License = WinCC Connectivity Pack |
02/01/2007 13:30:15 ExitLicense CS | AppName = AppCS:TlgASO | CycleCheck = yes | Name of
License = SIFLA9WTG30600 | Text of License = WINCC Archive (30000) |
02/01/2007 13:30:17 ExitLicense CS | AppName = AppCS:Mcp | CycleCheck = yes | Name of License
= SIFLA9WRC70600 | Text of License = WinCC RC (262144) |
02/01/2007 13:30:17 ExitLicense ED | AppName = AppEd:Mcp | CycleCheck = own | Name of License
= SIFLA9WRC70600 | Text of License = WinCC RC (262144) |
```

Example when installed 2 License key A9WRC.

Low key with 128 tags block High key with 65536 tags

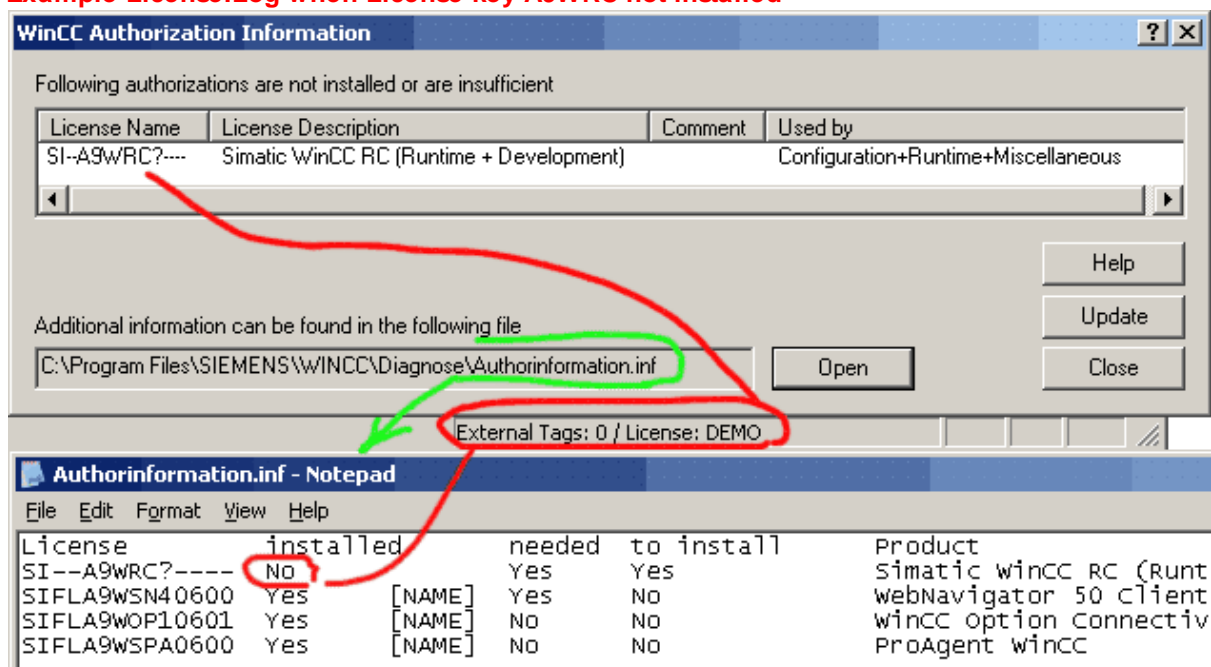


Example License.Log when installed 2 License key A9WRC.

02/01/2007 14:39:29 InitLicense CS | AppName = AppCS:Mcp | CycleCheck = yes |
 NameForMessageBox = | Name of License = SIFLA9WRC10600 | Text of License = WinCC RC (128) |
 02/01/2007 14:39:29 InitLicense ED | AppName = AppEd:Mcp | CycleCheck = own |
 NameForMessageBox = | Name of License = SIFLA9WRC10600 | Text of License = WinCC RC (128) |

You need use only one key with max Tags

Example License.Log when License key A9WRC not installed



for example Authorinformation.inf when License key A9WRC* not installed

License	installed	needed	to install	Product
SI-A9WRC?----	No	Yes	Yes	Simatic WinCC RC (Runtime + Development)
SIFLA9WSN40600	Yes	Yes	No	WebNavigator 50 Clients

SIFLA9WOP10601	Yes	No	No	WinCC Option Connectivity Pack
SIFLA9WSPA0600	Yes	No	No	ProAgent WinCC

and part of License.Log when License key A9WRC* not installed

02/01/2007 14:10:20 Control Center - Demo Mode ConfigurationSystem enabled -

02/01/2007 14:10:20 NoLicense CS | Name of License = A9WRC?0600 | Text of License = Simatic WinCC RC (Runtime + Development) | **Exists = No** |

02/01/2007 14:10:20 InitLicense CS | AppName = AppCS:Mcp | CycleCheck = yes |

NameForMessageBox = | Name of License = A9WRC?0600 | Text of License = Simatic WinCC RC (Runtime + Development) |

02/01/2007 14:10:22 NoLicense ED | Name of License = A9WRC?0600 | Text of License = Simatic WinCC RC (Runtime + Development) | Exists = No |

02/01/2007 14:10:22 Control Center - Demo Mode Editors enabled -

02/01/2007 14:10:22 InitLicense ED | AppName = AppEd:Mcp | CycleCheck = own |

NameForMessageBox = | Name of License = A9WRC?0600 | Text of License = Simatic WinCC RC (Runtime + Development) |

.....

9.42.1 WinCC v7.2

WinCC v7.2 (2013)

1635	A9WRP972	SIFLA9WRP90702	WinCC RT PO (unlimited)	v7.2
1636	A9WRP872	SIFLA9WRP80702	WinCC RT PO (20000)	v7.2
1637	A9WRP772	SIFLA9WRP70702	WinCC RT PO (10000)	v7.2
1638	A9WRP672	SIFLA9WRP60702	WinCC RT PO (8500)	v7.2
1639	A9WRP572	SIFLA9WRP50702	WinCC RT PO (5000)	v7.2
1640	A9WRP472	SIFLA9WRP40702	WinCC RT PO (3000)	v7.2
1641	A9WRP372	SIFLA9WRP30702	WinCC RT PO (2000)	v7.2
1642	A9WRP272	SIFLA9WRP20702	WinCC RT PO (1000)	v7.2
1643	A9WRP172	SIFLA9WRP10702	WinCC RT PO (250)	v7.2
1644	A9WRP072	SIFLA9WRP00702	WinCC RT PO Client	v7.2
1645	A9WARC72	SIFLA9WARC0702	WINCC User Archives	v7.2
1646	A9WSRD72	SIFLA9WSRD0702	WINCC Redundancy	v7.2

1647	A9WDS172	SIFLA9WDS10702	WINCC WebDiag Server	v7.2
1648	A9WDC172	SIFLA9WDC10702	WINCC WebDiag Client	v7.2
1649	A9WSN672	SIFLA9WSN60702	WINCC-V7 WebNavigator 150 Clients	v7.2
1650	A9WSN572	SIFLA9WSN50702	WINCC-V7 WebNavigator 100 Clients	v7.2
1651	A9WSN472	SIFLA9WSN40702	WINCC-V7 WebNavigator 50 Clients	v7.2
1652	A9WSN372	SIFLA9WSN30702	WINCC-V7 WebNavigator 25 Clients	v7.2
1653	A9WSN272	SIFLA9WSN20702	WINCC-V7 WebNavigator 10 Clients	v7.2
1654	A9WSN872	SIFLA9WSN80702	WINCC-V7 WebNavigator 5 Clients	v7.2
1655	A9WSN172	SIFLA9WSN10702	WINCC-V7 WebNavigator 3 Clients	v7.2
1656	A9WSN772	SIFLA9WSN70702	WINCC-V7 WebNavigator 1 Clients	v7.2
1657	A9WRTA72	SIFLA9WRTA0702	WINCC-V7 RT 1500K PTg 512 ATg	v7.2
1658	A9WRT972	SIFLA9WRT90702	WINCC-V7 RT 500K PTg 512 ATg	v7.2
1659	A9WRT872	SIFLA9WRT80702	WINCC-V7 RT 150K PTg 512 ATg	v7.2
1660	A9WRT772	SIFLA9WRT70702	WINCC-V7 RT 256K PTg 512 ATg	v7.2
1661	A9WRT672	SIFLA9WRT60702	WINCC-V7 RT 100K PTg 512 ATg	v7.2
1662	A9WRT572	SIFLA9WRT50702	WINCC-V7 RT 8000 PTg 512 ATg	v7.2
1663	A9WRT472	SIFLA9WRT40702	WINCC-V7 RT 64K PTg 512 ATg	v7.2
1664	A9WRT372	SIFLA9WRT30702	WINCC-V7 RT 1024 PTg 512 ATg	v7.2
1665	A9WRT272	SIFLA9WRT20702	WINCC-V7 RT 256 PTg 512 ATg	v7.2
1666	A9WRT172	SIFLA9WRT10702	WINCC-V7 RT 128 PTg 512 ATg	v7.2

1667	A9WRCA72	SIFLA9WRCA0702	WINCC-V7 RC 1500K PTg 512 ATg	v7.2
1668	A9WRC972	SIFLA9WRC90702	WINCC-V7 RC 500K PTg 512 ATg	v7.2
1669	A9WRC872	SIFLA9WRC80702	WINCC-V7 RC 150K PTg 512 ATg	v7.2
1670	A9WRC772	SIFLA9WRC70702	WINCC-V7 RC 256K PTg 512 ATg	v7.2
1671	A9WRC672	SIFLA9WRC60702	WINCC-V7 RC 100K PTg 512 ATg	v7.2
1672	A9WRC572	SIFLA9WRC50702	WINCC-V7 RC 8000 PTg 512 ATg	v7.2
1673	A9WRC472	SIFLA9WRC40702	WINCC-V7 RC 64K PTg 512 ATg	v7.2
1674	A9WRC372	SIFLA9WRC30702	WINCC-V7 RC 1024 PTg 512 ATg	v7.2
1675	A9WRC272	SIFLA9WRC20702	WINCC-V7 RC 256 PTg 512 ATg	v7.2
1676	A9WRC172	SIFLA9WRC10702	WINCC-V7 RC 128 PTg 512 ATg	v7.2
1677	A9WVC672	SIFLA9WVC60702	WINCC-V7 WinCC Dat@M.150 Clients	v7.2
1678	A9WVC572	SIFLA9WVC50702	WINCC-V7 WinCC Dat@M.100 Clients	v7.2
1679	A9WVC472	SIFLA9WVC40702	WINCC-V7 WinCC Dat@M.50 Clients	v7.2
1680	A9WVC372	SIFLA9WVC30702	WINCC-V7 WinCC Dat@M.25 Clients	v7.2
1681	A9WVC272	SIFLA9WVC20702	WINCC-V7 WinCC Dat@M.10 Clients	v7.2
1682	A9WVC172	SIFLA9WVC10702	WINCC-V7 WinCC Dat@M.3 Clients	v7.2
1683	A9WVC072	SIFLA9WVC00702	WINCC-V7 WinCC Dat@M. 1 Clients	v7.2
1684	A9WSPA72	SIFLA9WSPA0702	WINCC ProAgent WinCC	v7.2
1685	A9WSP372	SIFLA9WSP30702	WINCC ProAgent 16 Clients	v7.2
1686	A9WSP272	SIFLA9WSP20702	WINCC ProAgent 8 Clients	v7.2

1687	A9WSP172	SIFLA9WSP10702	WINCC ProAgent 4 Clients	v7.2
1688	A9WSEC72	SIFLA9WSEC0702	WINCC Server	v7.2
1689	A9WOP172	SIFLA9WOP10702	WINCC-V7 Connectivity Pack	v7.2
1690	A9ACC172	SIFLA9ACC10702	WinCC Audit ChangeControl RC	v7.2
1691	A9ARC702	SIFLA9ARC10702	WINCC-V7 Audit RC	v7.2
1692	A9ART172	SIFLA9ART10702	WINCC-V7 Audit RT	v7.2
1693	A9WC1072	SIFLA9WC100702	WINCC Interf. S5-PMCH1	v7.2
1694	A9WC1172	SIFLA9WC110702	WINCC Interf. Applicom	v7.2
1695	A9WC1272	SIFLA9WC120702	WINCC Interf. GE/SNP	v7.2
1696	A9WC1372	SIFLA9WC130702	WINCC Interf. GE/Eth	v7.2
1697	A9WC1472	SIFLA9WC140702	WINCC Interf. AB/DH	v7.2
1698	A9WC1572	SIFLA9WC150702	WINCC Reserve #1	v7.2
1699	A9WC1672	SIFLA9WC160702	WINCC Reserve #2	v7.2
1700	A9WC1772	SIFLA9WC170702	WINCC Interf. S5TF/Eth	v7.2
1701	A9WC1872	SIFLA9WC180702	WINCC Interf. S5SR/Eth	v7.2
1702	A9WC1972	SIFLA9WC190702	WINCC Interf. 505/Eth	v7.2
1703	A9WC2072	SIFLA9WC200702	WINCC Mitsubishi FX serial	v7.2
1704	A9WC2172	SIFLA9WC210702	WINCC Mitsubishi MELSEC-A serial	v7.2
1705	A9WC2272	SIFLA9WC220702	WINCC SIMADYN D-PMC Eth	v7.2
1706	A9WC2372	SIFLA9WC230702	WINCC OMRON C-Series Host Link	v7.2

1707	A9WC2472	SIFLA9WC240702	WINCC Profibus-DP	v7.2
1708	A9WC2572	SIFLA9WC250702	WINCC Interf. 505 TCP/IP	v7.2
1709	A9WCL572	SIFLA9WCL50702	WINCC Interf. AB/DF1	v7.2
1710	A9WCL672	SIFLA9WCL60702	WINCC Interf. Pro. FMS	v7.2
1711	A9WCL772	SIFLA9WCL70702	WINCC Interf. S7-PMC	v7.2
1712	A9WCL872	SIFLA9WCL80702	WINCC Interf. Mod ser.	v7.2
1713	A9WCL972	SIFLA9WCL90702	WINCC Interf. S5-PMCL2	v7.2
1714	A1WPC172	SIFLA1WPC10702	WINCC Basic Process Ctrl	v7.2
1715	A1WPC272	SIFLA1WPC20702	WINCC Advanced Process Ctrl	v7.2
1716	A1WPC372	SIFLA1WPC30702	WINCC Storage	v7.2
1717	A1WPC472	SIFLA1WPC40702	WINCC Chipcard	v7.2
1718	A1WPC572	SIFLA1WPC50702	WINCC Video	v7.2
1719	A9WOIC72	SIFLA9WOIC0702	WINCC Internet Conn.	v7.2
1720	A9WLB172	SIFLA9WLB10702	WINCC-V7 Load Balancing	v7.2
1721	A9LB1072	SIFLA9LB100702	WINCC-V7 Load Balancing Step Up	v7.2
1722	A9IDB472	SIFLA9IDB40702	WINCC-V7 Ind.DataBridge 10000 Tg	v7.2
1723	A9IDB372	SIFLA9IDB30702	WINCC-V7 Ind.DataBridge 2048 Tg	v7.2
1724	A9IDB272	SIFLA9IDB20702	WINCC-V7 Ind.DataBridge 512 Tg	v7.2
1725	A9IDB172	SIFLA9IDB10702	WINCC-V7 Ind.DataBridge 128 Tg	v7.2
1726	A9WCP972	SIFLA9WCP90702	WinCC ES PO (unlimited)	v7.2

1727	A9WCP872	SIFLA9WCP80702	WINCC-V7 RC PO 20000 PTg 512 ATg	v7.2
1728	A9WCP772	SIFLA9WCP70702	WINCC-V7 RC PO 10000 PTg 512 ATg	v7.2
1729	A9WCP672	SIFLA9WCP60702	WINCC-V7 RC PO 8500 PTg 512 ATg	v7.2
1730	A9WCP572	SIFLA9WCP50702	WINCC-V7 RC PO 5000 PTg 512 ATg	v7.2
1731	A9WCP472	SIFLA9WCP40702	WINCC-V7 RC PO 2000 PTg 512 ATg	v7.2
1732	A9WCP372	SIFLA9WCP30702	WinCC RC PO (2000)	v7.2
1733	A9WCP272	SIFLA9WCP20702	WINCC-V7 RC PO 1000 PTg 512 ATg	v7.2
1734	A9WCP172	SIFLA9WCP10702	WINCC-V7 RC PO 250 PTg 512 ATg	v7.2
1735	A9WOP272	SIFLA9WOP20702	WinCC Option Connectivity Station	v7.2
1736	A9WOP472	SIFLA9WOP40702	WinCC Option Connectivity Station	v7.2
1737	A9WOP372	SIFLA9WOP30702	OpenPCS 7 Station / WinCC	v7.2
979		SIFCY9WTGX99995	WINCC-V7 Arch 10000 ATg	v99.9
980		SIFCY9WTGX07004	WINCC-V7 Arch 4G ATg UNLIM	v7.0
981		SIFCY9WTGX99993	WINCC-V7 Arch 30000 ATg	v99.9
982		SIFCY9WTGX99992	WINCC-V7 Arch 5000 ATg	v99.9
983		SIFCY9WTGX99991	WINCC-V7 Arch 1500 ATg	v99.9
1394		SIFLNSIEPG9999	NET Industrial Ethernet SOFTNET-S7 Basis	v99.9
1395		SIFLNSIESL9999	NET Industrial Ethernet SOFTNET-S7 Lean	v99.9

9.42.2 WinCC v7.0

The term Power Tag refers solely to process variables that have a process connection to a PLC

SIMATIC WinCC system software V7.0	
Runtime packages on DVD	
Language variants: G/E/F/I/S ; with license for:	
• 128 PowerTags (RT 128)	6AV6381-2BC07-0AX0
• 512 PowerTags (RT 512)	6AV6381-2BD07-0AX0
• 2048 PowerTags (RT 2048)	6AV6381-2BE07-0AX0
• 8192 PowerTags (RT 8192)	6AV6381-2BH07-0AX0
• 65536 PowerTags (RT 65536)	6AV6381-2BF07-0AX0
• 102400 PowerTags (RT 102400)	6AV6381-2BJ07-0AX0
• 153600 PowerTags (RT 153600)	6AV6381-2BK07-0AX0
• 262144 PowerTags (RT 262144)	6AV6381-2BL07-0AX0
incl. 512 archive variables each	
Complete packages on DVD	
Language variants: G/E/F/I/S ; with license for:	
• 128 PowerTags (RC 128)	6AV6381-2BM07-0AX0
• 512 PowerTags (RC 512)	6AV6381-2BN07-0AX0
• 2048 PowerTags (RC 2048)	6AV6381-2BP07-0AX0
• 8192 PowerTags (RC 8192)	6AV6381-2BS07-0AX0
• 65536 PowerTags (RC 65536)	6AV6381-2BQ07-0AX0
• 102400 PowerTags (RC 102400)	6AV6381-2BT07-0AX0
• 153600 PowerTags (RC 153600)	6AV6381-2BU07-0AX0
• 262144 PowerTags (RC 262144)	6AV6381-2BV07-0AX0
incl. 512 archive variables each	

SIMATIC WinCC V7.0 Archives	
with licenses for:	
• 1500 archive variables	6AV6371-1DQ17-0AX0
• 5000 archive variables	6AV6371-1DQ17-0BX0
• 10000 archive variables	6AV6371-1DQ17-0CX0
• 30000 archive variables	6AV6371-1DQ17-0EX0
• 80000 archive variables	6AV6371-1DQ17-0GX0
• 120000 archive variables	6AV6371-1DQ17-0JX0

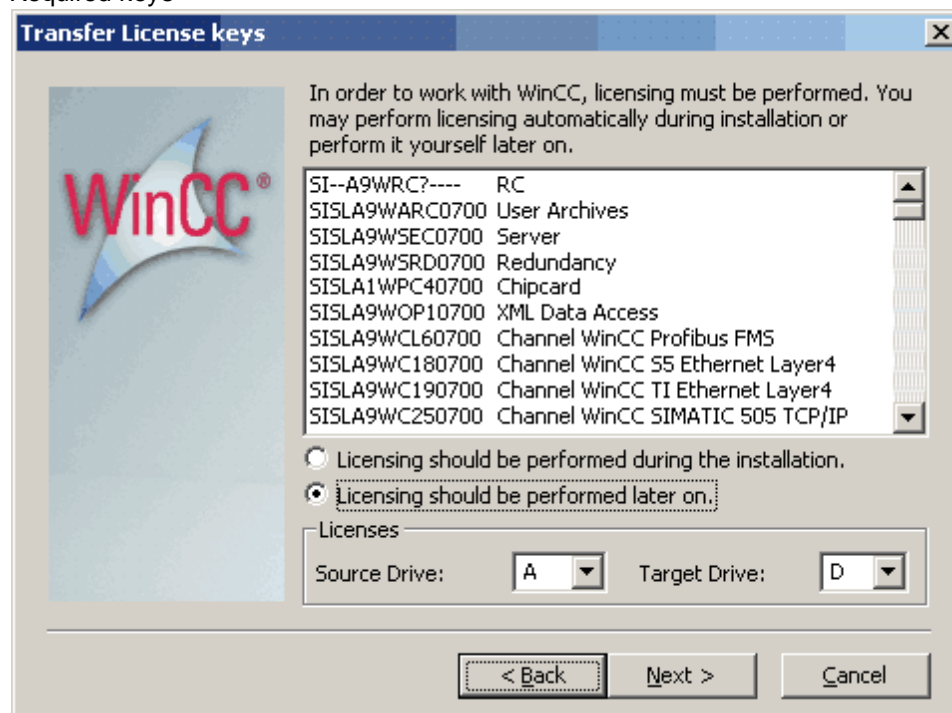
Options for flexible system configurations	
WinCC/Server	6AV6371-1CA07-0AX0
WinCC/CAS V7.0 (Central Archive Server)	
• incl. 1500 archive tags	6AV6371-1DQ17-0XX0

WinCC/WebNavigator V7.0	
• basic package (3 client licenses)	6AV6371-1DH07-0AX0
• 10 client licenses	6AV6371-1DH07-0BX0
• 25 client licenses	6AV6371-1DH07-0CX0
• 50 client licenses	6AV6371-1DH07-0DX0

WinCC/Web Load Balancing V7.0	
• Web Load Balancing (2 licenses)	6AV6371-1DH07-0JX0
• Web Load Balancing StepUp (2 licenses)	6AV6371-1DH07-0FJ0

Options to increase availability	
WinCC/Redundancy	6AV6371-1CF07-0AX0
Options for IT and Business Integration	
WinCC/DataMonitor V7.0	
• 1 client license	6AV6371-1DN07-0LX0
• 3 client licenses	6AV6371-1DN07-0AX0
• 10 client licenses	6AV6371-1DN07-0BX0
• 25 client licenses	6AV6371-1DN07-0CX0
• 50 client licenses	6AV6371-1DN07-0DX0
Options for SCADA expansions	
WinCC/User Archives V7.0	6AV6371-1CB07-0AX0
Options for individual system expansions	
WinCC/ConnectivityPack V7.0	6AV6371-1DR07-0AX0
WinCC/ConnectivityStation V7.0	6AV6371-1DR17-0AX0
WinCC/IndustrialIX V7.0	6AV6371-1EL17-0AX0

Required keys



9.42.2.1 WinCC_v7_list

The term Power Tag refers solely to process variables that have a process connection to a PLC

965	A9ACC17 0	SIFLA9ACC1070 0	WinCC Audit ChangeControl RC	v7.0
966	A9WRP97 0	SIFLA9WRP9070 0	WinCC RT PO (unlimited)	v7.0
967	A9WRP87 0	SIFLA9WRP8070 0	WinCC RT PO (20000)	v7.0
968	A9WRP77 0	SIFLA9WRP7070 0	WinCC RT PO (10000)	v7.0
969	A9WRP67 0	SIFLA9WRP6070 0	WinCC RT PO (8500)	v7.0
970	A9WRP57 0	SIFLA9WRP5070 0	WinCC RT PO (5000)	v7.0
971	A9WRP47 0	SIFLA9WRP4070 0	WinCC RT PO (3000)	v7.0
972	A9WRP37 0	SIFLA9WRP3070 0	WinCC RT PO (2000)	v7.0
973	A9WRP27 0	SIFLA9WRP2070 0	WinCC RT PO (1000)	v7.0
974	A9WRP17 0	SIFLA9WRP1070 0	WinCC RT PO (250)	v7.0
975	A9WCP97 0	SIFLA9WCP9070 0	WinCC ES PO (unlimited)	v7.0
976	A9WRP07 0	SIFLA9WRP0070 0	WinCC RT PO Client	v7.0
977	A9WARC7 0	SIFLA9WARC070 0	WINCC User Archives	v7.0
978	Y9WTG67 0	SIFCY9WTGX07 006	WINCC-V7 Arch 80000 ATg	v7.0
979	Y9WTG57 0	SIFCY9WTGX07 005	WINCC-V7 Arch 10000 ATg	v7.0
980	Y9WTG47 0	SIFCY9WTGX07 004	WINCC-V7 Arch 4G ATg UNLIM	v7.0
981	Y9WTG37 0	SIFCY9WTGX07 003	WINCC-V7 Arch 30000 ATg	v7.0
982	Y9WTG27 0	SIFCY9WTGX07 002	WINCC-V7 Arch 5000 ATg	v7.0

965	A9ACC17 0	SIFLA9ACC1070 0	WinCC Audit ChangeControl RC	v7.0
983	Y9WTG17 0	SIFCY9WTGX07 001	WINCC-V7 Arch 1500 ATg	v7.0
984	A9WSRD7 0	SIFLA9WSRD070 0	WINCC Redundancy	v7.0
985	A9WDS17 0	SIFLA9WDS1070 0	WINCC WebDiag Server	v7.0
986	A9WDC17 0	SIFLA9WDC1070 0	WINCC WebDiag Client	v7.0
987	A9WSN67 0	SIFLA9WSN6070 0	WINCC-V7 WebNavigator 150 Clients	v7.0
988	A9WSN57 0	SIFLA9WSN5070 0	WINCC-V7 WebNavigator 100 Clients	v7.0
989	A9WSN47 0	SIFLA9WSN4070 0	WINCC-V7 WebNavigator 50 Clients	v7.0
990	A9WSN37 0	SIFLA9WSN3070 0	WINCC-V7 WebNavigator 25 Clients	v7.0
991	A9WSN27 0	SIFLA9WSN2070 0	WINCC-V7 WebNavigator 10 Clients	v7.0
992	A9WSN17 0	SIFLA9WSN1070 0	WINCC-V7 WebNavigator 3 Clients	v7.0
993	A9WRT87 0	SIFLA9WRT8070 0	WINCC-V7 RT 150K PTg 512 ATg	v7.0
994	A9WRT77 0	SIFLA9WRT7070 0	WINCC-V7 RT 256K PTg 512 ATg	v7.0
995	A9WRT67 0	SIFLA9WRT6070 0	WINCC-V7 RT 100K PTg 512 ATg	v7.0
996	A9WRT57 0	SIFLA9WRT5070 0	WINCC-V7 RT 8000 PTg 512 ATg	v7.0
997	A9WRT47 0	SIFLA9WRT4070 0	WINCC-V7 RT 64K PTg 512 ATg	v7.0
998	A9WRT37 0	SIFLA9WRT3070 0	WINCC-V7 RT 1024 PTg 512 ATg	v7.0
999	A9WRT27 0	SIFLA9WRT2070 0	WINCC-V7 RT 256 PTg 512 ATg	v7.0

965	A9ACC17 0	SIFLA9ACC1070 0	WinCC Audit ChangeControl RC	v7.0
100 0	A9WRT17 0	SIFLA9WRT1070 0	WINCC-V7 RT 128 PTg 512 ATg	v7.0
100 1	A9WRC87 0	SIFLA9WRC8070 0	WINCC-V7 RC 150K PTg 512 ATg	v7.0
100 2	A9WRC77 0	SIFLA9WRC7070 0	WINCC-V7 RC 256K PTg 512 ATg	v7.0
100 3	A9WRC67 0	SIFLA9WRC6070 0	WINCC-V7 RC 100K PTg 512 ATg	v7.0
100 4	A9WRC57 0	SIFLA9WRC5070 0	WINCC-V7 RC 8000 PTg 512 ATg	v7.0
100 5	A9WRC47 0	SIFLA9WRC4070 0	WINCC-V7 RC 64K PTg 512 ATg	v7.0
100 6	A9WRC37 0	SIFLA9WRC3070 0	WINCC-V7 RC 1024 PTg 512 ATg	v7.0
100 7	A9WRC27 0	SIFLA9WRC2070 0	WINCC-V7 RC 256 PTg 512 ATg	v7.0
100 8	A9WRC17 0	SIFLA9WRC1070 0	WINCC-V7 RC 128 PTg 512 ATg	v7.0
100 9	A9WVC67 0	SIFLA9WVC6070 0	WINCC-V7 WinCC Dat@M.150 Clients	v7.0
101 0	A9WVC57 0	SIFLA9WVC5070 0	WINCC-V7 WinCC Dat@M.100 Clients	v7.0
101 1	A9WVC47 0	SIFLA9WVC4070 0	WINCC-V7 WinCC Dat@M.50 Clients	v7.0
101 2	A9WVC37 0	SIFLA9WVC3070 0	WINCC-V7 WinCC Dat@M.25 Clients	v7.0
101 3	A9WVC27 0	SIFLA9WVC2070 0	WINCC-V7 WinCC Dat@M.10 Clients	v7.0
101 4	A9WVC17 0	SIFLA9WVC1070 0	WINCC-V7 WinCC Dat@M.3 Clients	v7.0
101 5	A9WSPA7 0	SIFLA9WSPA070 0	WINCC ProAgent WinCC	v7.0
101 6	A9WSP37 0	SIFLA9WSP3070 0	WINCC ProAgent 16 Clients	v7.0

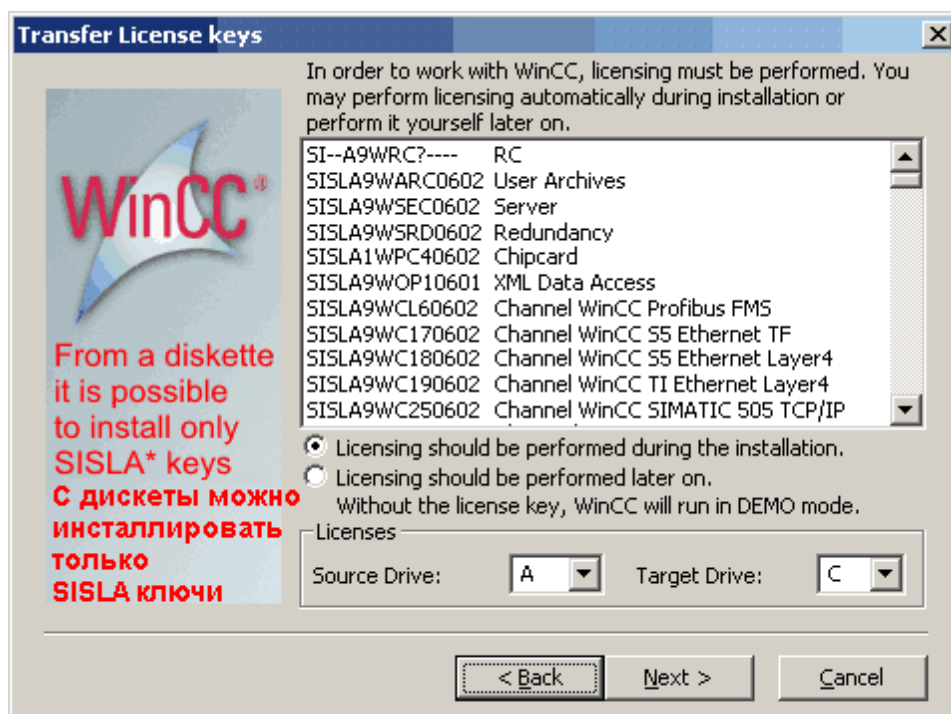
965	A9ACC17 0	SIFLA9ACC1070 0	WinCC Audit ChangeControl RC	v7.0
101 7	A9WSP27 0	SIFLA9WSP2070 0	WINCC ProAgent 8 Clients	v7.0
101 8	A9WSP17 0	SIFLA9WSP1070 0	WINCC ProAgent 4 Clients	v7.0
101 9	A9WSEC7 0	SIFLA9WSEC070 0	WINCC Server	v7.0
102 0	A9WOP17 0	SIFLA9WOP1070 0	WINCC-V7 Connectivity Pack	v7.0
102 1	A9IDB470	SIFLA9IDB40700	WINCC-V7 Ind.DataBridge 10000 Tg	v7.0
102 2	A9ARC70 0	SIFLA9ARC1070 0	WINCC-V7 Audit RC	v7.0
102 3	A9ART170	SIFLA9ART10700	WINCC-V7 Audit RT	v7.0
102 4	A9WLB70 0	SIFLA9WLB1070 0	WINCC-V7 Load Balancing	v7.0
102 5	A9WC107 0	SIFLA9WC10070 0	WINCC Interf. S5-PMCH1	v7.0
102 6	A9WC117 0	SIFLA9WC11070 0	WINCC Interf. Applicom	v7.0
102 7	A9WC127 0	SIFLA9WC12070 0	WINCC Interf. GE/SNP	v7.0
102 8	A9WC137 0	SIFLA9WC13070 0	WINCC Interf. GE/Eth	v7.0
102 9	A9WC147 0	SIFLA9WC14070 0	WINCC Interf. AB/DH	v7.0
103 0	A9WC157 0	SIFLA9WC15070 0	WINCC Reserve #1	v7.0
103 1	A9WC167 0	SIFLA9WC16070 0	WINCC Reserve #2	v7.0
103 2	A9WC177 0	SIFLA9WC17070 0	WINCC Interf. S5TF/Eth	v7.0
103 3	A9WC187 0	SIFLA9WC18070 0	WINCC Interf. S5SR/Eth	v7.0

965	A9ACC17 0	SIFLA9ACC1070 0	WinCC Audit ChangeControl RC	v7.0
103 4	A9WC197 0	SIFLA9WC19070 0	WINCC Interf. 505/Eth	v7.0
103 5	A9WC207 0	SIFLA9WC20070 0	WINCC Mitsubishi FX serial	v7.0
103 6	A9WC217 0	SIFLA9WC21070 0	WINCC Mitsubishi MELSEC-A serial	v7.0
103 7	A9WC227 0	SIFLA9WC22070 0	WINCC SIMADYN D-PMC Eth	v7.0
103 8	A9WC237 0	SIFLA9WC23070 0	WINCC OMRON C-Series Host Link	v7.0
103 9	A9WC247 0	SIFLA9WC24070 0	WINCC Profibus-DP	v7.0
104 0	A9WC257 0	SIFLA9WC25070 0	WINCC Interf. 505 TCP/IP	v7.0
104 1	A9WCL57 0	SIFLA9WCL5070 0	WINCC Interf. AB/DF1	v7.0
104 2	A9WCL67 0	SIFLA9WCL6070 0	WINCC Interf. Pro. FMS	v7.0
104 3	A9WCL77 0	SIFLA9WCL7070 0	WINCC Interf. S7-PMC	v7.0
104 4	A9WCL87 0	SIFLA9WCL8070 0	WINCC Interf. Mod ser.	v7.0
104 5	A9WCL97 0	SIFLA9WCL9070 0	WINCC Interf. S5-PMCL2	v7.0
104 6	A1WPC17 0	SIFLA1WPC1070 0	WINCC Basic Process Ctrl	v7.0
104 7	A1WPC27 0	SIFLA1WPC2070 0	WINCC Advanced Process Ctrl	v7.0
104 8	A1WPC37 0	SIFLA1WPC3070 0	WINCC Storage	v7.0
104 9	A1WPC47 0	SIFLA1WPC4070 0	WINCC Chipcard	v7.0
105 0	A1WPC57 0	SIFLA1WPC5070 0	WINCC Video	v7.0

965	A9ACC17 0	SIFLA9ACC1070 0	WinCC Audit ChangeControl RC	v7.0
105 1	A9WOIC7 0	SIFLA9WOIC070 0	WINCC Internet Conn.	v7.0
105 2	A9WLB17 0	SIFLA9WLB1070 0	WINCC-V7 Load Balancing	v7.0
105 3	A9LB1070	SIFLA9LB100700	WINCC-V7 Load Balancing Step Up	v7.0
105 4	A9IDB370	SIFLA9IDB30700	WINCC-V7 Ind.DataBridge 2048 Tg	v7.0
105 5	A9IDB270	SIFLA9IDB20700	WINCC-V7 Ind.DataBridge 512 Tg	v7.0
105 6	A9IDB170	SIFLA9IDB10700	WINCC-V7 Ind.DataBridge 128 Tg	v7.0
105 7	A9WCP87 0	SIFLA9WCP8070 0	WINCC-V7 RC PO 20000 PTg 512 ATg	v7.0
105 8	A9WCP77 0	SIFLA9WCP7070 0	WINCC-V7 RC PO 10000 PTg 512 ATg	v7.0
105 9	A9WCP67 0	SIFLA9WCP6070 0	WINCC-V7 RC PO 8500 PTg 512 ATg	v7.0
106 0	A9WCP57 0	SIFLA9WCP5070 0	WINCC-V7 RC PO 5000 PTg 512 ATg	v7.0
106 1	A9WCP47 0	SIFLA9WCP4070 0	WINCC-V7 RC PO 2000 PTg 512 ATg	v7.0
106 2	A9WCP37 0	SIFLA9WCP3070 0	WinCC RC PO (2000)	v7.0
106 3	A9WCP27 0	SIFLA9WCP2070 0	WINCC-V7 RC PO 1000 PTg 512 ATg	v7.0
106 4	A9WCP17 0	SIFLA9WCP1070 0	WINCC-V7 RC PO 250 PTg 512 ATg	v7.0
106 5	A9WOP27 0	SIFLA9WOP2070 0	WinCC Option Connectivity Station	v7.0
106 6	A9WOP47 0	SIFLA9WOP4070 0	WinCC Option Connectivity Station	v7.0
106 7	A9WOP37 0	SIFLA9WOP3070 0	OpenPCS 7 Station / WinCC	v7.0

965	A9ACC17 0	SIFLA9ACC1070 0	WinCC Audit ChangeControl RC	v7.0
106 8	Y9WTG77 0	SIFCY9WTGX07 007	WINCC-V7 Arch 120000 ATg	v7.0

9.42.3 WinCC v6.2



For some programs (in particular WinCC and WebNavigator) from a diskette it is possible to install only SISLA keys.

On what that to reason SIFLA* keys are ignored at installation - their names are rigidly hammered in Setup.

Only 1 Tags key must be installed.

SISLA

622	A9W ARC62	SIFLA9W ARC0602	WINCC User Archives	v6.2
623	A9WTG662	SIFCY9WTGX06026	WINCC-V6 Arch 120000 ATg	v6.2
624	A9WTG562	SIFCY9WTGX06025	WINCC-V6 Arch 80000 ATg	v6.2
625	A9WTG462	SIFCY9WTGX06024	WINCC-V6 Arch 4G ATg UNLIM	v6.2
626	A9WTG362	SIFCY9WTGX06023	WINCC-V6 Arch 30000 ATg	v6.2
627	A9WTG262	SIFCY9WTGX06022	WINCC-V6 Arch 5000 ATg	v6.2
628	A9WTG162	SIFCY9WTGX06021	WINCC-V6 Arch 1500 ATg	v6.2
629	A9WSRD62	SIFLA9WSRD0602	WINCC Redundancy	v6.2
630	A9WDS162	SIFLA9WDS10602	WINCC WebDiag Server	v6.2
631	A9WDC162	SIFLA9WDC10602	WINCC WebDiag Client	v6.2
632	A9WSN662	SIFLA9WSN60602	WINCC-V6.2 WebNavigator 150 Clients	v6.2
633	A9WSN562	SIFLA9WSN50602	WINCC-V6.2 WebNavigator 100 Clients	v6.2
634	A9WSN462	SIFLA9WSN40602	WINCC-V6.2 WebNavigator 50 Clients	v6.2
635	A9WSN362	SIFLA9WSN30602	WINCC-V6.2 WebNavigator 25 Clients	v6.2

636	A9WSN262	SIFLA9WSN20602	WINCC-V6.2 WebNavigator 10 Clients	v6.2
637	A9WSN162	SIFLA9WSN10602	WINCC-V6.2 WebNavigator 3 Clients	v6.2
638	A9WRT862	SIFLA9WRT80602	WINCC-V6 RT 150K PTg 512 ATg	v6.2
639	A9WRT762	SIFLA9WRT70602	WINCC-V6 RT 256K PTg 512 ATg	v6.2
640	A9WRT662	SIFLA9WRT60602	WINCC-V6 RT 100K PTg 512 ATg	v6.2
641	A9WRT562	SIFLA9WRT50602	WINCC-V6 RT 8000 PTg 512 ATg	v6.2
642	A9WRT462	SIFLA9WRT40602	WINCC-V6 RT 64K PTg 512 ATg	v6.2
643	A9WRT362	SIFLA9WRT30602	WINCC-V6 RT 1024 PTg 512 ATg	v6.2
644	A9WRT262	SIFLA9WRT20602	WINCC-V6 RT 256 PTg 512 ATg	v6.2
645	A9WRT162	SIFLA9WRT10602	WINCC-V6 RT 128 PTg 512 ATg	v6.2
646	A9WRC862	SIFLA9WRC80602	WINCC-V6 RC 150K PTg 512 ATg	v6.2
647	A9WRC762	SIFLA9WRC70602	WINCC-V6 RC 256K PTg 512 ATg	v6.2
648	A9WRC662	SIFLA9WRC60602	WINCC-V6 RC 100K PTg 512 ATg	v6.2
649	A9WRC562	SIFLA9WRC50602	WINCC-V6 RC 8000 PTg 512 ATg	v6.2
650	A9WRC462	SIFLA9WRC40602	WINCC-V6 RC 64K PTg 512 ATg	v6.2
651	A9WRC362	SIFLA9WRC30602	WINCC-V6 RC 1024 PTg 512 ATg	v6.2
652	A9WRC262	SIFLA9WRC20602	WINCC-V6 RC 256 PTg 512 ATg	v6.2
653	A9WRC162	SIFLA9WRC10602	WINCC-V6 RC 128 PTg 512 ATg	v6.2
654	A9WVC662	SIFLA9WVC60602	WINCC-V6 WinCC Dat@M.150 Clients	v6.2
655	A9WVC562	SIFLA9WVC50602	WINCC-V6 WinCC Dat@M.100 Clients	v6.2
656	A9WVC462	SIFLA9WVC40602	WINCC-V6 WinCC Dat@M.50 Clients	v6.2
657	A9WVC362	SIFLA9WVC30602	WINCC-V6 WinCC Dat@M.25 Clients	v6.2
658	A9WVC262	SIFLA9WVC20602	WINCC-V6 WinCC Dat@M.10 Clients	v6.2
659	A9WVC162	SIFLA9WVC10602	WINCC-V6 WinCC Dat@M.3 Clients	v6.2
660	A9WSPA62	SIFLA9WSPA0602	WINCC ProAgent WinCC	v6.2
661	A9WSP362	SIFLA9WSP30602	WINCC ProAgent 16 Clients	v6.2
662	A9WSP262	SIFLA9WSP20602	WINCC ProAgent 8 Clients	v6.2
663	A9WSP162	SIFLA9WSP10602	WINCC ProAgent 4 Clients	v6.2
664	A9WSEC62	SIFLA9WSEC0602	WINCC Server	v6.2
665	A9WOP162	SIFLA9WOP10602	WINCC-V6 Connectivity Pack	v6.2
695	A9WC1062	SIFLA9WC100602	WINCC Interf. S5-PMCH1	v6.2
696	A9WC1162	SIFLA9WC110602	WINCC Interf. Applicom	v6.2
697	A9WC1262	SIFLA9WC120602	WINCC Interf. GE/SNP	v6.2
698	A9WC1362	SIFLA9WC130602	WINCC Interf. GE/Eth	v6.2
699	A9WC1462	SIFLA9WC140602	WINCC Interf. AB/DH	v6.2
700	A9WC1562	SIFLA9WC150602	WINCC Reserve #1	v6.0
701	A9WC1662	SIFLA9WC160602	WINCC Reserve #2	v6.2
702	A9WC1762	SIFLA9WC170602	WINCC Interf. S5TF/Eth	v6.2
703	A9WC1862	SIFLA9WC180602	WINCC Interf. S5SR/Eth	v6.2
704	A9WC1962	SIFLA9WC190602	WINCC Interf. 505/Eth	v6.2
705	A9WC2062	SIFLA9WC200602	WINCC Mitsubishi FX serial	v6.2
706	A9WC2162	SIFLA9WC210602	WINCC Mitsubishi MELSEC-A serial	v6.2
707	A9WC2262	SIFLA9WC220602	WINCC SIMADYN D-PMC Eth	v6.2
708	A9WC2362	SIFLA9WC230602	WINCC OMRON C-Series Host Link	v6.2
709	A9WC2462	SIFLA9WC240602	WINCC Profibus-DP	v6.2
710	A9WC2562	SIFLA9WC250602	WINCC Interf. 505 TCP/IP	v6.2
711	A9WCL562	SIFLA9WCL50602	WINCC Interf. AB/DF1	v6.2
712	A9WCL662	SIFLA9WCL60602	WINCC Interf. Pro. FMS	v6.2
713	A9WCL762	SIFLA9WCL70602	WINCC Interf. S7-PMC	v6.2
714	A9WCL862	SIFLA9WCL80602	WINCC Interf. Mod ser.	v6.2
715	A9WCL962	SIFLA9WCL90602	WINCC Interf. S5-PMCL2	v6.2
716	A1WPC162	SIFLA1WPC10602	WINCC Basic Process Ctrl	v6.2
717	A1WPC262	SIFLA1WPC20602	WINCC Advanced Process Ctrl	v6.2
718	A1WPC362	SIFLA1WPC30602	WINCC Storage	v6.2
719	A1WPC462	SIFLA1WPC40602	WINCC Chipcard	v6.2
720	A1WPC562	SIFLA1WPC50602	WINCC Video	v6.2

721	A9WOIC62	SIFLA9WOIC0602	WINCC Internet Conn.	v6.2
722	A9WLB162	SIFLA9WLB10602	WINCC-V6 Load Balancing	v6.2
723	A9LB1062	SIFLA9LB100602	WINCC-V6 Load Balancing Step Up	v6.2
724	A9ARC162	SIFLA9ARC10602	WINCC-V6 Audit RC	v6.2
725	A9ART162	SIFLA9ART10602	WINCC-V6 Audit RT	v6.2
726	A9IDB462	SIFLA9IDB40602	WINCC-V6 Ind.DataBridge 10000 Tg	v6.2
727	A9IDB362	SIFLA9IDB30602	WINCC-V6 Ind.DataBridge 2048 Tg	v6.2
728	A9IDB262	SIFLA9IDB20602	WINCC-V6 Ind.DataBridge 512 Tg	v6.2
729	A9IDB162	SIFLA9IDB10602	WINCC-V6 Ind.DataBridge 128 Tg	v6.2
864	A9WCP96 2	SIFLA9WCP90602	WinCC ES PO (unlimited)	v6.2
865	A9WRP36 2	SIFLA9WRP30602	WinCC RT PO (2000)	v6.2
866	A9WRP96 2	SIFLA9WRP90602	WinCC RT PO (unlimited)	v6.2

9.42.3.1 WinCC 6.2 SP2

Enter topic text here.

SIMATIC WinCC Systemsoftware V6.2 SP2	
Runtimepakete auf CD-ROM	
Sprachvarianten: d/e/f/i/sp ; mit Lizenz für	
• 128 PowerTags (RT 128)	6AV6381-1BC06-2AX0
• 256 PowerTags (RT 256)	6AV6381-1BD06-2AX0
• 1024 PowerTags (RT 1024)	6AV6381-1BE06-2AX0
• 8192 PowerTags (RT 8192)	6AV6381-1BH06-2AX0
• 65536 PowerTags (RT 65536)	6AV6381-1BF06-2AX0
• 102400 PowerTags (RT 102400)	auf Anfrage
• 153600 PowerTags (RT 153600)	auf Anfrage
• 262144 PowerTags (RT 262144)	auf Anfrage
inkl. jeweils 512 Archivvariablen	
Komplettpakete auf CD-ROM	
Sprachvarianten: d/e/f/i/sp ; mit Lizenz für	
• 128 PowerTags (RC 128)	6AV6381-1BM06-2AX0
• 256 PowerTags (RC 256)	6AV6381-1BN06-2AX0
• 1024 PowerTags (RC 1024)	6AV6381-1BP06-2AX0
• 8192 PowerTags (RC 8192)	6AV6381-1BS06-2AX0
• 65536 PowerTags (RC 65536)	6AV6381-1BQ06-2AX0
• 102400 PowerTags (RC 102400)	auf Anfrage
• 153600 PowerTags (RC 153600)	auf Anfrage
• 262144 PowerTags (RC 262144)	auf Anfrage
inkl. jeweils 512 Archivvariablen	
SIMATIC WinCC V6.2 Archive	
mit Lizenz für:	
• 1500 Archivvariablen	6AV6371-1DQ16-2AX0
• 5000 Archivvariablen	6AV6371-1DQ16-2BX0
• 10000 Archivvariablen	6AV6371-1DQ16-2CX0
• 30000 Archivvariablen	6AV6371-1DQ16-2EX0
• 80000 Archivvariablen	6AV6371-1DQ16-2GX0
• 120000 Archivvariablen	6AV6371-1DQ16-2JX0

Optionen für skalierbare Anlagenkonfigurationen	
WinCC/Server	
• für WinCC V6.2	6AV6371-1CA06-2AX0
WinCC/CAS V6.2 SP2 (Central Archive Server)	
• incl. 1500 ArchiveTags	6AV6371-1DQ16-2XX0
Optionen zur Erhöhung der Verfügbarkeit	
WinCC/Redundancy	
• für WinCC V6.2	6AV6371-1CF06-2AX0
Optionen für SCADA-Erweiterungen	
WinCC/User Archives	
• für WinCC V6.2	6AV6371-1CB06-2AX0
Optionen für individuelle Systemerweiterungen	
WinCC/ConnectivityPack V6.2 SP2	
• für WinCC V6.2 SP2	6AV6371-1DR06-2AX0
WinCC/ConnectivityStation V6.2 SP2	
• für WinCC V6.2 SP2	6AV6371-1DR16-2AX0
WinCC/Client Access License (CAL)	
• für WinCC V6	6AV6371-1ES06-0AX0
WinCC/Client Access License pro Prozessor	
• für WinCC V6	6AV6371-1ES06-0CX0
WinCC/IndustrialIX V6.2	
• für WinCC V6.2	6AV6371-1EL16-2AX0
WinCC/ODK V6.0 SP4	
• für WinCC V6.2	6AV6371-1CC06-0EX0
WinCC/ODK Upgrade	
• auf V6.0 SP4	6AV6371-1CC06-0EX4

9.42.3.2 WinCC 6.2 Russian

WinCC V6.2 Release Notes in Russian

			€	
WinCC V6.2 RunTime (.512)	128	6AV6 381-1BC06-2AX0	2 115	
	256	6AV6 381-1BD06-2AX0	3 250	
	1024	6AV6 381-1BE06-2AX0	3 995	
	8192	6AV6 381-1BH06-2AX0	4 800	
	65536	6AV6 381-1BF06-2AX0	5 900	
WinCC V6.2 PowerPack RunTime ()	128->256	6AV6 371-1BD06-2AX0	1 135	
	128->1024	6AV6 371-1BE06-2AX0	1880	
	128->8192	6AV6 371-1BK06-2AX0	2 685	
	128->65536	6AV6 371-1BF06-2AX0	3 785	

	256->1024	6AV6 371-1BG06-2AX0	745	
	256->8192	6AV6 371-1BL06-2AX0	1550	
	256->65536	6AV6 371-1BH06-2AX0	2 650	
	1024->8192	6AV6 371-1BM06-2AX0	805	
	1024->65536	6AV6 371-1BJ06-2AX0	1905	
	8192->65536	6AV6 371-1BN06-2AX0	1 100	
WinCC V6.2 RC (RC = RunTime + .512)	128	6AV6 381-1BM06-2AX0	3 170	
	256	6AV6 381-1BN06-2AX0	5 400	
	1024	6AV6 381-1BP06-2AX0	6 950	
	8192	6AV6 381-1BS06-2AX0	8 600	
	65536	6AV6 381-1BQ06-2AX0	9 990	
WinCC V6.2 Archive (: 1500 + 5000 = 6500, 512)	1500	6AV6 371-1DQ16-2AX0	2 300	
	5000	6AV6 371-1DQ16-2BX0	7 700	
	10 000	6AV6 371-1DQ16-2CX0	12 000	
	30 000	6AV6 371-1DQ16-2EX0	19 500	
	80 000	6AV6 371-1DQ16-2GX0	49 000	
	120 000	6AV6 371-1DQ16-2JX0	58 000	
WinCC (/)			-	
Upgrade WinCC V6.x WinCC V6.2	RT	6AV6 381-1AA06-2AX3	600	
	RC	6AV6 381-1AB06-2AX3	990	
Upgrade WinCC V5.x WinCC V6.2	RT	6AV6 381-1AA06-2AX4	850	
	RC	6AV6 381-1AB06-2AX4	1490	
:				
WinCC/Server V6.2		6AV6 371-1CA06-2AX0	2 935	
WinCC / CAS V6.2 (Central Archive Server, + 1500)		6AV6 371-1DQ16-2XX0	7 115	
WinCC / Redundancy V6.2 (2)		6AV6 371-1CF06-2AX0	2 935	
WinCC / User Archives V6.2		6AV6 371-1CB06-2AX0	705	
WinCC / WebNavigator V6.2	3	6AV6 371-1DH06-2AX0	5 450	
	10	6AV6 371-1DH06-2BX0	9 350	

	25	6AV6 371-1DH06-2CX0	16 250	
	50	6AV6 371-1DH06-2DX0	28 750	
WinCC / Web Navigator Diagnostic V6.2 (WebNavigator)	Client	6AV6 371-1DH06-2EX0	2 115	
	Server	6AV6 371-1DH06-2FX0	520	
WinCC / Web Navigator Upgrade c V6.x (V6.2)		6AV6 371-1DH06-2XX3	900	
WinCC / DataMonitor V6.2 (1-30.09.2007)	1 ()	6AV6 371-1DN06-2LX8	980	
	1	6AV6 371-1DN06-2LX0	1890	
	3	6AV6 371-1DN06-2AX0	2 890	
	10	6AV6 371-1DN06-2BX0	5 290	
	25	6AV6 371-1DN06-2CX0	9 500	
	50	6AV6 371-1DN06-2DX0	17 500	
WinCC / IndustrialDataBridge V6.1 (WinCC V6.2)	128	6AV6 371-1DX06-1AX0	990	
	512	6AV6 371-1DX06-1BX0	1764	
	2 048	6AV6 371-1DX06-1CX0	2 828	
	10 000	6AV6 371-1DX06-1DX0	6 188	
SIMATIC Maintenance Station 2007 (STEP7+WinCC)	100 + RT	6ES7 840-0WD00-0YA0	990	
	PowerPack 100 RT 100	6ES7 840-0WD10-0YD0	380	
WinCC / ConnectivityPack V6.2		6AV6 371-1DR06-2AX0	990	
WinCC / ConnectivityStation V6.2 (WinCC, . . . CAS)		6AV6 371-1DR16-2AX0	2 800	
WinCC / Client Access License (CAL) (WinCC)		6AV6 371-1ES06-0AX0	390	
WinCC / IndustrialX V6.2		6AV6 371-1EL16-2AX0	1465	
WinCC/ODKV6.0SP4		6AV6 371-1CC06-0EX0	2 645	
WinCC / ProAgent V6.0 SP4 ()		6AV6 371-1DG06-0EX0	885	
WinCC / Logon V1.4				
WinCC / Audit V 6.2	RT	6AV6371-1DV06-2AX0		
	RC	6AV6371-1DV16-2AX0		
WinCC /ChangeControl V6.2	ChangeControl RC	6AV6371-1DV26-2AX0		

WinCC/Server

• Ethernet TCP/IP. 32
• WinCC / Redundancy (2, RT64K) Server. 12
• RT128, (RT64K) Server. 12
• WinCC / Redundancy (2, RT64K) Server. 12

WinCC/Server V6.2	6AV6 371-1CA06-2AX0	2 935
-------------------	---------------------	-------

WinCC/Redundancy

WinCC, 2- WinCC SCADA- 2- WinCC

WinCC

/

,

WinCC

.

.

WinCC

(

,

,

)

.

WinCC / Redundancy V6.2 (,	2	6AV6 371-1CF06-2AX0	2 935
---------------------------	---	---	---------------------	-------

WinCC /Central Archive Server (CAS) V6.2

For the central process data archiving and analysis, the archive data of all servers present in the system can be swapped out to a computer with the new option CAS. For the display and analysis, the data access is transparent and - among other things - continues to be possible via the standard WinCC clients. In doing so, it is unimportant for the clients whether the data is still located on the WinCC server or is already on the CAS.

Process value as well as alarm archives are created on the individual WinCC servers and - at the conclusion of individual database segments - transferred to the CAS. Thanks to "Store&Forward", the data is safely transferred even in the case of network interruptions between the WinCC server and the CAS (as soon as the network is operational again).

WinCC /CAS V6.2 includes all licenses for the central archive server including 1500 archive tags. The number of archive tags can be increased up to 120000 via PowerPacks.

WinCC /CAS V6.2 is trilingual (German, English and French).









WinCC/Central Archive Server (CAS) V6.2

WinCC- , CAS. WinCC, CAS. WinCC/CAS 1500 (512). (120 000) PowerPack.

WinCC / CAS V6.2 (Central Archive Server, 1500)		+6AV6 371-1DQ16-2XX0	7 115
WinCC V6.2 Archive (: 1500 + 5000 = 6500, 512)	1500	6AV6 371-1DQ16-2AX0	2 300
5000	6AV6 371-1DQ16-2BX0	7 700	
10 000	6AV6 371-1DQ16-2CX0	12 000	
30 000	6AV6 371-1DQ16-2EX0	19 500	
80 000	6AV6 371-1DQ16-2GX0	49 000	
120 000	6AV6 371-1DQ16-2JX0	58 000	

9.42.3.2.4 WinCC Archive

WinCC V6.2 Archive (: 1500 + 5000 = 6500, 512)	SIFCY9WTGX06001	1500	6AV6 371-1DQ16-2AX0	2 300
SIFCY9WTGX06002	5000	6AV6 371-1DQ16-2BX0	7 700	
SIFCY9WTGX06003	10 000	6AV6 371-1DQ16-2CX0	12 000	
SIFCY9WTGX06004	30 000	6AV6 371-1DQ16-2EX0	19 500	
SIFCY9WTGX06005	80 000	6AV6 371-1DQ16-2GX0	49 000	
SIFCY9WTGX06007	120 000	6AV6 371-1DQ16-2JX0	58 000	

Status	License key	Family	Product	Version	N..	O.	Standard...	License type
	SIFCY9WTGX06003	SIMATIC HMI	WinCC Option Arch...	6.2	1	-	Floating	Count relevant
	SIFLA9LB100602	SIMATIC HMI	WinCC Load Balanc...	6.2	1	-	Floating	Unlimited
	SIFLA9WLB10602	SIMATIC HMI	WinCC Load Balanc...	6.2	1	-	Floating	Unlimited
	SIFLA9WRC40602	SIMATIC HMI	WinCC RC (65536)...	6.2	1	-	Floating	Unlimited
	SIFLA9WVC50602	SIMATIC HMI	WinCC Dat@ Monit...	6.2	1	-	Floating	Unlimited
	SISLA9WSEC0602	SIMATIC HMI	WinCC Server	6.2	1	-	Single	Unlimited
	SISLA9WSN30602	SIMATIC HMI	WinCC WebNaviga...	6.2	1	-	Single	Unlimited
	SISLA9WSRD0602	SIMATIC HMI	WinCC Redundancy	6.2	1	-	Single	Unlimited

623	A9WTG662	SIFLA9WTG70602	WINCC-V6 Arch 120000 ATg	v6.2
624	A9WTG562	SIFLA9WTG50602	WINCC-V6 Arch 80000 ATg	v6.2
625	A9WTG462	SIFLA9WTG40602	WINCC-V6 Arch 4G ATg UNLIM	v6.2
626	A9WTG362	SIFLA9WTG30602	WINCC-V6 Arch 30000 ATg	v6.2
627	A9WTG262	SIFLA9WTG20602	WINCC-V6 Arch 5000 ATg	v6.2
628	A9WTG162	SIFLA9WTG10602	WINCC-V6 Arch 1500 ATg	v6.2
629	A9WSRD62	SIFLA9WSRD0602	WINCC Redundancy	v6.2

New for Archive Licenses

For archive licenses, the new license type "Count-Relevant" is being introduced starting with WinCC V6.2. It enables a much finer stacking of the licenses.

If, for example, a WinCC project uses a license for 1500 archive tags as well as a license for 5000 archive tags, then a total of 6500 archive tags are available on this computer.

On the other hand, the 512 free archive tags included in the delivery scope of the basic packages are not added up.

For using more 512 Archive Tags is required SIFCY9WTGX0600*

WinCC Archive v6.2

Select>	Short name	Long name	License name	Version
622	A9WARC62	SIFLA9WARC0602	WINCC User Archives	v6.2
623	Y9WTG662	SIFCY9WTGX06026	WINCC-V6 Arch 80000 ATg	v6.2
624	Y9WTG562	SIFCY9WTGX06025	WINCC-V6 Arch 10000 ATg	v6.2
625	Y9WTG462	SIFCY9WTGX06024	WINCC-V6 Arch 4G ATg UNLIM	v6.2
626	Y9WTG362	SIFCY9WTGX06023	WINCC-V6 Arch 30000 ATg	v6.2
627	Y9WTG262	SIFCY9WTGX06022	WINCC-V6 Arch 5000 ATg	v6.2

WinCC V6.2

Архивы

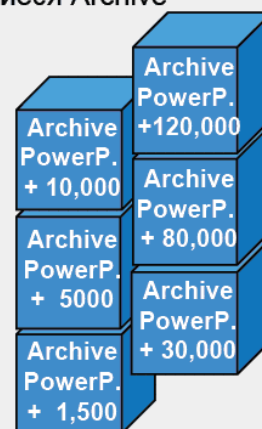
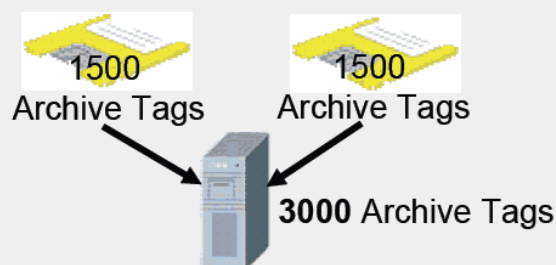
Суммирующая архивная лицензия: покупается только то кол-во архивных тегов, которое реально необходимо.

- Архивные лицензии (кроме 512 тегов) складываются.

- Шаги лицензий

- 1500 archive tags
- 5000 archive tags
- **10000 archive tags → новая**
- 30000 archive tags
- 80000 archive tags
- **120000 archive tags → новая**

- Суммирующиеся Archive PowerPacks



9.42.3.2.5 WinCC/UserArchives

WinCC/UserArchives

WinCC (, SIMATIC S7)

WinCC/User Archives
WinCC.

WinCC,

(,)
ActiveX

WinCC.
Runtime

9.42.3.2.6 WinCC/Web Navigator

WinCC/Web Navigator

Internet, Intranet
 WinCC WinCC/Web Navigator
 :
 - Web WinCC, WinCC WinCC
 - Web , Internet
 ActiveX WinCC
 Web
 Web
 Web
 (12) WinCC
 WinCC/Redundancy Web
 WEB
 WinCC.
 WinCC 6.2.
 SIMATIC Logon
 VB

WinCC / WebNavigator V6.2	Basic Package (3 client licenses)	3	6AV6 371-1DH06-2AX0	5 450
	10 Client Licenses	10	6AV6 371-1DH06-2BX0	9 350
	25 Client Licenses	25	6AV6 371-1DH06-2CX0	16 250
	50 Client Licenses	50	6AV6 371-1DH06-2DX0	28 750
WinCC / Web Navigator Diagnostic V6.2 (WebNavigator)	Diagnostics Client	Client	6AV6 371-1DH06-2EX0	2 115
	Diagnostics Server	Server	6AV6 371-1DH06-2FX0	520
Web Load Balancing	Web Load Balancing Step-Up (incl. 2 licenses)		6A V6371-1DH06-2JX0	
	Web Load Balancing Step-Up (incl. 2 licenses)		6A V6371-1DH06-2FJ0	

9.42.3.2.7 WinCC/Dat@Monitor

WinCC/Dat@Monitor

Internet Explorer Excel.
WinCC/Dat@Monitor Internet-
 :
 - Process Screens – WinCC Internet Explorer (WebNavigator)

).

- Trends&Alarms – WinCC, Internet Explorer.

- Excel Workbooks – MS Excel. WEB.

- Reports – Excel

- PDF.

- WebCenter – Internet, WinCC.

WinCC / DataMonitor V6.2 (30.09.2007) 1-	1 (.)	6AV6 371-1DN06-2LX8	980
1 Client License (1)	6AV6 371-1DN06-2LX0	1890	
3 Client Licenses (3)	6AV6 371-1DN06-2AX0	2 890	
10 Client Licenses (10)	6AV6 371-1DN06-2BX0	5 290	
25 Client Licenses (25)	6AV6 371-1DN06-2CX0	9 500	
50 Client Licenses (50)	6AV6 371-1DN06-2DX0	17 500	

1. SIMATIC WinCC/DataMonitor V6.2 - What's new?

With Version 6.2, new functions, new names as well as a new license are introduced.

The SIMATIC WinCC/DataMonitor (formerly Dat@Monitor) is a component of SIMATIC WinCC/Plant Intelligence. With the WinCC/DataMonitor, data from the process level can be provided to the office world. The newly set up WinCC/DataMonitor V6.2 offers a collection of powerful functions for the analysis and depiction of data from the production. With it, you gain direct access to the production data via the Intranet or Internet.

With the tools of the WinCC/DataMonitor, the user can:

- Efficiently monitor and analyze production lines
- Support decisions with reports
- View the production status at any time and from anywhere

To the proven functions, the two components WebCenter and Reports have been newly added. In addition, the Trends & Alarms were expanded and adapted to the new WebCenter. The WinCC/DataMonitor consists of the functions:

- [Published Reports \(new\)](#)
- [Excel Workbooks \(formerly Dat@Workbook\)](#)
- [Process Screens \(formerly Dat@Symphony\)](#)

- [WebCenter \(new\)](#)
- [Trends & Alarms \(formerly Dat@View\)](#)

Furthermore, a [single license](#) is available starting with Version 6.2.

1.1 Published Reports

"Published Reports" is a function newly added in Version 6.2.

With the WinCC/DataMonitor function "Published Reports", print jobs from WinCC and prepared Excel workbooks can be used for the output of analysis results and process data. The data - that up to now was available in a print job from WinCC or in an Excel workbook - can be retrieved via the Internet in "Published Reports". The report is **executed event-controlled or time-controlled**. The generated reports are stored centrally on the DataMonitor server in either a "public" area, which is accessible by all users, or in a "private" area, which is only accessible by the respective user.

"Published Reports" distinguish themselves through the following key features:

- Parameter setting and execution of report templates in the Internet Explorer via an installation-free client
- Automatic filling out of prepared DataMonitor Excel workbooks or WinCC reports
- Time-controlled generation of reports: hourly, daily, weekly, monthly
- Event-controlled generation of reports
- Generation of PDF files from WinCC report templates
- Downloading of reports from the DataMonitor server
- Automatic distribution of reports by e-mail
- Storing of reports either as public reports or as private reports

1.2 Excel Workbooks

"Excel Workbooks" replace the former "Dat@Workbook".

With "Excel Workbooks" of the WinCC/DataMonitor, it is possible to display alarms and values of a WinCC project's process or archive tags in an Excel table. Besides the current values, additional information - such as timestamp or quality code of the tag - can be displayed as well. In Excel, the user can further process the data or graphically format it.

With the Excel Workbook Wizard, Excel-based reports can be published for WinCC data and thus made available to the Intranet/Internet.

Excel Workbooks offers:

- Direct access to the WinCC data from Microsoft Excel
- VBA interface for integrating Excel workbooks into own applications
- Automatic login for the automatic generation of Excel reports (see "Published Reports")
- Opening of "Published Reports" in the browser or in Excel

1.3 Process Screens

"Process Screens" replace the former "Dat@Symphony".

The WinCC/DataMonitor function "Process Screens" serves purely for the monitoring of and navigation across WinCC process screens with the MS Internet Explorer, and is thus a so-called "view-only client". It can navigate through the process screens - and the controls contained therein - that have been published for the Internet. The cursor - in the form of a so-called "view-only cursor" - indicates that no process-relevant operations are possible.

Analogous to the WinCC/Web Navigator, new functionality is supported with the "Process Screens":

- Screens utilizing own header files in C scripts can be displayed without adaptations by the DataMonitor
- User-defined standard functions can be displayed in the Web View Publisher and are thus enabled for use at the Web client
- WinCC screens, in which indirect addressing is used, can now be posted to the Web without modification
- Functions and display possibilities of the Basic Process Control are now also supported at the DataMonitor

Further information can be found in the delivery release pertaining to the option SIMATIC WinCC/ Web Navigator V6.2. (entry ID: [24369567](#)).

1.4 WebCenter

"WebCenter" is a function newly added in Version 6.2.

With the "WebCenter" of the WinCC/DataMonitor, Internet pages for the depiction of WinCC data can be easily created online and without an "installation download". The "WebCenter" provides the possibility of combining different views, e.g. for the management or the maintenance technicians. The "WebCenter" is the central information portal for the access to WinCC data via the Intranet or Internet, and serves as the center for the creation and management of "WebCenter" pages. In a "WebCenter" page, the user can arrange and save the "WebParts" (the DataMonitor objects to be

displayed) to create screen views. Thus, the parallel display of process data and data from the alarm archives is possible for any absolute or relative time period.

Different display types are provided by separate "WebParts":

- Depiction of process values in tabular form
- Calculation and output of process values over consistent time slices
- Display of statistics functions for process values
- Output of trend display for process values
- Bar charts for process values (aggregates)
- Pie charts for process values (aggregates)
- Depiction of the hit list of the alarms
- Depiction of alarms in tabular form
- Arranging of links between "WebCenter" pages
- Providing of links to external Internet pages
- Display of information that is to be output at specific times
- Integration and display of bitmaps
- Offer for selection the last created reports

1.5 Trends & Alarms

"Trends & Alarms" replace the former "Dat@View".

"Trends & Alarms" are used for the display and analysis of process values and alarms archived in WinCC. Via predefined pages, the user selects the WinCC data to be displayed as well as the desired absolute or relative time period. Featuring the same look and feel as the WebCenter, "Trends & Alarms" offer the following functions:

- Multiple X and Y axes (up to three axes)
- Configurable absolute or relative time period
- Access to the WinCC/Central Archive Server (WinCC CAS)
- Savable configuration with WebCenter functionality
- Limitation of the decimal places

- Adjustable colors for the trend display

1.6 Single License for the WinCC/DataMonitor

With the new single license, existing systems with only a single analysis station can be supplemented - for example - with the WebCenter functionality for the production management. Thus, a bridge from the production level to the management level is built with minimal effort. A license is occupied at the server as long as a DataMonitor client - independent of the functionality used - is connected with the DataMonitor server.

2. Upgrades to and Compatibility with older WinCC/DataMonitor Versions

To upgrade the WinCC/DataMonitor V6.x to the WinCC/DataMonitor V6.2, an upgrade package is offered, which is independent of the respective client count.

2.1 DataMonitor Server

Older DataMonitor versions can be upgraded to V6.2. In doing so, the old DataMonitor is first deinstalled and then the DataMonitor V6.2 installed.

2.2 DataMonitor Client

The DataMonitor server checks the version compatibility between server and client and, if required, automatically installs the corresponding client component. This means:

- An 'old' DataMonitor client Vx.y encounters a current DataMonitor server V6.2
-> Current DataMonitor client V6.2 automatically installs itself
- A current DataMonitor client V6.2 encounters an 'old' DataMonitor server Vx.y
-> Communication will continue to function, but with the function scope of Vx.y

9.42.3.2.8 IndustrialDataBridge

IndustrialDataBridge

- OPC Data Access (, WinCC, WinAC SIMATIC NET, OPC)
- SQL / OLE-DB / ODBC (MS Access, MS SQL 2000, Oracle, WinCC UserArchive)
- SEND/RECEIVE
- WinCC OLE-DB Provider ()
- MS Excel, CSV ().

WinCC, . . . NT- . IndustrialDataBridge

WinCC / IndustrialDataBridge V6.1

WinCC V6.2

WinCC / IndustrialDataBridge V6.1 (WinCC V6.2)	128	6AV6 371-1DX06-1AX0	990
512	6AV6 371-1DX06-	1764	

	1BX0		
2 048	6AV6 371-1DX06-1CX0	2 828	
10 000	6AV6 371-1DX06-1DX0	6 188	

9.42.3.2.9 WinCC/Connectivity Pack

WinCC /Connectivity Station V6.2

For an easy access by external computers to archive data as well as current process values and alarms, the Connectivity Station was designed. The Connectivity Station is an expansion of the already available Connectivity Pack.

In contrast to the Connectivity Pack, the installation of a WinCC runtime is not necessary on a Connectivity Station. The Connectivity Station offers OPC interfaces as well as an OLE DB Provider, via which WinCC server data can be accessed. The transparent access automatically compiles the requested process data from the archive databases. For the client software it is thus unimportant whether the data is read from a specific server, its redundant partner or even the CAS. Supported interfaces include OPC DA, OPC A&E, OPC HDA and OLE DB for process values.

The Connectivity Station is configured on an NCM PC or in the SIMATIC Manager..

WinCC/Connectivity Pack WinCC V6

OPC HDA

(Historical Data Access), OPC A&E (Alarm&Events), WinCC OLE-DB, WinCC.

ConnectivityPack :

OPC HDA, A&E, XML-DA WinCC OLE-DB Provider.

WinCC ConnectivityPack

WinCC ConnectivityPack, - WinCC/Client Access License (

WinCC, WebNavigator, ConnectivityPack Server).

WinCC/Connectivity Station ConnectivityPack

WinCC , WinCC.

CAS.

ConnectivityStation

NCM PC

SIMATIC Manager.

WinCC / ConnectivityPack V6.2	6AV6 371-1DR06-2AX0	990	
WinCC / ConnectivityStation V6.2 (WinCC, . . CAS)	6AV6 371-1DR16-2AX0	2 800	

9.42.3.2.10 WinCC/Maintenance Station 2007

SIMATIC Maintenance Station Furthermore, a SIMATIC WinCC station, in addition to its function as process visualization and operator station, can now also be configured as a SIMATIC Maintenance Station or the efficient plant maintenance.

For further information, please refer to the separate sales/delivery release (entry ID [24363298](http://plcforum.uz.ua/viewtopic.php?f=30&t=218)).

The SIMATIC Maintenance Station 2007 is a software option for system integrated

diagnostics and plant-related asset management on the basis of STEP 7 and WinCC.

Automatic generation of a maintenance view in WinCC from the STEP 7 hardware Configuration of plant-wide visualization of all automation components, from management to field level, in ready linked hierarchically arranged WinCC screens

- ☐ Illustration of central and distributed SIMATIC S7 components, PROFIBUS and PROFINET networks and associated bus nodes
- ☐ Ethernet network components and industry PCs can be included via the SIMATIC Net SNMP OPC server

Display of the conditions of devices with group status generation in overview and detailed screens.
Support of the device conditions “Maintenance requirement“ and “Maintenance request“ for condition-based maintenance

Provision of uniform faceplates for the display of detailed information for all depicted components

Display of the device identification data (electronic type label)

Forwarding of maintenance requests directly from WinCC

Integrated display of the request status

Benefits:

Reduction of downtimes:

Problems in the plant are identified more quickly thanks to the uniform and clear representation of all important maintenance-relevant information

Avoiding plant standstills:

Support of condition-based maintenance

Reduction of maintenance costs:

Optimization of the information flow between production and maintenance by forwarding of maintenance requests and display of the request status
Transparency and traceability:

All events are message based and can therefore be archived and traced

An extensive database is created that can be analyzed by WinCC means or with external tools

Scaleability:

Support of WinCC single-user stations and client server configurations.

The SIMATIC Maintenance Station can be added to an existing WinCC project

Consistency:

Maintenance view is generated from the control project and is consistent with it

Flexibility in the choice of devices

Use of PROFIBUS and PROFINET standards for device integration

Additional proxy concept enables representation of devices that are not included in the STEP 7 Hardware Configuration, or that do not support the standard diagnosis of PROFIBUS / PROFINET

Application

Option package for STEP7 V5.4 and WinCC V6.2 for diagnosis and maintenance of machines and plant

Generation of a WinCC maintenance view for a STEP 7 project / multiproject

Composition and licensing

The SIMATIC Maintenance Station is available in the form of a basic package containing all tools required for the configuration of a Maintenance Station, as well as a runtime license for the representation of 100 devices. Power Packs for 100, 500 or 1000 devices are available for the operation of larger quantity frameworks. They are simply added and can be combined with one another at random.

The precondition for the configuration of a SIMATIC Maintenance Station is a STEP 7 license (V5.4 and higher), a WinCC RC license (V6.2) and, if required, SIMATIC Net licenses in line with the plant configuration.

The precondition for the operation of a SIMATIC Maintenance Station are WinCC licenses (V6.2) in line with the plant configuration.

Countable devices are:

Automation systems

Distributed devices (PROFIBUS / PROFINET)

PCs

Network components

Proxy blocks (Asset Proxies)

The SIMATIC Maintenance Station supports German / English / French / Italian / Spanish.

The messages displayed in the Maintenance Station can be translated in STEP 7 by the user into more languages.

WinCC/Maintenance Station 2007 –
STEP7 WinCC.

Ethernet

STEP7.
Simatic NET SNMP OPC

739	MAINES70	SIFLMAINES0700	Maintenance ES V7.0	v7.0
-----	----------	----------------	---------------------	------

740	YMAINR70	SIFLYMAINR0700	Maintenance RT V7.0 (unlimited)	v7.0
741	YMAINR71	SIFCYMAINR07001	Maintenance RT V7.0 (10)	v7.0
742	YMAINR72	SIFCYMAINR07004	Maintenance RT V7.0 (100)	v7.0
743	YMAINR73	SIFCYMAINR07007	Maintenance RT V7.0 (1000)	v7.0

You can install unlimited key SIFLYMAINR0700, or count's key SIFCYMAINR0700*

SIMATIC Maintenance Station 2007 (STEP7+WinCC)	+ RT 100		6ES7 840-0WD00-0YA0	990
	PowerPack 100	RT 100	6ES7 840-0WD10-0YD0	380

SIMATIC Maintenance Station Edition 2007 Engineering SW (Floating License) RT license for 100 devices (Single License, count relevant)	6ES7840-0WD00-0YA0	
SIMATIC Maintenance Station Powerpack 100 RT license for 100 additional devices (Single License, count relevant)	6ES7840-0WD10-0YD0	
SIMATIC Maintenance Station Powerpack 500 RT license for 500 additional devices (Single License, count relevant)	6ES7840-0WD20-0YD0	
SIMATIC Maintenance Station Powerpack 1000 RT license for 1000 additional devices (Single License, count relevant)	6ES7840-0WD30-0YD0	

9.42.3.2.11 WinCC/ODK

WinCC/ODK –

WinCC.

WinCC.

WinCC/ODKV6.0SP4	6AV6 371-1CC06-0EX0	2 645
------------------	---------------------	-------

9.42.3.2.12 WinCC/Audit

WinCC/Audit

UserArchive.

WinCC / Audit V 6.2	Audit RT	6AV6371-1DV06-2AX0	
	Audit RC	6AV6371-1DV16-2AX0	
	ChangeControl RC	6AV6371-1DV26-2AX0	
	Upgrade	6AV6371-1DV06-2AX3	

The following licenses are offered: **SIMATIC WinCC /ChangeControl RC V6.2** and **SIMATIC WinCC /Audit RC V6.2** and **SIMATIC WinCC/ Audit RT V6.2**.

For the configuration of which audit trail contents are to be recorded and the project versioning, an RC license is generally required, i.e. WinCC /Audit RC or SIMATIC WinCC /ChangeControl RC.

For all WinCC stations (clients and servers) on which an audit trail is recoded, an RT license - WinCC /Audit RT - is required.

For all external applications on which audit entries for the audit trail are generated, an RT license is required.

Quantity Schedule

There are no quantity limitations with regard to

- the number of audits
- the number of audited servers
- the number of simultaneously accessing viewers

SIMATIC WinCC /Audit V6.2 - Field of Application

SIMATIC WinCC /Audit **includes all the functions of SIMATIC WinCC /ChangeControl** and additionally supports the user in the **recording and reporting of operator action while in the runtime mode:**

More and more often it becomes necessary - be it because it is required by law or because of own wishes - for runtime operator actions occurring throughout the entire plant to be recorded in a separate audit trail, in order to maintain a clear proof of who performed what operator action when

in the plant.

The use of WinCC /Audit is recommended especially for plant builders who want to validate their plant according to the 21 CFR Part 11 guidelines of the FDA (American Food and Drug Administration) or assure the traceability according to the EU law No. 178/2002. The comprehensive electronic recording of plant changes in the audit trail greatly reduces the work needed for the creation of the plant paper documentation and prevents manual error sources.

9.42.3.2.13 WinCC /ChangeControl

New: SIMATIC /ChangeControl V6.2 - Field of Application

New: SIMATIC WinCC /ChangeControl is a new product and forms a functional subset of SIMATIC WinCC /Audit with a correspondingly lower pricing. SIMATIC WinCC /ChangeControl supports the user in the **recording and reporting of changes while in the engineering mode**:

Many times, plants are still being modified even after the commissioning - and that independently by different persons. If errors occur, downtimes are the result, and an extensive analysis may be required, since information pertaining to the changes is often not available. SIMATIC / ChangeControl supports the user by automatically recording - without interruption - all changes starting from a certain project revision level, which considerably facilitates the error analysis and helps minimize downtimes.

But it also supports the plant builder, e.g. the OEM, in monitoring the plant for changes at the plant operator; thus any change to the engineering of the system can be reproduced without interruption. If irregular operating states occur at the plant operator, the plant builder can very quickly and efficiently assist the plant operator on the basis of the change information contained in the audit trail, thus minimizing service costs and downtimes.

New: Project versioning - within SIMATIC WinCC /ChangeControl, the project versioning enables the archiving as well as restoring of project revision levels of WinCC (including a version number and a comment). In addition, it is recorded in an audit trail which version was created by whom and when.

The following licenses are offered: SIMATIC WinCC /ChangeControl **RC** V6.2 and SIMATIC WinCC /Audit **RC** V6.2 and SIMATIC WinCC/ Audit **RT** V6.2.

WinCC / Audit V 6.2	Audit RT	6AV6371-1DV06-2AX0	
	Audit RC	6AV6371-1DV16-2AX0	
	ChangeControl RC	6AV6371-1DV26-2AX0	

	Upgrade	6AV6371-1DV06-2AX3	
--	---------	--------------------	--

9.42.3.2.14 WinCC/IndustrialX

WinCC/IndustrialX

ActiveX

WinCC / IndustrialX V6.2

6AV6 371-1EL16-2AX0

1465

9.42.3.2.15 WinCC/ProAgent

WinCC/ProAgent

SIMATIC S7/WinAC

SIMATIC

HMI.

SIMATIC.

STEP7, S7-Pdiag, S7-Graph

WinCC WinCC flexible.

ProAgent

WinCC / ProAgent V6.0 SP4 (

6AV6 371-1DG06-0EX0

885

9.42.4 WinCC v6.0 SP4

Serial number

1234-12345-12345

9.42.5 WinCC v6.0 SP3

Enter topic text here.

9.42.6 WinCC v6.0 SP2

Enter topic text here.

9.42.7 WinCC v5.0

Enter topic text here.

9.42.8 WinCC/DowntimeMonitor V1.0<http://support.automation.siemens.com/WW/view/en/26664769>**SIMATIC WinCC/DowntimeMonitor V1.0?**

With the version 1.0, this option is being introduced for WinCC V6.2.

The SIMATIC WinCC/DowntimeMonitor is a component of the SIMATIC WinCC/Plant Intelligence. With the WinCC/DowntimeMonitor, **Key Performance Indicators (KPIs)** of individual machine units, subsystems as well as production lines (equipment) can be determined. With the DowntimeMonitor, the user can efficiently monitor and analyze production lines. The

DowntimeMonitor can be installed on either a WinCC single-station system, WinCC server or WinCC client with project. It consists of the DowntimeMonitor server and a database, an engineering client and a runtime user interface. This WinCC option supports the user in the execution of the following tasks:

- Tracing of downtime events, assignment of causes and reasons, assessment and monitoring of the equipment efficiency.
- Decision making on the basis of performance indicators through identification of the events that cause cost-intensive equipment failures.
- Identification of speed and quality losses.

1.1.DowntimeMonitor Server

The licensing takes place via the number of the equipment units used. The basic package contains 5 licensed equipment units. Additional licenses are available in steps of up to 25, up to 50, up to 100 and up to 200 equipment units. The DowntimeMonitor server installation is comprised of the server with database, the engineering client and the runtime user interface.

1.2 Engineering Client

On the engineering client it is possible to edit a DowntimeMonitor project, which exemplary depicts the behavior of a specific equipment unit for a defined time period. For this, the following configuration options exist:

- [Time model](#)
- [Reason tree](#)
- [Equipment unit](#)
- [Algorithms \(predefined and specific\)](#)
- [Cyclic calculations](#)
- [Shift calender](#)

9.42.9 WinCC/ProcessMonitor V1.0

<http://support.automation.siemens.com/WW/view/en/26679792>

SIMATIC WinCC/ProcessMonitor V1.0?

With the version 1.0, this option is being introduced for WinCC V6.2.

The SIMATIC WinCC/ProcessMonitor is a component of the SIMATIC WinCC/Plant Intelligence. The WinCC/ProcessMonitor is used for collecting, manipulating, analyzing and storing

process values. The process values are read directly from WinCC and connected to the corresponding analysis function. The ProcessMonitor can be installed on either a WinCC single-station system, WinCC server or WinCC client with project. It consists of the ProcessMonitor server and a database, an engineering client and a runtime user interface. This WinCC option supports the user in the execution of the following tasks:

- Storing and presentation of process data, which has been prepared via predefined or user-defined statistical calculation operations.
- Depiction of raw process data from WinCC archives.
- Statistical ad hoc analyses for stored process data (from the ProcessMonitor and the WinCC Tag Logging archives).
- Statistical ad hoc analyses for alarms.
- Data retrieval from the WinCC Tag Management, WinCC Tag Logging and WinCC Alarm Logging.

1.1 ProcessMonitor Server

The [licensing](#) takes place via the number of used **Key Performance Indicators (KPIs)**. The basic package contains 50 KPIs. Additional licenses are available in steps of up to 250 and up to 1500 KPIs. The ProcessMonitor server installation is comprised of the server with database, the engineering client and the runtime user interface.

1.2 Engineering Client

On the engineering client it is possible to edit a project. The most important objects used for the acquisition of data and for the execution of calculations are the tags. In contrast to WinCC standard tags, these are functionally expanded tags. After the configuration, each tag possesses a specific functionality and thus is a KPI. Four different types of tags exist:

- [Archiving data](#)
- [Predefined calculations](#)
- [User-defined calculations](#)
- [Context-dependent data](#)

9.43 WinCC Flexible

9.43.1 WinCC_Flexible 2008

WinCC_Flexible 2008

Select>	Short name	Long name	License name	Version
1071	A9XEP113	SIFLA9XEP10103	WinCC flexible 2008 Advanced	v1.3
1077	A9XRP413	SIFLA9XRP40103	WinCC flexible 2008 Runtime (4096)	v1.3
1081	A9XCC113	SIFLA9XCC10103	WinCC flexible/ChangeControl 2008	v1.3
1396	WCOPRT99	SIFLWCOPRT999 9	WinCC OPC Server for RT Advanced	v99.9
1397	WCOPSP99	SIFLWCOPSP999 9	WinCC OPC Server for Panels	v99.9
1398	WCSAPA99	SIFLWCSAPA999 9	WinCC Sm@rtAccess for Panels	v99.9
1399	WCSART99	SIFLWCSART9999	WinCC OPC Server for RT Advanced	v99.9
1400	WCSSPA99	SIFLWCSSPA9999	WinCC Sm@rtService for Panels	v99.9
1401	WCSSRT99	SIFLWCSSRT9999	WinCC Sm@rtService for RT Advanced	v99.9
1402	WCSSSP99	SIFLWCSSSP9999	WinCC Sm@rtServer for SIMATIC Panel	v99.9
1226	A9XAU313	SIFLA9XAU30103	WinCC flexible 2008 SP2 /Audit for PC	v1.3
1227	A9XAU213	SIFLA9XAU20103	WinCC flexible 2008 SP2/Audit for Panels	v1.3
1228	A9XSS313	SIFLA9XSS30103	WinCC flexible 2008 SP2/Sm@rtService for PC	v1.3
1229	A9XSS213	SIFLA9XSS20103	WinCC flexible 2008 SP2/Sm@rtService for Panel	v1.3
1230	A9XSA313	SIFLA9XSA30103	WinCC flexible 2008 SP2/Sm@rtAccess for PC	v1.3

1231	A9XSA213	SIFLA9XSA20103	WinCC flexible 2008 SP2/Sm@rtAccess for Panel	v1.3
1232	A9XPA313	SIFLA9XPA30103	WinCC flexible 2008 SP2 /ProAgent for PC	v1.3
1233	A9XPA213	SIFLA9XPA20103	WinCC flexible 2008 SP2 /ProAgent for Panel	v1.3
1234	A9XOP313	SIFLA9XOP30103	WinCC flexible 2008 SP2 /OPC-Server for PC	v1.3
1235	A9XOP213	SIFLA9XOP20103	WinCC flexible 2008 SP2 /OPC-Server for MP	v1.3
1236	A9XCI313	SIFLA9XCI30103	WinCC flexible 2008 SP2 /Recipes V1.3 for PC-RT	v1.3
1237	A9XCC113	SIFLA9XCC10103	WinCC flexible 2008 SP2 /ChangeControl V1.3 Advanced	v1.3
1238	A9XAR313	SIFLA9XAR30103	WinCC flexible 2008 SP2 /Archives V1.3 for PC-RT	v1.3
55	A9XAU311	SIFLA9XAU30101	WinCC flexible 2005 /Audit for PC	v1.1
56	A9XAU211	SIFLA9XAU20101	WinCC flexible 2005 /Audit for Panels	v1.1
60	A9XSS310	SIFLA9XSS30100	WinCC flexible /Sm@rtService for PC	v1.0
61	A9XSS210	SIFLA9XSS20100	WinCC flexible /Sm@rtService for Panel	v1.0
62	A9XSA310	SIFLA9XSA30100	WinCC flexible /Sm@rtAccess for PC	v1.0
63	A9XSA210	SIFLA9XSA20100	WinCC flexible /Sm@rtAccess for Panel	v1.0
67	A9XPA310	SIFLA9XPA30100	WinCC flexible /ProAgent for PC	v1.0
68	A9XPA210	SIFLA9XPA20100	WinCC flexible /ProAgent for Panel	v1.0
69	A9XOP310	SIFLA9XOP30100	WinCC flexible /OPC-Server for PC	v1.0

70	A9XOP210	SIFLA9XOP20100	WinCC flexible /OPC-Server for MP	v1.0
71	A9XCI310	SIFLA9XCI30100	WinCC flexible/Recipes V1.0 for PC-RT	v1.0
72	A9XCC110	SIFLA9XCC10100	WinCC flexible/ChangeControl V1.0 Advanced	v1.0
73	A9XAR310	SIFLA9XAR30100	WinCC flexible/Archives V1.0 for PC-RT	v1.0

SIFLA9XEP11100 WinCC flexible Advanced combo for use with WinCC flexible 2008 and WinCC Advanced v11.0

9.43.2 WinCC_Flexible 2007

WinCC Flexible 2007

776	A9XEP11 2	SIFLA9XEP1010 2	WinCC flexible 2007 Advanced	v1.2
777	A9XES11 2	SIFLA9XES1010 2	WinCC flexible 2007 Standard	v1.2
778	A9XEC11 2	SIFLA9XEC101 01	WinCC flexible 2007 Compact	v1.2
779	A9XEP21 2	SIFLA9XEP2010 2	WinCC flexible 2007 ASIA Advanced	v1.2
780	A9XES21 2	SIFLA9XES2010 2	WinCC flexible 2007 ASIA Standard	v1.2
781	A9XEC21 2	SIFLA9XEC201 02	WinCC flexible 2007 ASIA Compact	v1.2
782	A9XRP31 2	SIFLA9XRP3010 2	WinCC flexible 2007 Runtime (2048)	v1.2
783	A9XRP21 2	SIFLA9XRP2010 2	WinCC flexible 2007 Runtime (512)	v1.2
784	A9XRP11 2	SIFLA9XRP1010 2	WinCC flexible 2007 Runtime (128)	v1.2
785	A9XCC1 12	SIFLA9XCC101 02	WinCC flexible/ChangeControl V1.2	v1.2
55	A9XAU3 11	SIFLA9XAU301 01	WinCC flexible 2005 /Audit for PC	v1.1
56	A9XAU2 11	SIFLA9XAU201 01	WinCC flexible 2005 /Audit for Panels	v1.1
60	A9XSS31	SIFLA9XSS3010	WinCC flexible /Sm@rtService for PC	v1.0

	0	0		
61	A9XSS210	SIFLA9XSS2010	WinCC flexible /Sm@rtService for Panel	v1.0
62	A9XSA310	SIFLA9XSA30100	WinCC flexible /Sm@rtAccess for PC	v1.0
63	A9XSA210	SIFLA9XSA20100	WinCC flexible /Sm@rtAccess for Panel	v1.0
67	A9XPA310	SIFLA9XPA30100	WinCC flexible /ProAgent for PC	v1.0
68	A9XPA210	SIFLA9XPA20100	WinCC flexible /ProAgent for Panel	v1.0
69	A9XOP310	SIFLA9XOP30100	WinCC flexible /OPC-Server for PC	v1.0
70	A9XOP210	SIFLA9XOP20100	WinCC flexible /OPC-Server for MP	v1.0
71	A9XCI310	SIFLA9XCI30100	WinCC flexible/Recipes V1.0 for PC-RT	v1.0
72	A9XCC110	SIFLA9XCC10100	WinCC flexible/ChangeControl V1.0 Advanced	v1.0
73	A9XAR310	SIFLA9XAR30100	WinCC flexible/Archives V1.0 for PC-RT	v1.0

9.43.3 WinCC_Flexible 2005

49.	A9XEP111	SIFLA9XEP10101	WinCC flexible 2005 Advanced	SIMATIC HMI
50.	A9XES111	SIFLA9XES10101	WinCC flexible 2005 Standard	SIMATIC HMI
51.	A9XEC111	SIFLA9XEC10101	WinCC flexible 2005 Compact	SIMATIC HMI
52.	A9XRP311	SIFLA9XRP30101	WinCC flexible 2005 Runtime (2048)	SIMATIC HMI
53.	A9XRP211	SIFLA9XRP20101	WinCC flexible 2005 Runtime (512)	SIMATIC HMI
54.	A9XRP111	SIFLA9XRP10101	WinCC flexible 2005 Runtime (128)	SIMATIC HMI
55.	A9XAU311	SIFLA9XAU30101	WinCC flexible 2005 /Audit for PC	SIMATIC HMI
56.	A9XAU211	SIFLA9XAU20101	WinCC flexible 2005 /Audit for Panels	SIMATIC HMI
60.	A9XSS310	SIFLA9XSS30100	WinCC flexible /Sm@rtService for PC	SIMATIC HMI
61.	A9XSS210	SIFLA9XSS20100	WinCC flexible /Sm@rtService for Panel	SIMATIC HMI
62.	A9XSA310	SIFLA9XSA30100	WinCC flexible /Sm@rtAccess for PC	SIMATIC HMI
63.	A9XSA210	SIFLA9XSA20100	WinCC flexible /Sm@rtAccess for Panel	SIMATIC HMI
67.	A9XPA310	SIFLA9XPA30100	WinCC flexible /ProAgent for PC	SIMATIC HMI
68.	A9XPA210	SIFLA9XPA20100	WinCC flexible /ProAgent for Panel	SIMATIC HMI
69.	A9XOP310	SIFLA9XOP30100	WinCC flexible /OPC-Server for PC	SIMATIC HMI
70.	A9XOP210	SIFLA9XOP20100	WinCC flexible /OPC-Server for MP	SIMATIC HMI
71.	A9XCI310	SIFLA9XCI30100	WinCC flexible/Recipes V1.0 for PC-RT	SIMATIC HMI
72.	A9XCC110	SIFLA9XCC10100	WinCC flexible/ChangeControl V1.0 Advanced	SIMATIC HMI
73.	A9XAR310	SIFLA9XAR30100	WinCC flexible/Archives V1.0 for PC-RT	SIMATIC HMI

9.43.4 WinCC_Flexible 2004

57.	A9XEP110		WinCC flexible 2004 Advanced	
58.	A9XES110		WinCC flexible 2004 Standard	
59.	A9XEC110		WinCC flexible Compact V1.0	
60.	A9XSS310	SIFLA9XSS30100	WinCC flexible /Sm@rtService for PC	SIMATIC HMI
61.	A9XSS210	SIFLA9XSS20100	WinCC flexible /Sm@rtService for Panel	SIMATIC HMI
62.	A9XSA310	SIFLA9XSA30100	WinCC flexible /Sm@rtAccess for PC	SIMATIC HMI
63.	A9XSA210	SIFLA9XSA20100	WinCC flexible /Sm@rtAccess for Panel	SIMATIC HMI
64.	A9XRP310		WinCC flexible RT prof. 2048 Tags V1	
65.	A9XRP210		WinCC flexible 2004 Runtime, 512	
66.	A9XRP110		WinCC flexible 2004 Runtime, 128	
67.	A9XPA310	SIFLA9XPA30100	WinCC flexible /ProAgent for PC	SIMATIC HMI
68.	A9XPA210	SIFLA9XPA20100	WinCC flexible /ProAgent for Panel	SIMATIC HMI
69.	A9XOP310	SIFLA9XOP30100	WinCC flexible /OPC-Server for PC	SIMATIC HMI
70.	A9XOP210	SIFLA9XOP20100	WinCC flexible /OPC-Server for MP	SIMATIC HMI
71.	A9XCI310	SIFLA9XCI30100	WinCC flexible/Recipes V1.0 for PC-RT	SIMATIC HMI
72.	A9XCC110	SIFLA9XCC10100	WinCC flexible/ChangeControl V1.0 Advanced	SIMATIC HMI
73.	A9XAR310	SIFLA9XAR30100	WinCC flexible/Archives V1.0 for PC-RT	SIMATIC HMI

Top Level Intro

This page is printed before a new
top-level chapter starts

Part

A large gray circle containing a white 'X' mark, positioned to the right of the 'Part' text and its horizontal line.

10 Simatic Serial Number

Siemens Sinutrain v6.03 (Win Xp Mit Servicepack 1) no serial - please shared.txt

Here is your Serial: 02105876-FD-S1-0441-302018903

If you have a License-Key, the Time is right to share that!!

FRE:11667112-F3-S5-3074-304828774

10.1 Step5

Step5 v7.12

ID:KHE 0074034506

Install key whit this number - see License Number

10.2 Step7

Example ID KHE

≤ v5.2 (10 symbols)	0420070102
≥ v5.3 (20 symbols)	00401000002007001002

10.3 Sinutrain

Siemens Sinutrain v6.03 (Win Xp Mit Servicepack 1)

Here is your Serial:

02105876-FD-S1-0441-302018903

or

11667112-F3-S5-3074-304828774

Sinutrain v6.3

02270089-FD-S1-421-303055289

10.4 Simocode

Win-SIMOCODE-DP/ Smart V1.3 and Win-SIMOCODE-DP/ Professional V1.3

Serial number:

20834-0001-000133

SIMOCODE ES Professional 2004 + SP1

Serial number:

20844-0001-000133

10.5 WinAC RTX

Serial number for instal WinAC RTX 2005 with Ardence RTX RT & SDK PAC

PAC#

[5224-PAC-00477-72153-89411](#)

email: winac@siemens.com

Download v6.5SP1 RTX SDK from www.ardence.com if you program with WinAC ODK v4.1 for RTX
Use the same email and PAC#

get hotfix 3 for WinAC RTX 2005 SP1 from Siemens web site:
http://support.automation.siemens.com/WW/llisapi.dll/csfetch/15227402/WinAC_RTX_2005_SP1_HF3.exe?func=cslib.csFetch&nodeid=24120918

10.6 WinCC

WinCC Update V6.0->V6.0 SP2 -> V6.2
Serial number:
12345-1234-123456

10.7 DriveES

No need key and serial number.

10.8 Sybase SQL Anywhere

Sybase SQL Anywhere v7
CEPCKDQQREAA000446118233

10.9 Help&Manual

<http://www.HelpAndManual.com>

Help&Manual v4.2.0.1062 December 11, 2006
Compiler/Decompiler for help files

after installing
Menu Help>Enter Serial number:

[HM4-JKJGEL-WJPH-VLBX9J](#)
[SC3813](#)

and install MS Help compilers
MS HLP Help compiler:
http://download.ec-software.com/hcw403_setup.zip

MS CHM Help compiler:
<http://msdn.microsoft.com/library/default.asp?url=/library/en-us/htmlhelp/html/hwMicrosoftHTMLHelpDownloads.asp>

For install Microsoft Help 2.0 compiler

<http://msdn.microsoft.com/library/default.asp?url=/library/en-us/htmlhelp/html/hwMicrosoftHTMLHelpDownloads.asp>

Russian forum <http://forum.ru-board.com/topic.cgi?forum=5&topic=3792&start=0>

Top Level Intro

This page is printed before a new
top-level chapter starts

Part



XI

11 Simatic IT

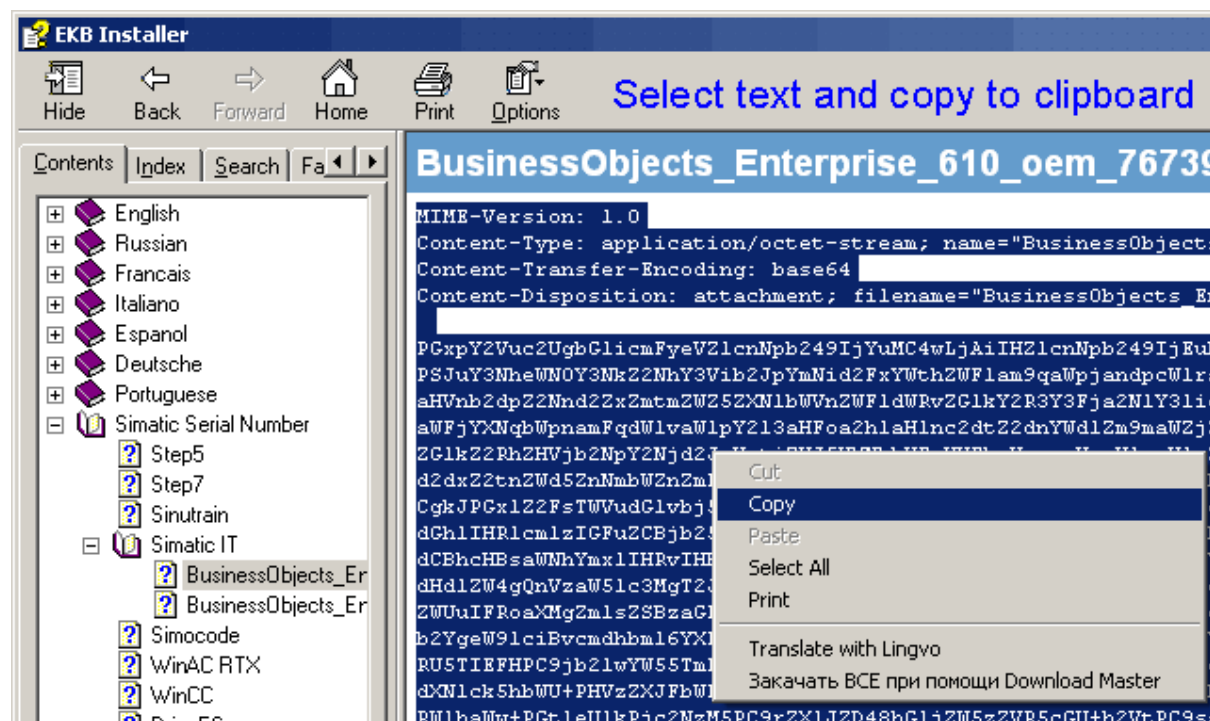
Simatic IT v6.1 SP1 Production Suite is the pure plant-centric solution, covering the ISA-95 issue.

for installation also required ALM license keys

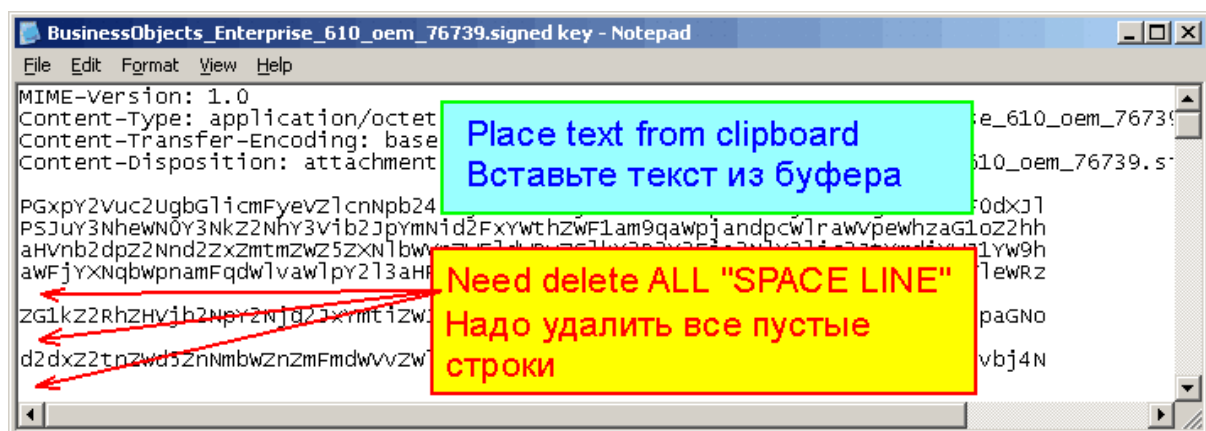
[BusinessObjects_Enterprise_610_oem_123456.signed.key.xml](#) is binary file placed in MIME format.

[BusinessObjects_Enterprise_610_oem_12345.signed.key](#) is XML file placed in MIME format.

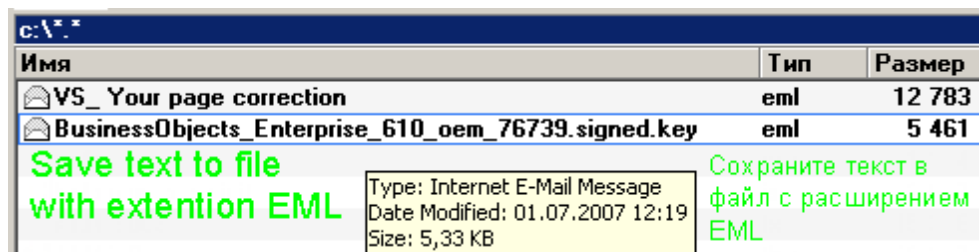
English	Russian
Copy contents of page in the clipboard.	.



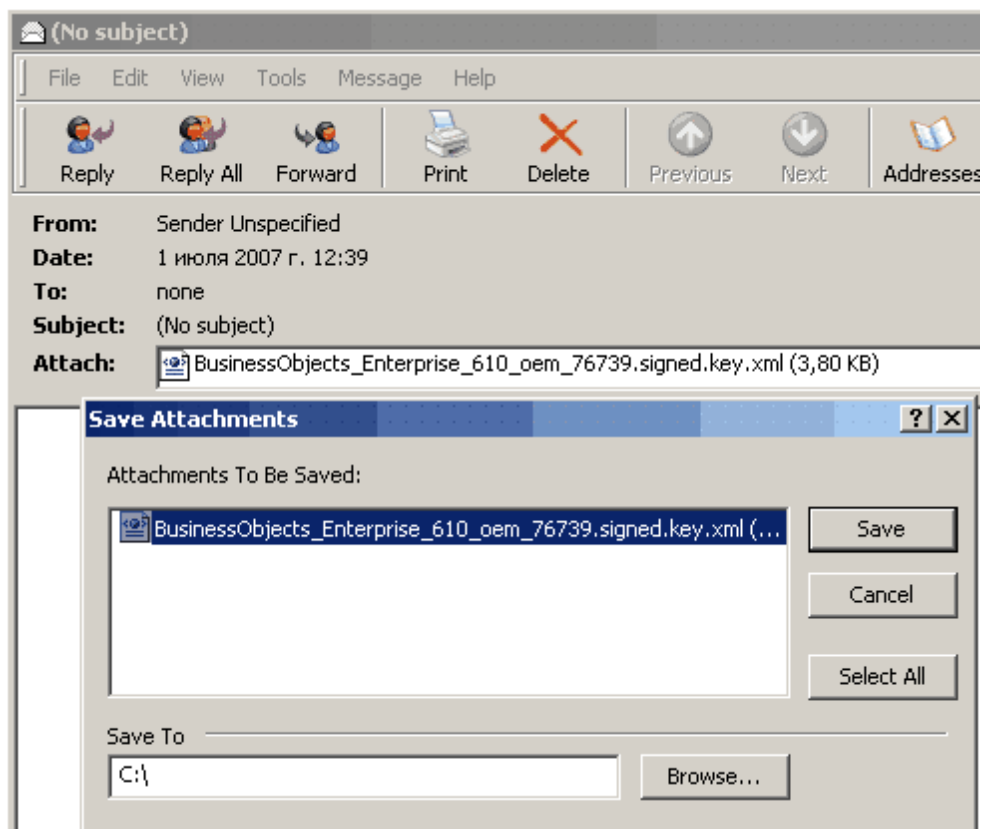
English	Russian
Open text editor Notepad and insert the text from the clipboard. Necessarily remove empty lines. Between lines there should not be breaks.	Notepad .



English	Russian
Save a file under name KeyName.eml	Key.eml
Press a file and take an investment..	.



English	Russian
Click a file and save an attachment..	.



file BusinessObjects_XXXXXXXXXXXXXXXXXXXXXXXXXXXX.signed.key.xml

Quote:

Dear Customer,

Please find enclosed your BusinessObjects Enterprise 6.1b license key file.

IMPORTANT NOTICES :

Due to some firewall rules, attached files can be automatically renamed when you receive it. The BusinessObjects license key file **MUST** have the ".signed.key.xml" extension in order to be recognized at the product installation. If not the case please rename the file with the proper extension (i.e. BusinessObjects_XXXXXXXXXXXXXXXXXXXXXXXXXXXX.signed.key.xml)

This mail has two attached files.

The BusinessObjects_Enterprise_610_oem_***.signed.key.xml is the signed license key file for Business Objects.

[illegible]

11.2 BusinessObjects_Enterprise_610_oem_134495.signed.key.xml

MIME-Version: 1.0
Content-Type: application/octet-stream; name="BusinessObjects_Enterprise_610_oem_134495.signed.key"
Content-Transfer-Encoding: base64
Content-Disposition: attachment; filename="BusinessObjects_Enterprise_610_oem_134495.signed.key.xml"

H4sICAEotkIAC0J1c2luZXNzT2JqZWNo19FbnRlcnByaXNlXzYxMF9vZWlfMTM0NDk1LnNpZ25lZC5rZXxueG1sANlYTZPaOBA9J1X7H1S+x3wOW5syrsDagSrYyQxscpb1Nu7BlhxJHKJ+fd0CzxJmPqUHC0jBAUmv+3W/bgvjYCYCPAGWYAS53n0BbVDJ0TfW29XHyo/1TMfvcMzgWnJbahlh6SvAoT1KeMgKLKH3m0FQbQeOmBvhyCdkmZfnv8FuUxJn/muhf+9f5dIEpYVQ56Jh0lc1ZD5qmr+XZDBmmcLkG5mlaJhtd0J3SBojJxJZS0uRTatmhT2UzJnJnJGJcxE0rGWNkbbphK3ZlRit1zJsvr+1qA5STBEFDtJ

I/JtFSu0ikthneG4NCjBGHYXPUI1x42rI8QsArsFkC8hSjOskKVNlcYfBOVrx0Jhzffc4DOX1kvH
pDzLmFSWXFYDTRbkI0ZjNUalrYalNRhDfdF0lZqW1lziDyeZH7R+0cspKFRecLn7l+cQLrHSVrDZ
ijlAobRlCy4pJM2oLYPWMTQoDehpzjELDyoZ3+zNP6D9ZLDSy/hkErT+hwYb2M3isNPr9/+5CVr7
UXBwsNoVECogg+OJQGhw0U+4hXDQ6rbp275hnfbh3uBj+282WlBkx5gqpapY+37Aqsrsbrpgx0Zy
cGsB1U5QLUJaCVr1IDhU1KVYl6uu1lRS0xQaqSEGfidyVs/g2vLwaIeDI0A9R+yv93FQlFqk3ED8
+dBR+9oc7BnGQy9S/klA+xKB9piM/iOJDe0ele8l6Cc38limtqBXmMMcc7RDj5Trt/udG4+VRXG6
MmgPem2vFZ7S9lYI+oT7iLPfBOeV6SblE0QFuXJq0+9FpnTzVaxp70vQu6bJJuC2vsaTWpYEfUKj
Gme6VTLB9Uqp7IiplwRTtTd8Qdg2rp3zN+ZiM5XxEVm3CbJRnKMkDY3KoGmurxDNaKvOMqQ/UwFN
l+uE7lq78gnt1bar29FSpBCX2VW4XrZMM0xa8VhwY0fV+atpNh1HufHvNBcZ3GZ4ZcbrC2Wy/v5
3vXdZHzbNKkBUWq0038+GX2+Ft1l1JyNF5Nx9xeut6GvtNTbBi8K9Fu407bi94vAZ3s/bpn5dDI+
y+hs7xXwPBÜrZO8s5APEY4licxH47IiXu4iuBBdAK8+z+0sMCpAXdMsKNI+55ReBX0u39ep9p/Yz
p3PqAyRMQ+L8FZlvSrSkBF10i4y7C+jQe+t6dvRCha5qfrvb8bvdAT2kdAp5fvniijlcNcOf/cKo
rqMRAAA=

Top Level Intro

This page is printed before a new
top-level chapter starts

Part



XII

12 FAQ official

[How do you store licenses on a server and protect them from unauthorized access?](#)

[How can you deactivate the Trial License when the message appears indicating that the Trial License has expired, although the Floating License has been installed?](#)

How can you keep SIMATIC license files working and avoid loss of authorization?

How do you install, uninstall and upgrade authorizations?

How can you open the Automation License Manager when the message "No connection to the License Key Handler" appears?

What options are there for transferring a license key to a PC without floppy disk drive?

How can you use license keys that are located on a central computer (server) on a local computer?

How can you install the Automation License Manager when the installation in Windows 2000 is aborted with the message "Server service not active"?

What is the difference between authorizations and license keys?

Request for recovering authorizations of SIMATIC Industrial Software

STEP 7 V5.3 - User authorization by the Automation License Manager

Difference between ALM and SIMATIC Logon

STEP 7 V5.3 - notes on using STEP 7 License Keys

License concept PCS 7 V8.0

12.1 How do you store licenses on a server and protect them from unauthorized access?

Description:

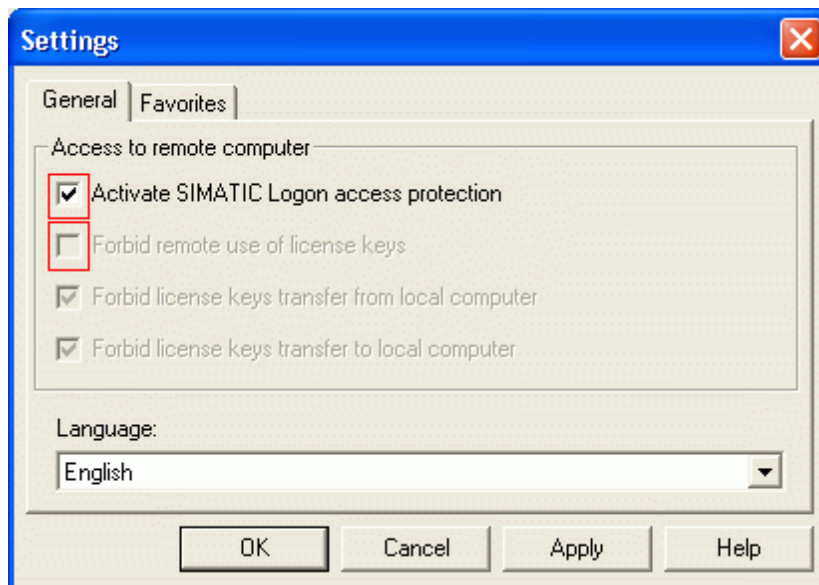
With the new Automation License Manager "ALM" V3.0 you can manage the floating license online. The license keys are stored on a central computer that serves as server computer. The SIMATIC Logon add-on package must also be installed. Using Logon you can conveniently control the use of your licenses on the local computer or on computers in a workgroup. Unauthorized access to licenses is prevented by a logon dialog and user administration. If there is no corresponding license available locally, you can use the license from the license key server. If there is a connection failure to the server you can continue working for three hours without any problems. After three hours you get the message that there is no license key available on the computer. In addition, the ALM on the server reserves the license for the computer for three hours in the case of power failure. If the connection is not restored after three hours, the Automation License Manager releases the license again for every user.

License Key in the Network

Advantages:

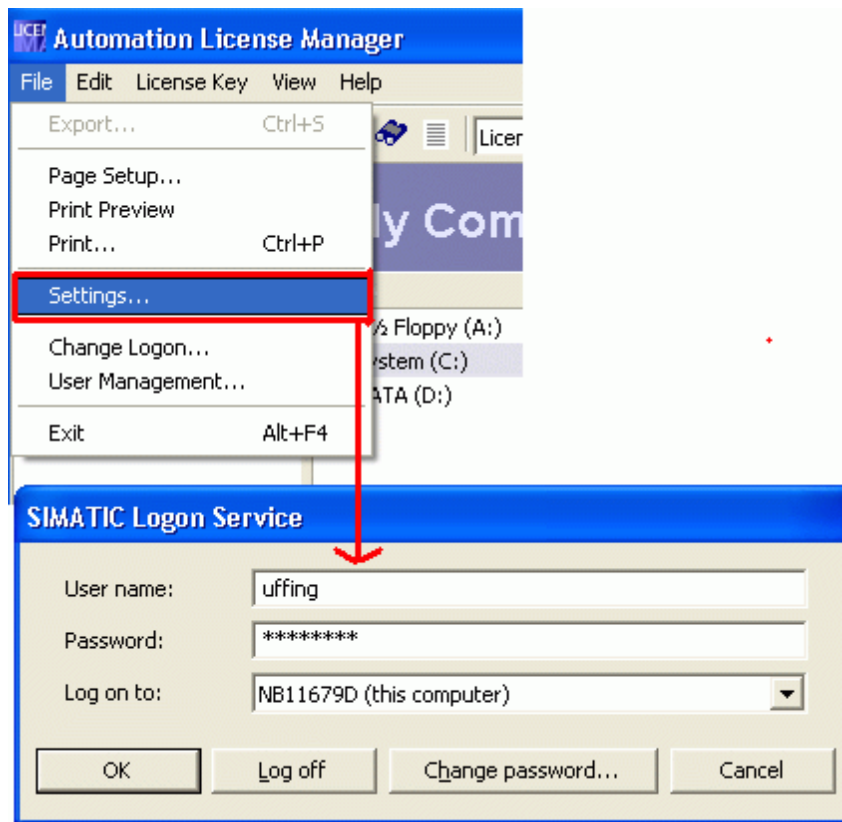
- Central storage of the license keys on one PC
- Automatic assignment and release of the keys
- Central management (e.g. upgrades etc.)
- Central logging of the license key activities

1. Enable remote access for the license keys on the the license server via the ALM under "File > Settings".

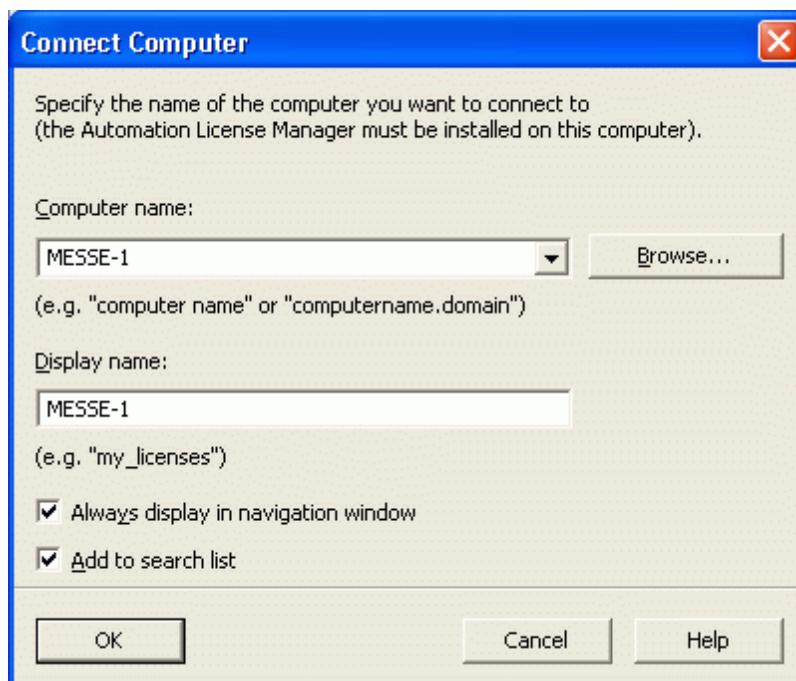


2. Now go to your workstation computer and close all the SIMATIC applications.

3. Log on to the local computer via "File > Change Logon" of the Automation License Manager.

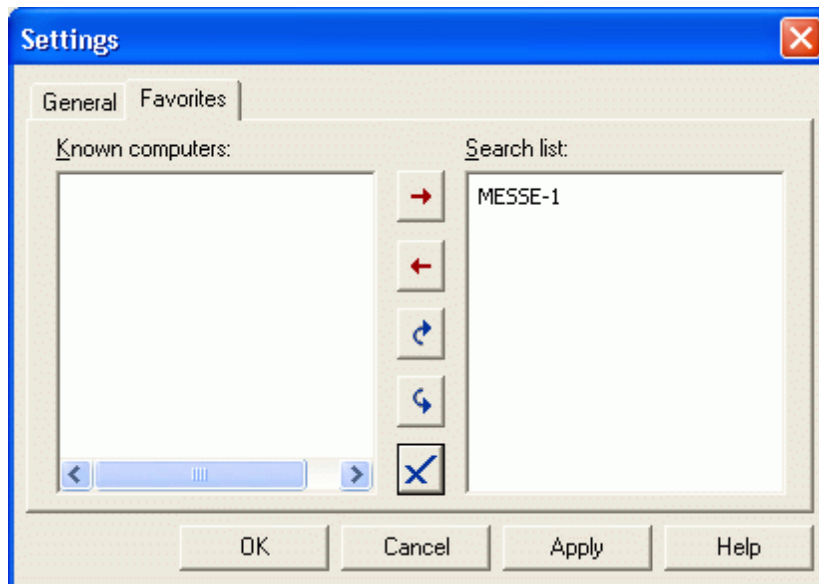


4. If not available, add the license computer via "Edit > Connect computer" on your local computer.



5. Check the setting in the ALM with the menu command "File > Settings > Favorites". The license

server "Mess-1" must be entered here.



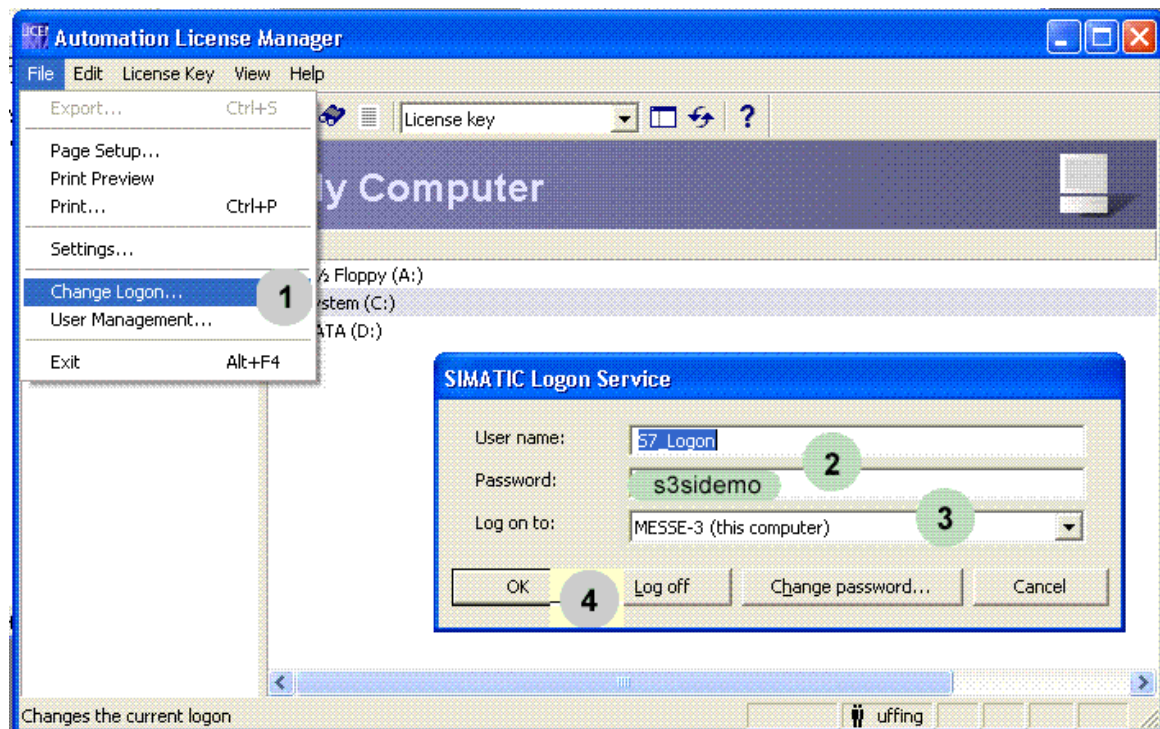
6. Now you can use the license of the license server.

User Management with Logon

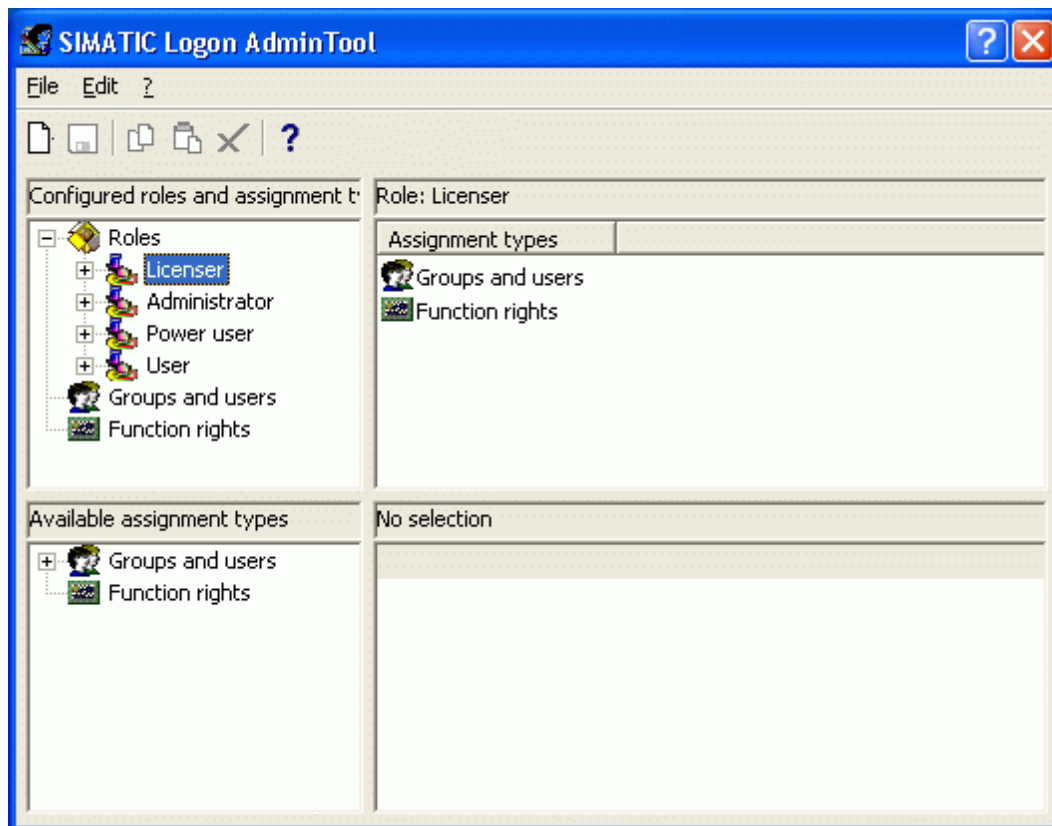
Advantages:

- One tool for all types of license
- Simple license management
- Display of missing software licenses
- Differentiated administration of rights for individual users
- Uniform administration of rights from one license server is possible
- Logging of all license key activities (e.g. usage, transfer ...)

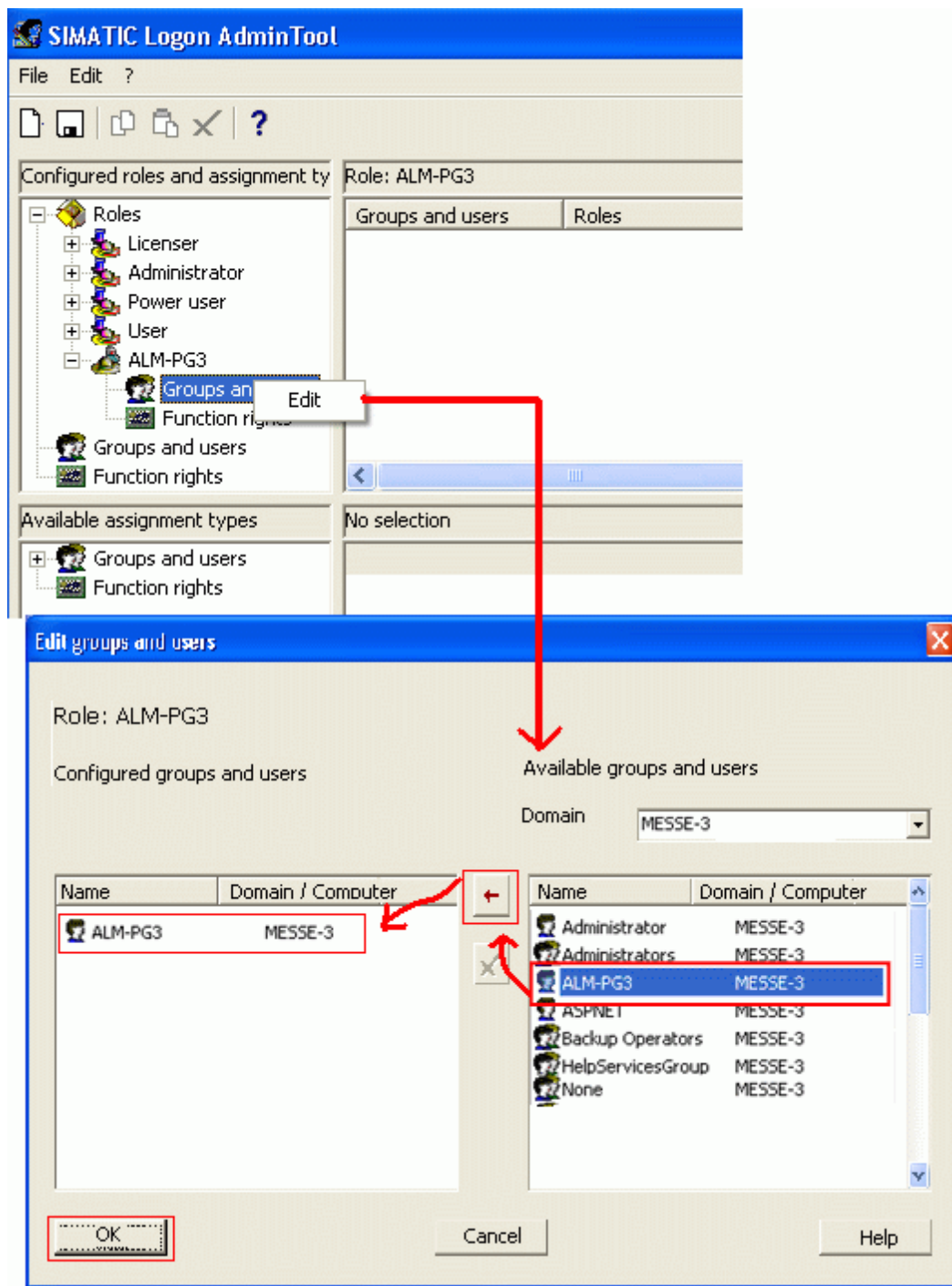
1. Open the SIMATIC Logon Service via "File > Change Logon" and log on.



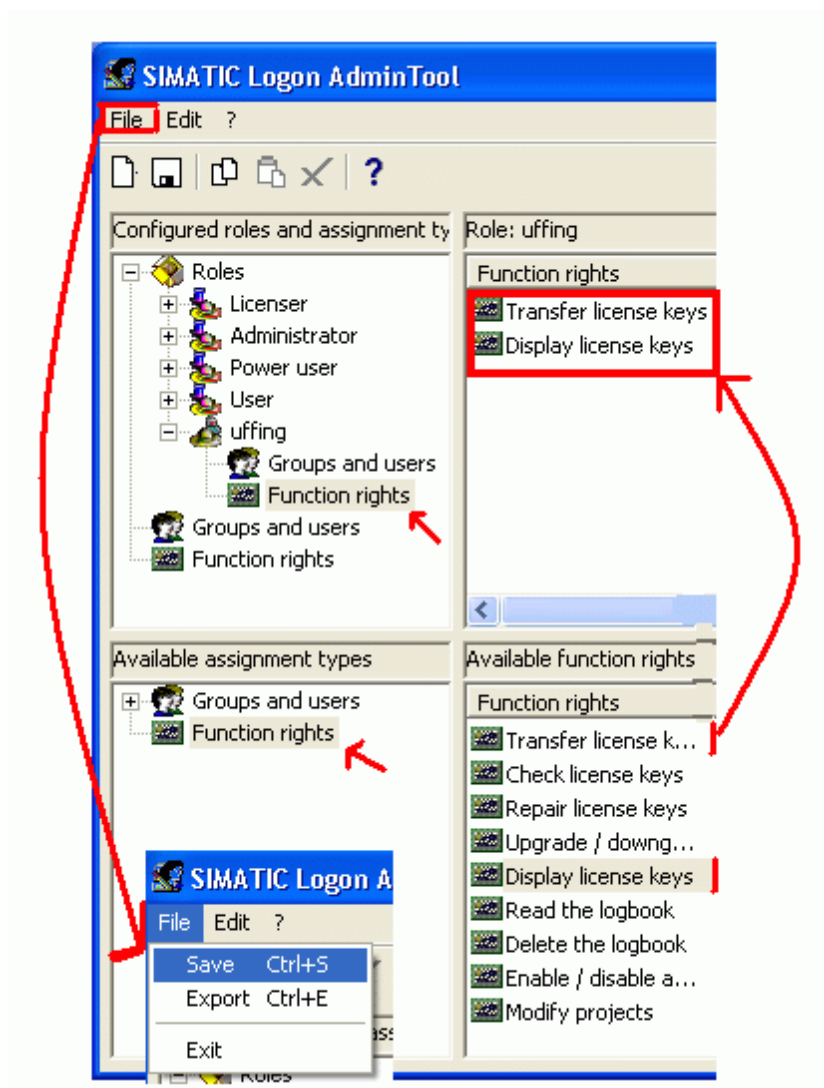
2. Open the "SIMATIC Logon Admin Tool" dialog via "File > User Management".



3. Right-click "Roles" and create a new role in the pop-up menu.
4. Under the new "ALM-PG3" role select "Groups and Users" and edit them.



5. Now select the required rights and copy them via drag-and-drop into the top right window. Save the changes and then log on with the new role logon.



6. Now it is no longer permissible to transfer the license, because there aren't the rights required. The administrator can assign this rights via the Admin tool. The licenses can be used by any registered user, but cannot be moved.

Tools used:

- Automation License Manager V3.0
- SIMATIC Logon with Administration Tool for User Management V1.3 SP1

12.2 How can you deactivate the Trial License when the message appears indicating that the Trial License has expired, although the Floating License has been installed?

<http://support.automation.siemens.com/WW/view/en/24200966>

How can you deactivate the Trial License when the message appears indicating that the Trial License has expired, although the Floating License has been installed?

Instructions:

Once activated the Trial License is valid for limited use up to a maximum of 14 days of the SIMATIC Software for tests, for example. If after expiry of this time you install a license for unlimited use (Single, Floating or Upgrade License) and after installation you still receive the message indicating that the Trial License has expired, we recommend deleting the Trial License in the "AX NF ZZ" folder.

Procedure for deleting a Trial License

1. Open the ALM in MS Windows via

- "Start > SIMATIC > License Management > Automation License Manager"

and mark the drive (e.g. "C") on which your licenses are installed. Displayed in the right window of the Automation License Manager is the table of the licenses installed. For viewing the licenses you need the file name (License Key) and the 20-digit license number. If these columns are not yet displayed, then via

- "View > Define..."

you open the "Define View" dialog. In the bottom section of this dialog you select the "Columns" tab and then "License key" and "License number".

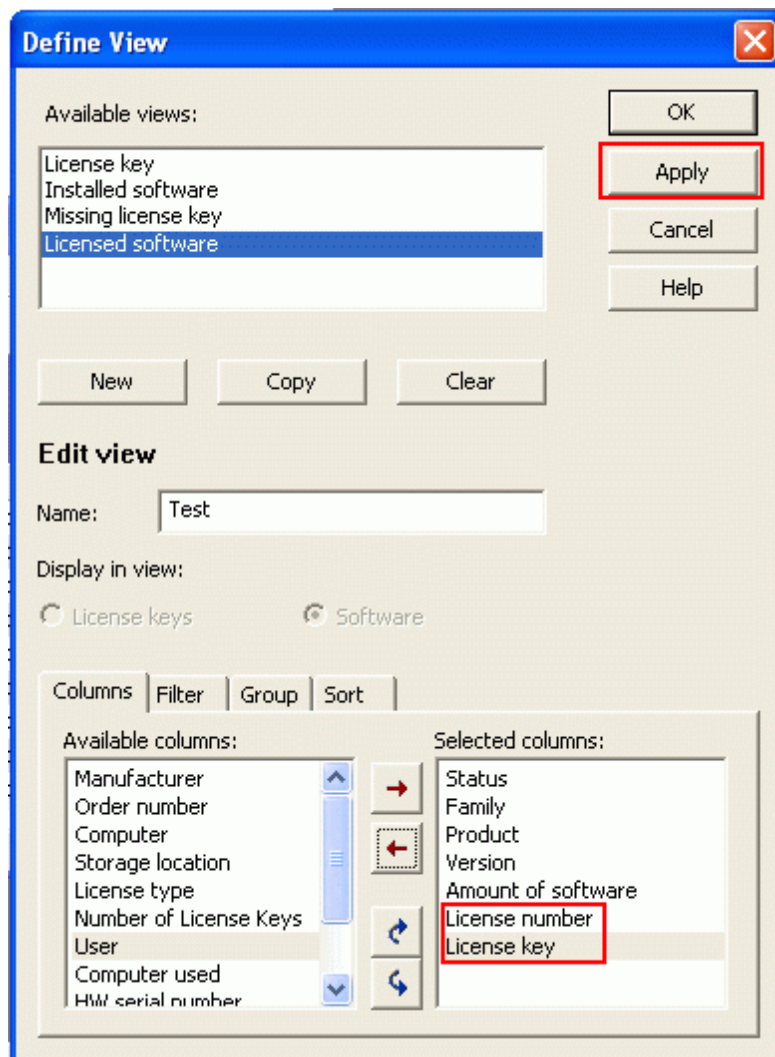


Fig. 01

Then you enter a name under "Edit view" and click the "Apply" button. Acknowledge with OK and the "License key" and "License number" columns appear in the Automation License Manager.

2. In the Explorer you mark the "AX NF ZZ" directory on your hard disk or on drive "C", so that the file names of the licenses are displayed in the right window of the Explorer.

If the "AX NF ZZ" directory or the files in that directory are not visible, then open the dialog "Tools > Folder options..." and select the "View" tab:

- Here you deactivate the option "Hide protected operating files (Recommended)" and
- Activate the option "Show hidden files and folders".

Then click on the "Apply" button and acknowledge with "OK".

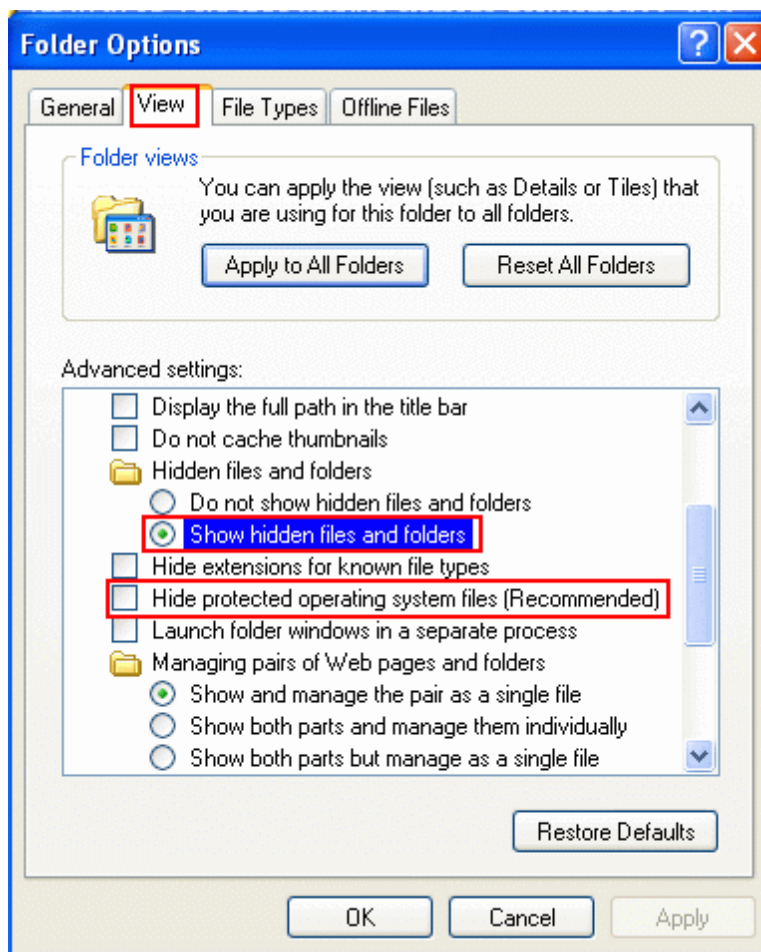


Fig. 02

The "AX NF ZZ" directory is then displayed in the Explorer.

3 Now in the Automation License Manager compare the file name (License Key) of the Trial License with the file name in the "AX NF ZZ" folder. Via the view set in the Automation License Manager you determine the file name for the Trial License to be deleted (Fig. 03) that you then find in the "AX NF ZZ" folder.

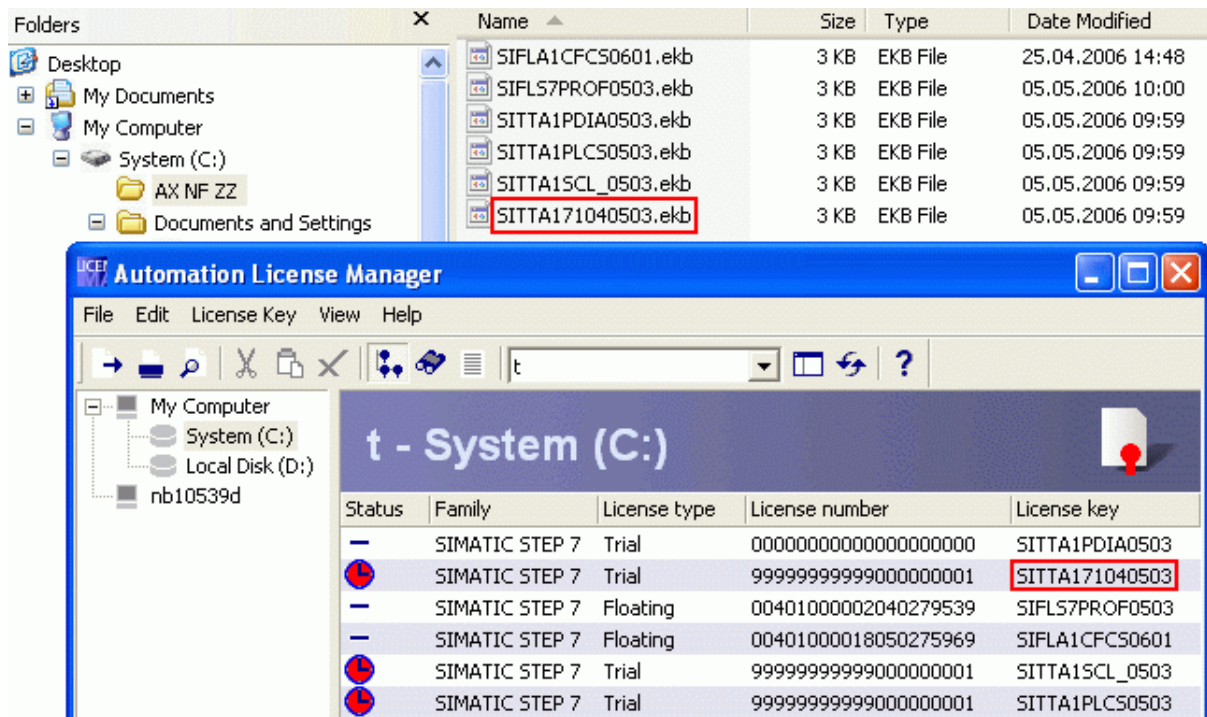


Fig. 03

4 Mark the Trial License found in the "AX NF ZZ" directory and right-click. Then select "Delete" in the pop-up menu that opens. After deletion the message described above will no longer appear.

But need also: Removal of Trial keys and their traces

12.3 How can you keep SIMATIC license files working and avoid loss of authorization?

<http://support.automation.siemens.com/WW/view/en/23175058>

Instructions:

Authorizations and License Keys from Siemens for the SIMATIC software are copy protected and can only be managed with a SIMATIC handling program (see table). In the original the keys are supplied exclusively on commercially available yellow and red floppy disks with individual ID features (ID:KHE and Lic-No.). This ID is also to be found for the authorizations and license keys that are displayed in the handling program so that they can be assigned to their original floppy disks in each case. Normally the handling program supplied with the software or on the floppy disk is best suited in each case. In an emergency, it might help to install the latest version concerned (exception: DOS and Windows authorizations). Please also refer here to the installation instructions regarding the system requirements that are included with software requiring authorizations and licenses.

A difference is made between the following license procedures:

- MS-DOS authorization (DOS authorization)
- Windows authorization (authorization)
- Windows License Key ([Floating/Single/Rental/Upgrade] License Key)

Procedure	Optimum handling program	ID	
		In the handling program	On floppy disk
DOS authorization	Authors.exe	Serial number	ID:KHE (tw.without)

Authorization	AuthorsW	Serial number	ID:KHE
License Key	ALM (Automation License Manager)	License number	Lic-No.

General requirements:

In Windows NT, 2000 and XP you need Administrator or at least standard user rights and access rights to the target drive and to the source drive.

For this we recommend internal floppy disk drives.

The table below gives a few instructions for handling authorizations and license keys in order to avoid the loss of license files.

Instructions for handling authorizations and license keys
<p>Before formatting, compressing or restoring the drive or before installing a new operating system please save the authorizations and license keys.</p> <ul style="list-style-type: none"> You must transfer the authorizations from the hard disk back onto the authorization floppy disk. You can save the license keys on the original floppy disk or on USB sticks, for example.
<p>When you uninstall, install, move or upgrade keys, you should first close all the background applications visible in the taskbar.</p> <p>Optimization programs must not affect authorizations and license keys and cannot repair them.</p> <p>This applies in particular for</p> <ul style="list-style-type: none"> Anti-virus programs; scanning functions like Autoprotect should be disabled at least

temporarily.

- Defragmenting of hard disks.
- Scandisk up to Windows 2000, Checkdisk for Windows XP.
- Repartitioning of the hard disk / partition.
- Compressing and restoring.

Before you use optimization programs or reload a hard disk backup, please also save the authorizations and license keys.

Authorizations and license keys

- Do not work on compressed drives. In the case of compressed drives (e.g. DBLSPACE) you must install the authorization on the associated host drive.
- Only work within internal networks (LAN).
- Never work on read-only media (e.g. CD-ROM).

When installing authorizations and license keys, the data is stored in the hidden system directory "[AX NF ZZ](#)" of the drive concerned.

You must not change the directory's attributes, move the folder or delete the files.

If a hard disk backup contains a copy of an authorization, there is the risk that reloading the backup data will overwrite the authorizations that are still valid and thus destroy them.

To prevent loss of authorizations through overwriting you must either remove the authorizations before creating a backup or exclude them from the backup.

You can copy the files on the authorization floppy disk.

However, you cannot use the copies for authorization.

For that you need the original authorization floppy disk.

The authorization creates a cluster on the target drive, which might be marked as "defective".

You must not "repair" this cluster.

You can only ever install one authorization of a version on one and the same drive.

You can no longer use AuthorsW to uninstall defective authorizations.

This might block the installation of new authorizations.

When upgrading you should always follow the instructions provided with the software or the instructions given in the Help of the tools used in each case.

12.4 How do you install, uninstall and upgrade authorizations?

<http://support.automation.siemens.com/WW/view/en/23174483>

Instructions:

The following instructions apply for STEP 7 up to and including V5.2 and AuthorsW version V2.4.2 or older.

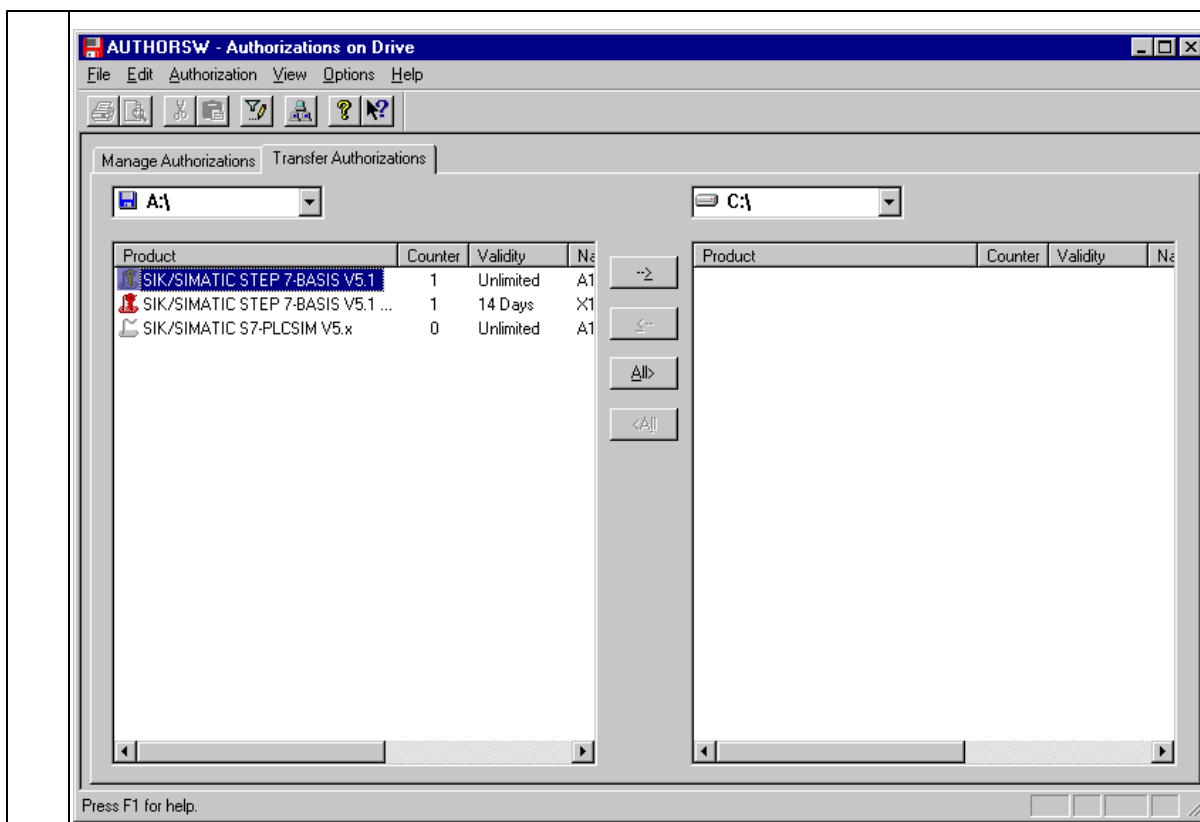
As from STEP 7 V5.3 the license key is installed with the Automation License Manager (ALM).

Installing the authorization:

When you initially install STEP 7, you are prompted to install the authorization. You can do this during installation of STEP 7 or later.

The table below describes how to proceed to install the authorization.

No.	Procedure
1	Insert the relevant authorization floppy disk when requested during installation of STEP 7 and then acknowledge the request. The authorization is transferred to a physical drive.
2	If you want to install the authorization later, then proceed as follows. After installing STEP 7 you insert the authorization floppy disk into the disk drive and call the "AuthorsW" program via the Windows Start menu: "Start > SIMATIC > AuthorsW > AuthorsW".
3	In the "Transfer Authorizations" tab, from one of the two list fields you select the drive on which the authorization is located (e.g. floppy disk drive).
4	Select the target drive in the other list field. Now all the available authorizations of both drives are shown.

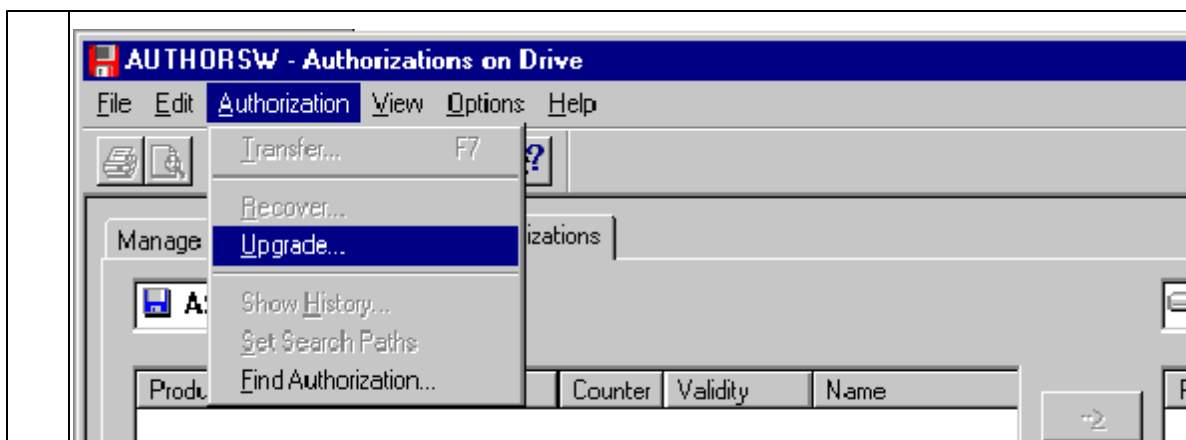


- 5 Mark the authorization to be transferred and click the "<--" button or the "-->" button according to where the authorization is to be transferred. Then close the dialog field.

Upgrading an authorization:

The table below describes the requirements and procedure for upgrading an authorization.

No.	Procedure
1	<p>The following requirements must be fulfilled:</p> <ul style="list-style-type: none"> The AuthorsW tool must be installed. If AuthorsW is not installed on your computer, you must first install it. The "Setup.exe" of AuthorsW is available on the STEP 7 CD in the directory "AuthorsW/Disk1". The "old authorization" must be located on the associated "old authorization floppy disk". If necessary, first transfer this authorization from your computer back onto the "old authorization floppy disk". The relevant upgrade authorization floppy disk must now be available.
2	<p>Insert the upgrade authorization floppy disk and call the "AuthorsW" program via the Windows Start menu: "Start > SIMATIC > AuthorsW > AuthorsW". Select the menu command "Authorization > Upgrade".</p>

**Note:**

Since the existing authorization is deleted and replaced by a new one during the upgrade, the authorization floppy disk must not be write-protected at any time.

3	Read the instructions displayed and click "OK" to acknowledge.
4	In the "Select Upgrade Program" dialog you select the relevant upgrade program and when request you insert the old authorization floppy disk. You are asked once again whether you really want to upgrade the authorization. If not, this is the last chance to abort the upgrade. After acknowledging the dialog you must not interrupt the process in any way, otherwise the authorization might be damaged.
5	Now, when requested, insert the upgrade floppy disk again. All the necessary requirements are checked and if everything is OK the upgrade finishes by activating the new authorization. Now the new authorization is installed on the drive on which the old authorization was located.

Uninstalling authorizations:

Please proceed as described below to uninstall authorizations.

No.	Procedure
1	Insert the authorization floppy disk into the relevant floppy disk drive and open the "AuthorsW" program via the Windows Start menu: "Start > SIMATIC > AuthorsW > AuthorsW".
2	In the "Transfer Authorizations" tab you select the list fields "Source Drive" and "Target Drive" (floppy disk drive).
3	Click the "<--" button or the "-->" button. The authorizations selected are transferred to the drive selected.

Note:

You can also transfer the authorizations to other hard disks or network drives.

Recovering authorizations

If an authorization is defective, please get in touch with your authorization hotline.

	Telephone	Fax	E-mail
Europe/Africa	(0)180 5050 222	(0)180 5050 223	adautorisierung@siemens.com
America	+1 423 262-2522	+1 423 262-2289	simatic.hotline@sea.siemens.com
Asia/Australia	+86 1064 757 575	+86 1064 747 474	adsupport.asia@siemens.com

You might be able to repair a defective authorization with the menu command "Authorization > Recover". Use this menu item to recover defective authorizations. It is only possible to use this function in agreement with the authorization hotline. Normally you do not need this function.

You will be in contact over the phone with the authorization hotline during the entire recovery procedure.

Please have the following information at hand when you call the authorization hotline:

Authorization : Name of the authorization.

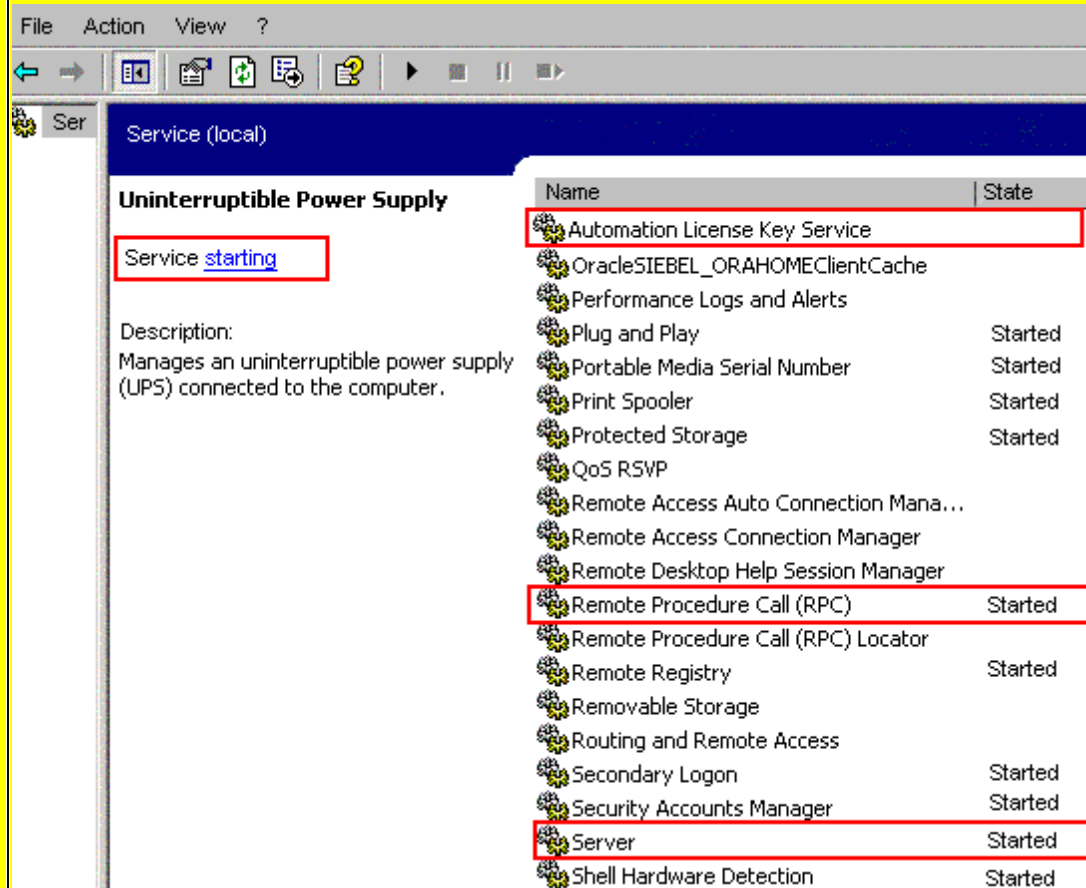
Query code : The code that must be given to the authorization hotline.

12.5 How can you open the Automation License Manager when the message "No connection to the License Key Handler" appears?

Instructions:

The table below describes how to proceed to disable the message described above so that you can open the ALM (Automation License Manager).

No.	Procedure
1	<p>Make sure that the following tasks have been started on your operating system:</p> <ul style="list-style-type: none"> Automation License Key Service Server Remote Procedure Call (RPC) <p>For this you open the dialog "Services" in Microsoft Windows XP via "Start > Settings > Control Panel > Performance and Maintenance > Administration > Services" or in Windows 2000 via "Start > Settings > Control Panel > Administration > Services".</p>



Notes on the Windows XP and Windows 2000 operating systems:

You get to the "Control Panel" menu

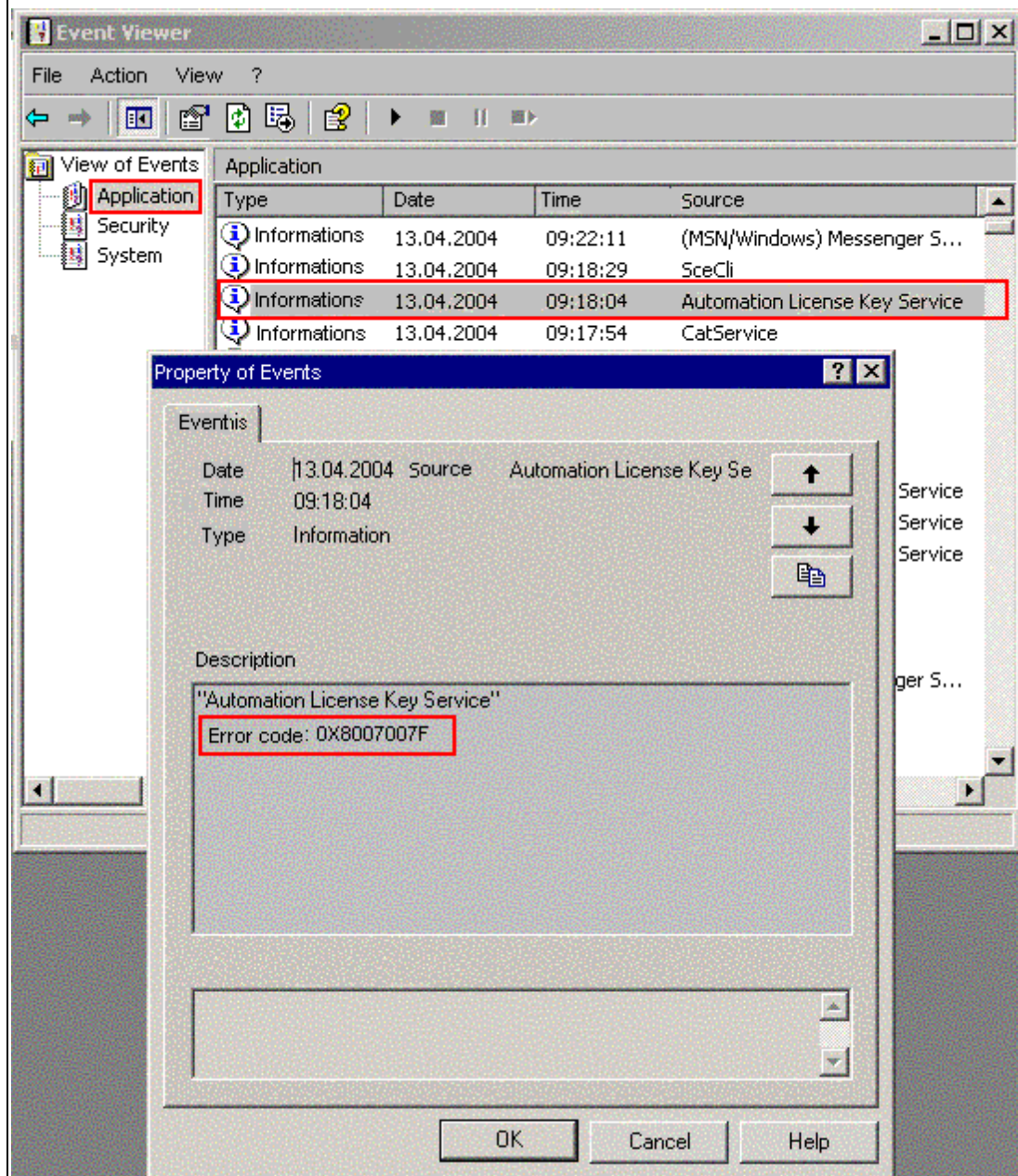
- Via "Start > Control Panel" (in the Start menu for simplified access to the programs in Windows XP).
- Via "Start > Settings > Control Panel" (for the classic Start menu as in earlier versions of Windows, e.g. Windows 2000).

In the Control Panel menu in Windows XP there are two different views, the Classic View and the Category View. If you select Category View, you have two options for opening the "Services" dialog:

- First switch to the Classic View and there open the dialog "Services":
"Switch to Classic View > Administrative Tools > Services"
- or in the Category View open the dialog "Services":
"Performance and Maintenance > Administration > Services".

- 2 You can use the "Start" link to start the tasks described above if they have not yet been started. If the "Automation License Key Service" - as in Fig. 01 - doesn't start, check the

Windows event display. For this you open the "Event Viewer" dialog in Microsoft Windows XP via "Start > Settings > Control Panel > Performance and Maintenance > Administrative Tools > Event Viewer" or in Windows 2000 via "Start > Settings > Control Panel > Administration > Event Viewer".



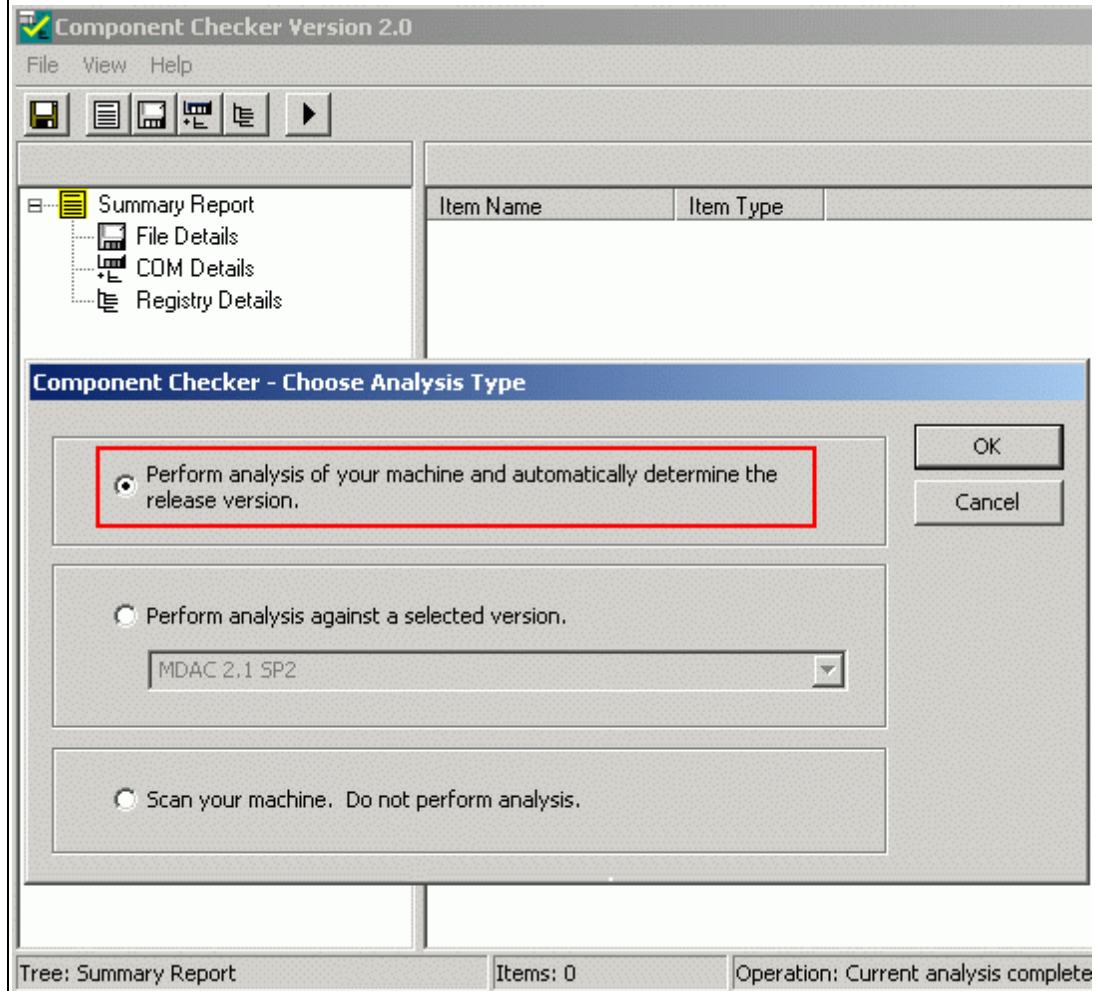
- 3 If the error code 0X8007007F appears in the Application protocol of the Event Viewer - as in Fig. 02 - we recommend that you install the Component Checker to check the available version of the (Microsoft Data Access Components) on your PC:

<http://www.microsoft.com/downloads/details.aspx?FamilyId=8F0A8DF6-4A21-4B43->

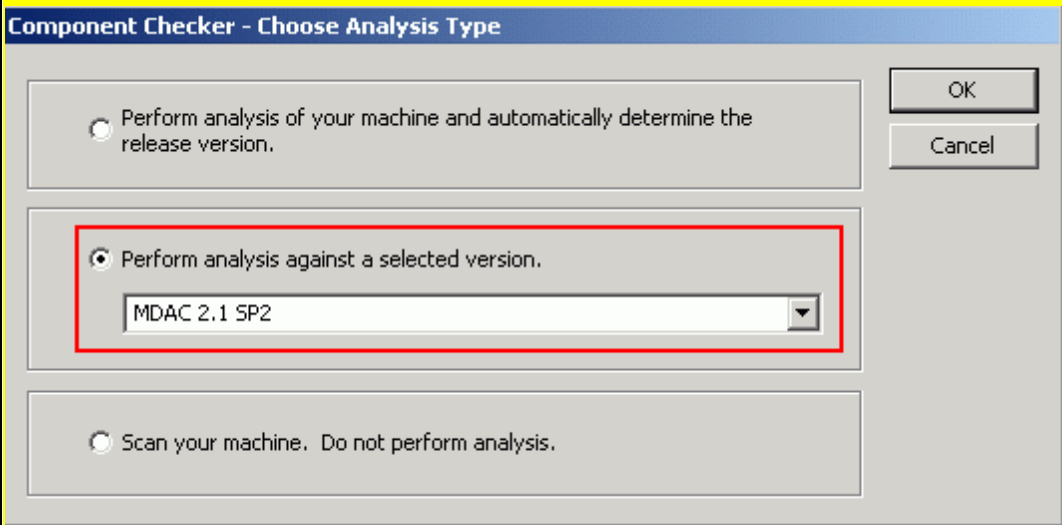
[BF53-14332EF092C9&displaylang=en](#)

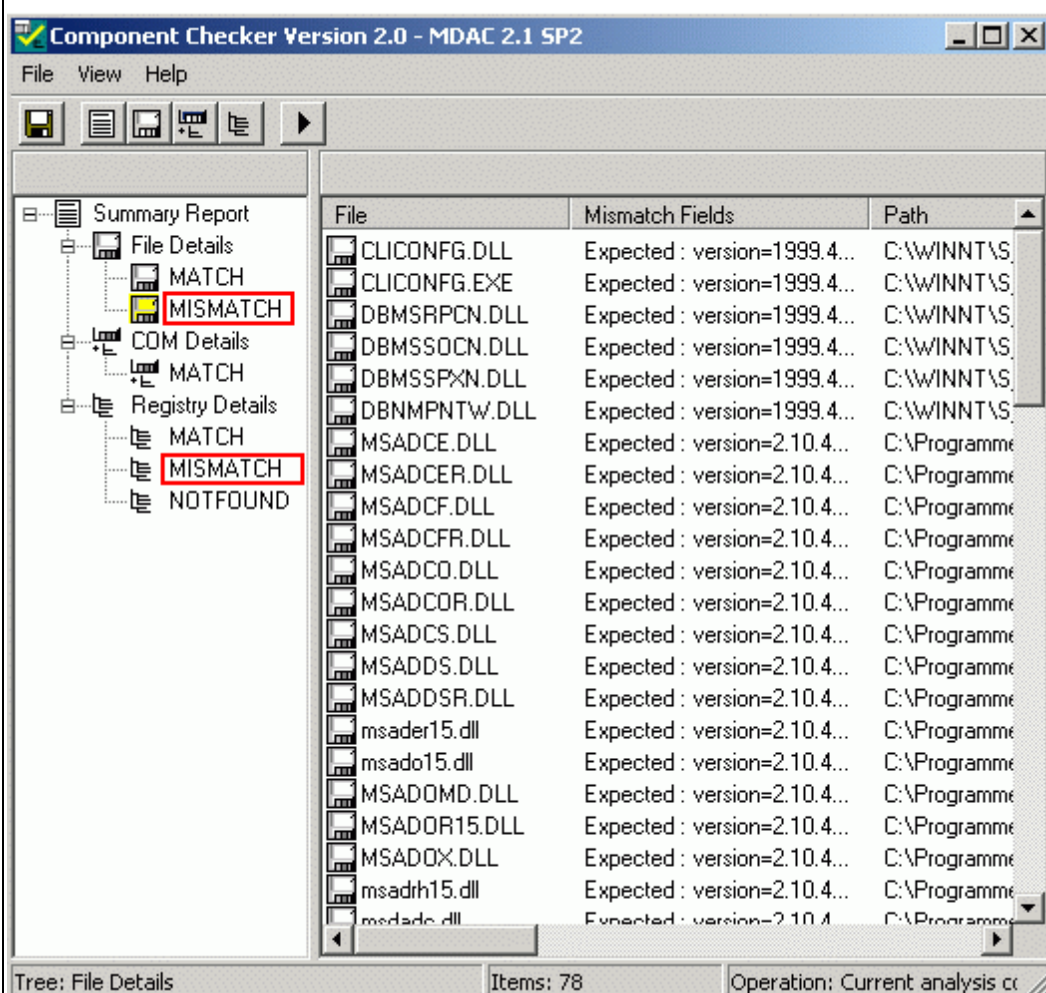
More information on the Microsoft Component Checker is available in the download above. After installing the Component Checker please proceed as follows.

- 4 Start the Component Checker with the application "cc.exe" and in the dialog that opens you select "Perform analysis of your machine and automatically determine the release version". Then acknowledge with "OK".



- 5 In the "Choose Analysis Type" you then select "Perform analysis against a selected version".

	
6	<p>If MDAC is correctly installed and registered there is a MATCH for all three points "File Details", "COM Details" and "Registry Details". If there is a MISMATCH, then MDAC (Microsoft Data Access Component) is not correctly installed or registered.</p>



The screenshot shows the 'Component Checker Version 2.0 - MDAC 2.1 SP2' window. The left pane displays a tree view with 'Summary Report' expanded, showing 'File Details' (MATCH), 'COM Details' (MATCH), and 'Registry Details' (MATCH). The right pane shows a table of files with mismatched fields.

File	Mismatch Fields	Path
CLICONFG.DLL	Expected : version=1999.4...	C:\WINNT\...
CLICONFG.EXE	Expected : version=1999.4...	C:\WINNT\...
DBMSRPCN.DLL	Expected : version=1999.4...	C:\WINNT\...
DBMSSOCN.DLL	Expected : version=1999.4...	C:\WINNT\...
DBMSSPXN.DLL	Expected : version=1999.4...	C:\WINNT\...
DBNMPNTW.DLL	Expected : version=1999.4...	C:\WINNT\...
MSADCE.DLL	Expected : version=2.10.4...	C:\Programme...
MSADCER.DLL	Expected : version=2.10.4...	C:\Programme...
MSADCF.DLL	Expected : version=2.10.4...	C:\Programme...
MSADCFR.DLL	Expected : version=2.10.4...	C:\Programme...
MSADCO.DLL	Expected : version=2.10.4...	C:\Programme...
MSADCOR.DLL	Expected : version=2.10.4...	C:\Programme...
MSADCS.DLL	Expected : version=2.10.4...	C:\Programme...
MSADDS.DLL	Expected : version=2.10.4...	C:\Programme...
MSADDSR.DLL	Expected : version=2.10.4...	C:\Programme...
msader15.dll	Expected : version=2.10.4...	C:\Programme...
msado15.dll	Expected : version=2.10.4...	C:\Programme...
MSADOMD.DLL	Expected : version=2.10.4...	C:\Programme...
MSADOR15.DLL	Expected : version=2.10.4...	C:\Programme...
MSADOX.DLL	Expected : version=2.10.4...	C:\Programme...
msadrh15.dll	Expected : version=2.10.4...	C:\Programme...
msadado.dll	Expected : version=2.10.4...	C:\Programme...

Tree: File Details Items: 78 Operation: Current analysis co...

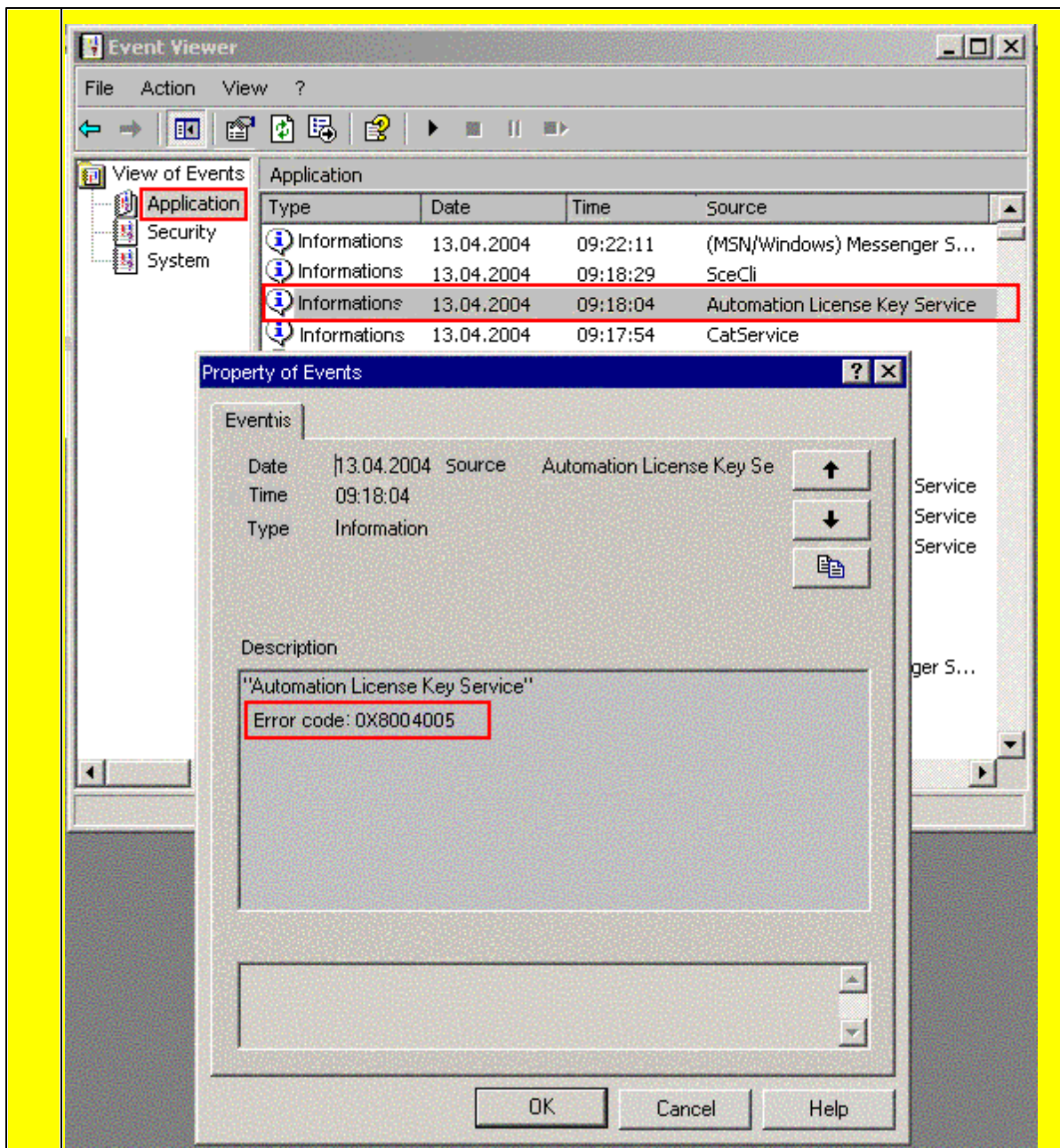
7 We recommend that you install the following Microsoft update on your PC/PG:

<http://www.microsoft.com/downloads/details.aspx?FamilyID=6c050fe3-c795-4b7d-b037-185d0506396c&DisplayLang=de>

The behavior is cleared upon installation of MDAC Update RTM version V2.8. You can then start the Automation License Key Service.

Note:

If the message "No connection to the License Key Handler" appears and the Windows Event Viewer shows the error code "0X8004005", the database might be defective.



8 Please proceed as follows in the case of the error message shown in Fig. 06.

- Uninstall the ALM (Automation License Manager).
- Delete the file "almdb.mdb".
- Reinstall the ALM.

12.6 What options are there for transferring a license key to a PC without floppy disk drive?

Configuration Notes:

For some time now computers have been produced without a floppy disk drive. However, in order to install certain automation software products you need a floppy disk drive to install the license keys supplied on floppy disk.

Using the Automation License Manager you can install the licenses on a PC without floppy disk drive as follows.

Transport Medium	License Key Type	
	Authorization (e.g. STEP 7 V5.2)	License Key (e.g. Floating License Key STEP 7 V5.3)
External floppy disk drive with USB interface	X	X
USB stick as transfer medium from one computer with floppy disk drive to a computer without floppy disk drive	--	X
Second computer with floppy disk drive in the company network and transfer via the network	X ¹⁾	X ¹⁾
Second computer with floppy disk drive and offline transfer (see Help of the Automation License Manager)	X ¹⁾	X ¹⁾

¹⁾ The Automation License Manager must also be installed on both computers.

Note:

You can recognize a License Key in the Automation License Manager by the twenty-digit license number.

An authorization has a ten-digit license number.

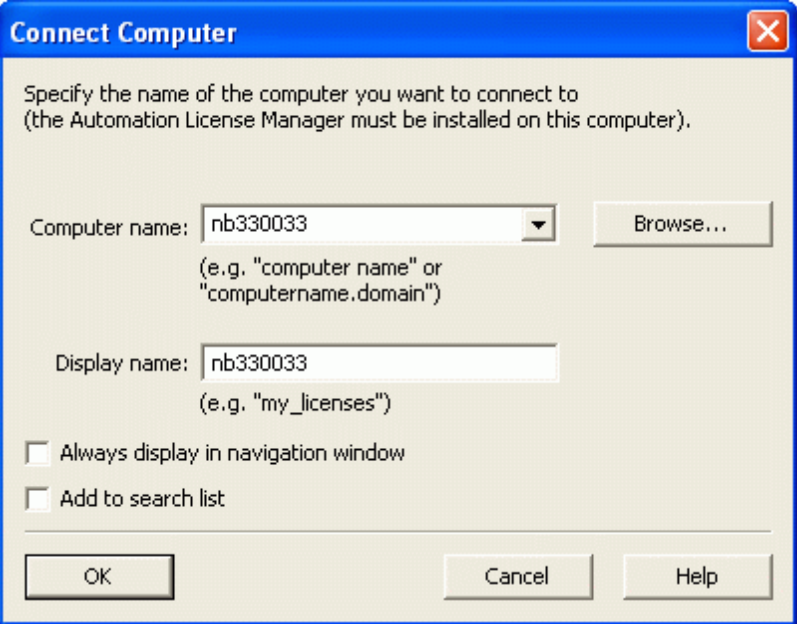
What is the difference between authorizations and license keys?

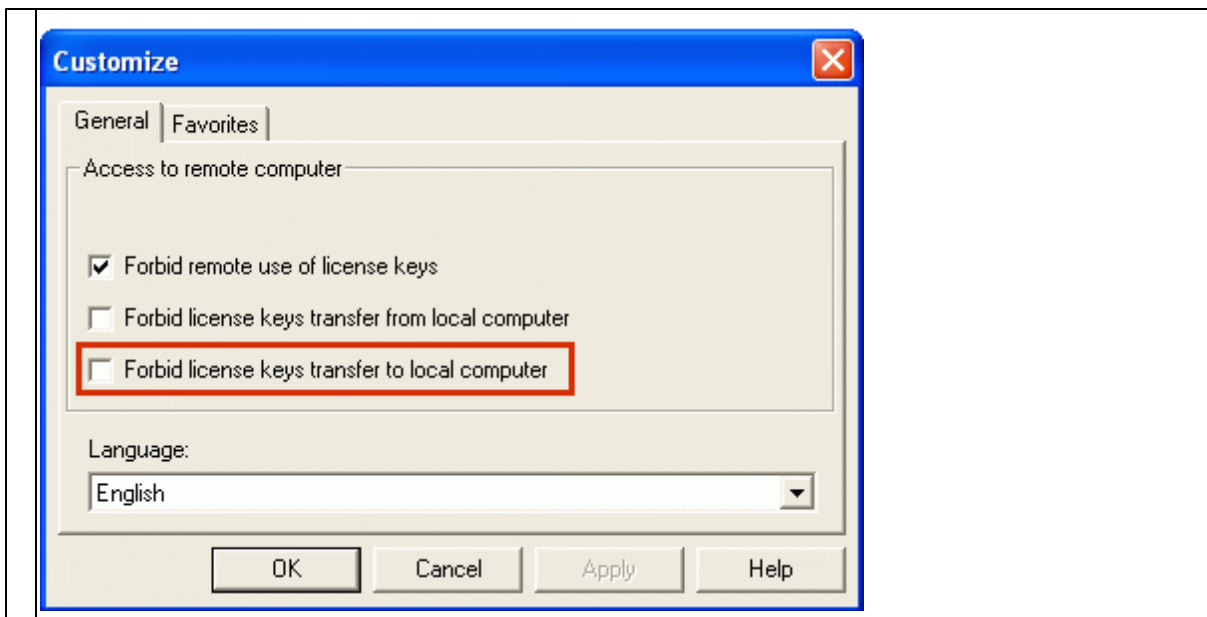
12.7 How can you use license keys that are located on a central computer (server) on a local computer?

<http://support.automation.siemens.com/WW/view/en/23175038>

Instructions:

The table below describes the procedure for using license keys that are located on a server on a local computer.

No.	Procedure
1	The Automation License Manager must be installed on the local computer and on the server.
2	<p>Then in the Automation License Manager on the local computer you must connect the server via the menu command Edit > Connect Computer.</p> 
3	Now you can use the licenses located on the server. If the connection to the server is interrupted, you can continue to work for another 3 hours before the infobox comes about the missing license. The licenses remain on the server.
4	<p>In order to be able to transfer the license keys from the server to the local PC you must clear the setting "Protect local license keys" on the server. You get to the settings via the menu command File > Customize... . Without the license you get the message "Zugriff verweigert / Access denied".</p> <p>WARNING:</p> <p>If this setting is disabled, anyone connected to the server can download the license keys from the server!</p>

**Notes:**

- The SIMATIC Logon tool, which is to be purchased separately, is available for managing the license keys (access rights etc.).
- In the "History" tab of the "Customize" dialog you have a display of the computers that are or were connected to the local Automation License Manager.

12.8 How can you install the Automation License Manager when the installation in Windows 2000 is aborted with the message "Server service not active"?

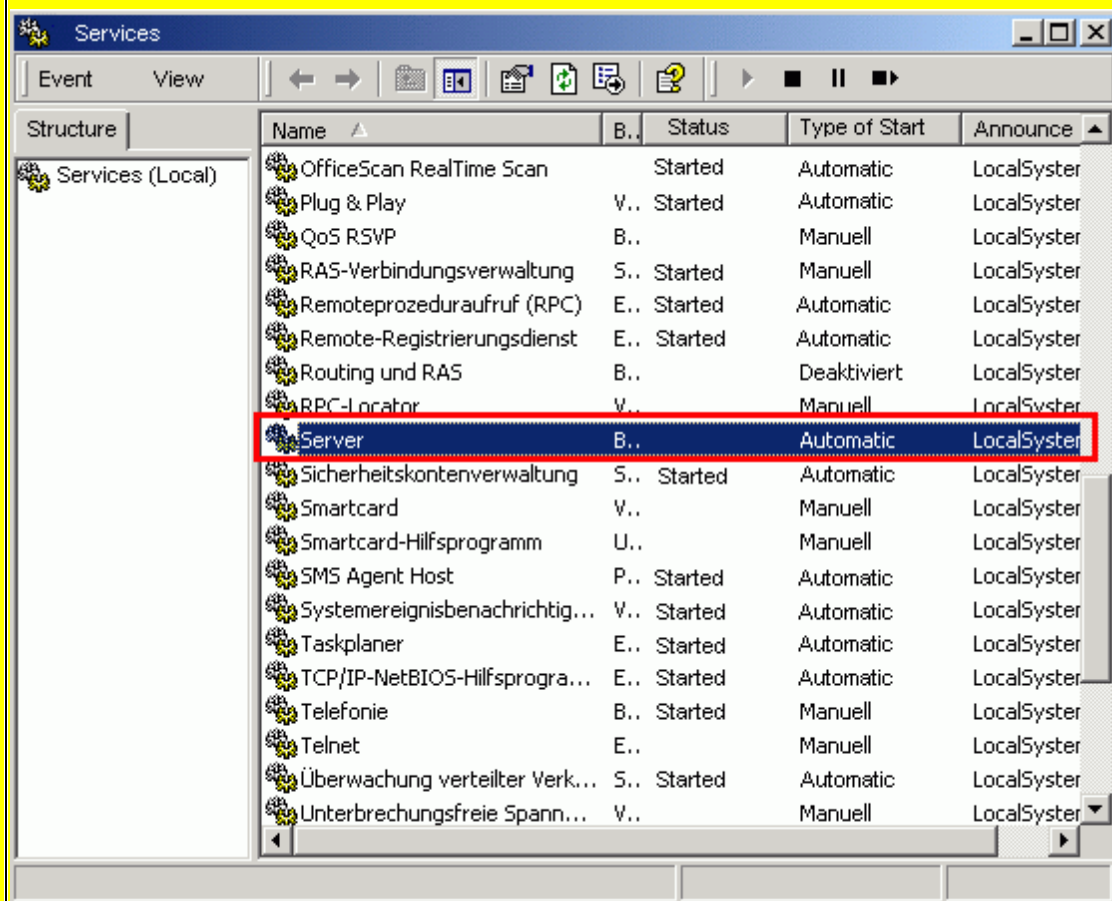
<http://support.automation.siemens.com/WW/view/en/23173182>

Instructions:

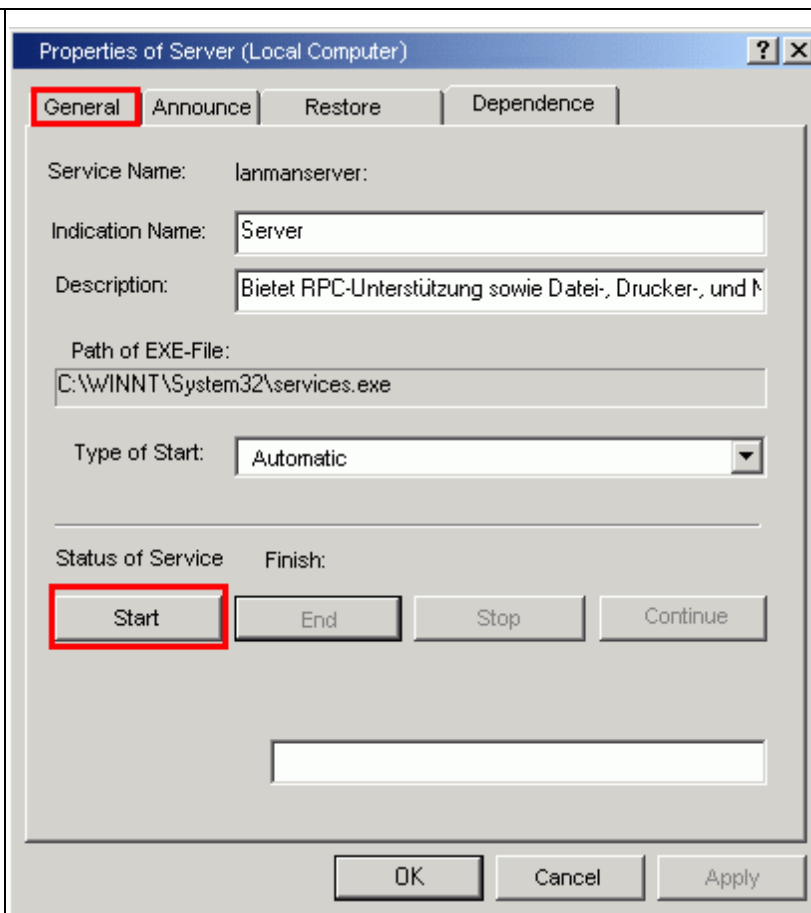
In Windows 2000 check whether the Server service is disabled in the Control Panel. The table below describes how to proceed to enable the Server service. If the Server is only stopped or terminated, then you can install Automation License Manager without any problem.

No.	Procedure
1	In the Control Panel of Windows 2000 open the "Administration" dialog via <ul style="list-style-type: none"> • "Start > Settings > Control Panel > Administration".
2	In the "Administration" dialog you then open "Services". Here, in the "Status" column, you can see whether the Server service is enabled (Status: Started) or not.

- 3 In the "Services" dialog (Fig. 01) you right-click "Server" and in the pop-up menu that opens you select "Properties".



- 4 Go to the "General" tab in the "Properties of Server" dialog that opens and start the Server service. For this you click on the "Start" button.

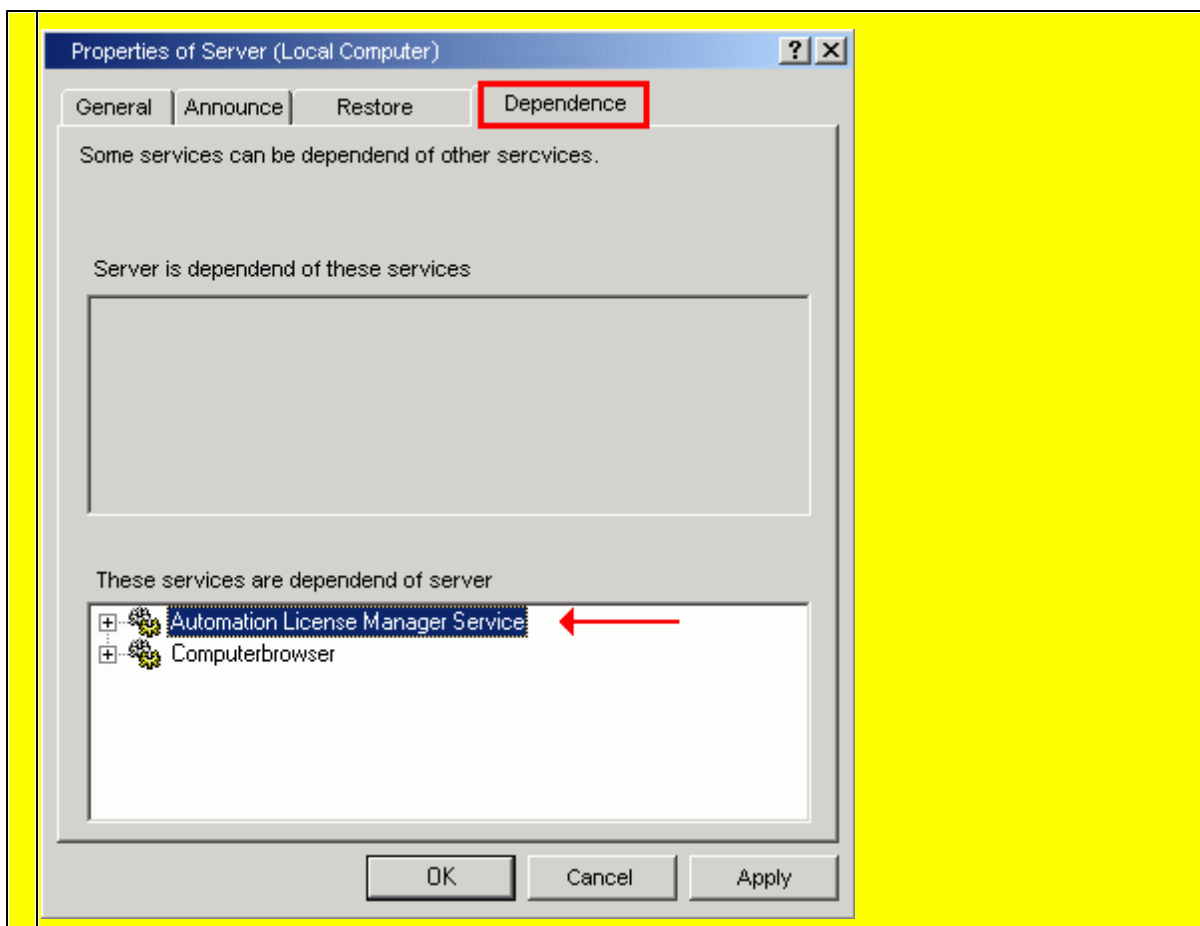


You can only start the Server service if it is not disabled, otherwise the "Start" button is grayed out and cannot be activated. In this case click on the "Continue" button. After continuing or starting the server the status "Started" is displayed for the server in the appropriate line in the "Services" dialog (Fig. 01).

- 5 Close the "Properties of Server" dialog with OK and then you can install the Automation License Manager.

Note:

In the "Properties of Server" dialog, in the "Dependencies" tab, you can see in the bottom pane (Fig. 03) which system components are dependent on the server. Once the Automation License Manager has been installed, this service also appears in the "Dependencies" tab.



These instructions have been created with STEP 7 V5.3.

12.9 Request for recovering authorizations of SIMATIC Industrial Software

<http://support.automation.siemens.com/WW/view/en/23322349>

QUESTION:

Where can I get support for the authorization of SIMATIC Industrial Software?

ANSWER:

Your contact for the Authorization Hotline in your region is:

	Telefon	Fax	email
Europe/Africa	+49 180 5050 222	+49 180 5050 223	adautorisierung@siemens.com
America	Toll Free	+1 423-262-2200	simatic.hotline@sea.siemens.com

	+ 1 800-333-7421 Outside USA +1 423-262-2522		mens.com
Asia/Australia	+86 10 64 757575	+86 10 64 747474	adsupport.asia@siemens.com

In many cases, the authorization of SIMATIC Industrial Software requires a red or yellow authorization diskette. If there is a problem with the authorization, you can call the Authorization Hotline for your region via Technical Support. To avoid unnecessary waiting time for you and our hotline, you can download a **Request form for the restauration of an authorization** and send it to the hotline responsible for your area.

To download the latest version of the authorization software, you can find it under entry-ID: [114358](#).

Request form for recovering authorizations
(selfextracting file)

[AuthSuppB_e.exe](#) (37 KB)

http://support.automation.siemens.com/WW/llisapi.dll/csfetch/772175/AuthSuppB_e.exe

12.10 What is the difference between authorizations and license keys?

What is the difference between authorizations (AuthorsW short keys) and license keys (ALM long keys) ?

<http://support.automation.siemens.com/WW/view/en/19020864>

Configuration Notes:

License keys are the new authorizations as from STEP 7 V5.3. With the new license keys we are implementing a new concept in the licensing of SIMATIC software.

Whereas the authorizations up to and including STEP 7 V5.2 were valid only for a specific version of the software, the license keys as from STEP 7 V5.3 are automatically also valid for the earlier versions of the same software.

This validity however is restricted only to the programs that are licensed with the license keys.

For programs licensed with an authorization only the authorization valid for the version continues to be valid.

Another new feature is that license keys can be stored on a network driver and can then be used by various computers (floating license).

The options that the SIMATIC world makes available to you with this type of licensing are described in Entry ID [19021092](#).

You can tell from the license number whether a program is protected by an authorization or by a license key. The license number is shown in the Automation License Manager (ALM).

An authorization license number has ten digits, a license key license number has twenty digits.

Whereas there were earlier only authorizations and emergency authorizations, there are now the following different types of license keys.

Notes on authorizations (AuthorsW short keys):

Authorizations can only be saved and repaired on the original yellow or red floppy disks and installation is only possible on internal hard disk drives and partitions or network drives, but not on USB sticks. To ensure working with the associated software the authorization must be available locally on the hard disk on which the software is installed. Authorizations cannot be transferred via the Internet nor installed on USB hard disks.

Notes on license keys (ALM long keys):

License keys cannot be restored on the floppy disks on which they were supplied, but can only be repaired on the PC/PG on which they are actually located. There is no longer an emergency authorization on floppy disk for license keys, because the software is always runnable if a valid license key has already been installed. So if there is a defective license key on the hard disk, working with the software is only interrupted at regular intervals with a message informing you that there is no valid license key available. As from ALM V1.1 SP1 you can also store license keys on USB sticks. A Trial License Key is installed from the CD. It can be activated via the actual SIMATIC application once for 14 days and is for evaluation purposes. You cannot restore or move the Trial License Key.

Software products that are released for utilization with license keys can also use newer license keys. More information on this is also available in the Online Help of the Automation License Manager under

- Notes on utilizing "older" software versions.

See also: Type of key

12.11 STEP 7 V5.3 - User authorization by the Automation License Manager

<http://support.automation.siemens.com/WW/view/en/23174056>

QUESTION:

What do I have to take into consideration when using the STEP 7-Programming software in connection with the new Automation License Manager?

ANSWER:

To use the STEP 7-Programming software, a product-specific License Key (User authorization) is required whose installation is executed as per STEP 7 V5.3 by means of the Automation License Manager. The Automation License Manager is a Software-Product of the SIEMENS AG. It is used between various systems to handle the License Keys (technical representatives of Licenses). The Automation License Manager can be found:

- on the installation medium of the corresponding Software Product, for which a License Key is required
or
- on a separate installation medium.

The Automation License Manager includes an Online-Help allowing you to call it context-related via the F1-key or via the menu task **Help > Help on License Manager** after its installation. By means of that help you obtain detailed information regarding functionality and handling of the Automation License Manager.

Licenses

To use license-protected program packages of STEP 7, licenses are required. A license serves as legal title to use products. The representatives of this title are as follows:

- the CoL (Certificate of License) and
- the License Key.

Certificate of License (CoL)

The "Certificate of License" that is co-supplied along with the product itself, is the legal evidence of the title of use. The according product may only be used by the owner of CoL or authorized persons.

License Keys

The License Key is the technical representative of a license (electronic License stamp).

For every type of Software that is subject to a protected license, a license key is assigned by the SIEMENS AG. Only if the existence of a valid license has been located on the PC after the startup of the Software, the corresponding Software can be used according to the interrelated terms of licenses and use.

Notes:

To get a brief overview about its user surface and function range of the STEP 7 Basis Software, you can work without License Key. However, the unlimited use in terms of the legal situation of licenses (agreements) is only permitted and possible with an installed License Key. If no valid License key is

installed for STEP 7 V5.3, a Trial License Key is used that is supplied by default and installed with STEP 7. However, STEP 7 can only be used for 14 days with this License Key. During the first startup of STEP 7, the Trial License is activated without a valid License key. The system regularly asks you to do the installation.

License Keys can be saved and transferred between the single storage media:

- on License Key-floppies,
- on local Harddrive memory
- and on harddrive memories of PCs located in the Network.

If Software-Products are installed for which no license key is available you can assess the license key requirement und order the necessary licenses.

More information about the handling of License Keys can be obtained in the Online-Help for the Automation License Manager.

License-Types

For Software-Products of the SIEMENS AG, it is differentiated between the following user-oriented License-types. The behaviour of the Software is controlled by the different license keys for all license types. The mode of use results from the corresponding Certificate of License.

License-Type	Description
Single License	The use of the Software is unlimited in terms of time on an arbitrary PC.
Floating License	Unlimited in terms of time, refers to the use of a related user right ("remote" use) of a Software.
Trial License	The use of Software is limited: Refers to a validity of maximal 14 days from the moment of the first start, the use for test and validation purposes (exclusion of liability).
Upgrade License	For an Upgrade, specific requirements of the system status may be necessary: By means of an Upgrade license, a license of an "Old-"Version x can be converted into a Version >x+... . An Upgrade may be required by e.g. an extension of the quantity structure.

12.12 Difference between ALM and SIMATIC Logon

<http://support.automation.siemens.com/WW/view/en/22814523>

QUESTION:

What are the differences between the Automation License Manager (ALM) and SIMATIC Logon?

ANSWER:

The Automation License Manager is the tool supplied for STEP 7 V5.3 for managing the License Keys in STEP 7. The use of SIMATIC Logon requires a fee. It provides user administration for both the SIMATIC Software and the License Keys. The following brief description of the functions shows the differences between both programs.

Automation License Manager V1.0

- Transfer of License Keys to the local hard disc.
- Transfer of License Keys via network PC (ALM must be installed on the server).

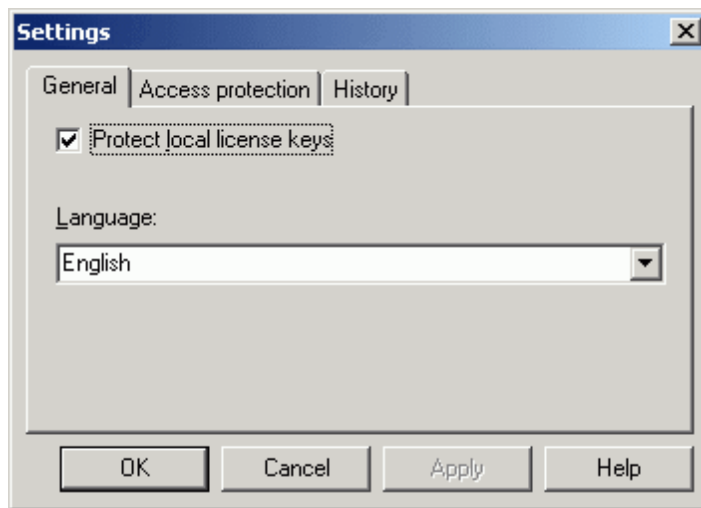


Fig. 1: Settings of ALM V1.0

Automation License Manager V1.1

- Transfer of License Keys to the local hard disc.
- Transfer of License Keys to a network PC (ALM must be installed on the server).
- Use of License Keys on a network PC (ALM must be installed on the server).

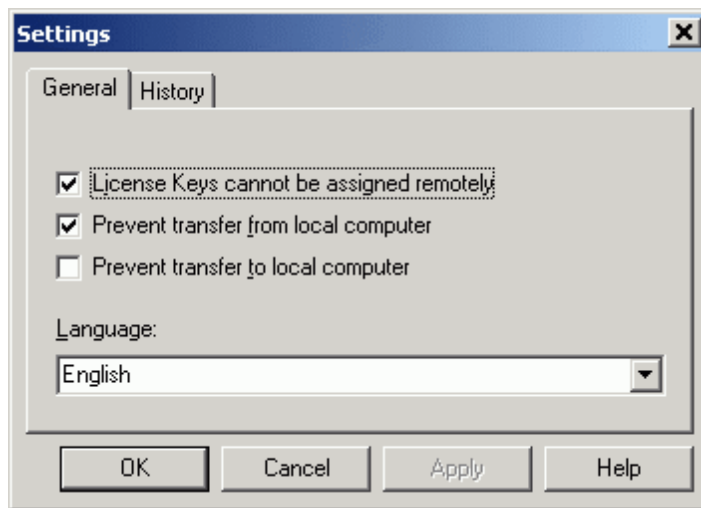


Fig. 2: Settings of ALM V1.1

SIMATIC Logon

SIMATIC Logon is a software-package that assigns authorizations for SIMATIC applications and facility areas. It includes following components:

- **SIMATIC Logon Service**
The basis package with central access protection for SIMATIC applications and plant areas.
 - **SIMATIC Logon Service STEP 7.**
An option package for embedding SIMATIC Logon Service into the SIMATIC Manager.
 - **SIMATIC Logon Admin Tool - permits tasks administration.**
An option package that facilitates the assignment of authorizations (Windows-Groups, function-related rights , ...) for the tasks of an application (SIMATIC BATCH, WinCC, ...)
- The access protection can be started by logging into the Logon-feature (keyboard), via a chip card-reader or via other devices.

Note:

Using the option packages requires the installation of the basic package.

12.13 STEP 7 V5.3 - notes on using STEP 7 License Keys

QUESTION:

What should you watch out for when installing, deinstalling, restoring and upgrading License Keys?

ANSWER:

Rules:

- **Before** formatting, compressing or restoring the drive or **before** installing a new operating system, you must transfer the License Keys from the hard disk back onto the License Key floppy disk.
- If a backup of the hard disk includes a copy of a License Key, there is a risk of overwriting and thus destroying the still valid License Keys when you reload the backup data. To avoid this either you have to remove the License Keys before making the backup copy or exclude them from the backup.
- If you are using a hard disk optimizing program that can move fixed blocks, then you must save any License Keys **beforehand** on the License Key floppy disk.
- Due to the License Keys a cluster is created on the target drive, which might be marked as "defective". You must not "repair" this cluster.
- You can copy files on the License Key floppy disk. However, you cannot use these copies to transfer License Keys. You need the original License Key floppy disk for that.
- When you install the License Keys, the data is stored in the "AX NF ZZ" directory on your hard disk. You must not change the attributes, move the folder nor delete the files.
- You can no longer deinstall defective License Keys using the Automation License Manager. This might block the installation of new License Keys.

How do you transfer License Keys?

When installing STEP 7, the License Key required is transferred automatically to the hard disk if the correct License Key floppy disk has been inserted. If you do not insert any or the incorrect License Key floppy disk, you are prompted accordingly to insert the correct License Key floppy disk.

Procedure:

- Insert the appropriate License Key floppy disk when requested to do so.
- Acknowledge the request.
- The License Key is transferred to a physical drive.

If the transfer of the License Key is to be made later, then proceed as follows:

- Insert the License Key floppy disk in the appropriate floppy disk drive.
- Open the "Automation License Manager" program via the Windows Start menu **Start > Simatic > License Management > Automation License Manager**.
- Select the floppy disk drive on which your License Keys are located.

- Select the License Keys you want to transfer and drag-and-drop them onto the target drive.
- The License Keys have now been transferred.

Note:

To transfer License Keys you need all access rights to the source drive and the target drive.

Upgrading a License Key or an "old authorization":**Requirement:**

- The Automation License Manager must be installed.
- Old License Key -> New License Key
You require
 - the CoL (Certificate of License) and the License Key of the older version
and
 - the CoL (Certificate of License) and the Upgrade License Key of the target version
- Old authorization -> New License Key
You require
 - the old authorization
and
 - the CoL (Certificate of License) and the Upgrade License Key of the target version
- Old authorization -> New authorization
You require
 - the old authorization
and
 - the CoL (Certificate of License) and the Upgrade Authorization of the target
version

Procedure:

The following steps show how to upgrade a License Key and an authorization. The steps are the same for a License Key and an authorization. The example is the text for a License Key.

1. Select the view via **View > Administration**.
2. Transfer the License Keys of the previous version and the Upgrade License Keys to the hard disk on which you wish to do the upgrade.

3. In the navigation area in which the License Key is located select the storage location for which the upgrade is to be made (previous version).
4. In the object area select the License Key for which the upgrade is to be made.
5. Execute the following menu command: **License Key > Upgrade**.

Result:

Upgrade is made.

Notes:

- If there is only one option for upgrading, the upgrade is made without any more displays or requests.
- If there are multiple options for upgrading, the "License Key Upgrade" dialog opens. In this you select the upgrade to be made and then click on the "Upgrade" button.

Restoring License Keys

If a License Key is defective, please contact our licensing hotline:

	Telephone	Fax	E-mail
Europe/Africa	+49 180 5050 222	+49 180 5050 223	adautorisierung@siemens.com
America	+1 423 262-2522	+1 423 262-2289	simatic.hotline@sea.siemens.com
Asia/Australia	+86 1064 757 575	+86 1064 747 474	adsupport.asia@siemens.com

You might possibly be able to "repair" a defective License Key with the menu command **License Key > Restore**. Use this menu item to restore defective License Keys. You may only use this function in agreement with the licensing hotline. Generally you do not need this function.

You are in permanent telephone contact with the hotline during the whole restore procedure.

When you call the hotline, please make sure that you have the following information at hand:

Licensing: name of the License Key

Query code: the code that you have to give to the licensing hotline

You then receive an enabling code from the licensing hotline:

- Enter this enabling code and then press **OK** to run the "Restore" function or
- Click on **Cancel** if the License Key is not to be restored.

Deinstalling License Keys

If you want to format a hard disk on which there are the License Keys, then deinstall the License Keys **beforehand**. To do this you transfer the License Keys from the hard disk back onto the

floppy disk. You can also transfer all the License Keys of the options packages onto this floppy disk.

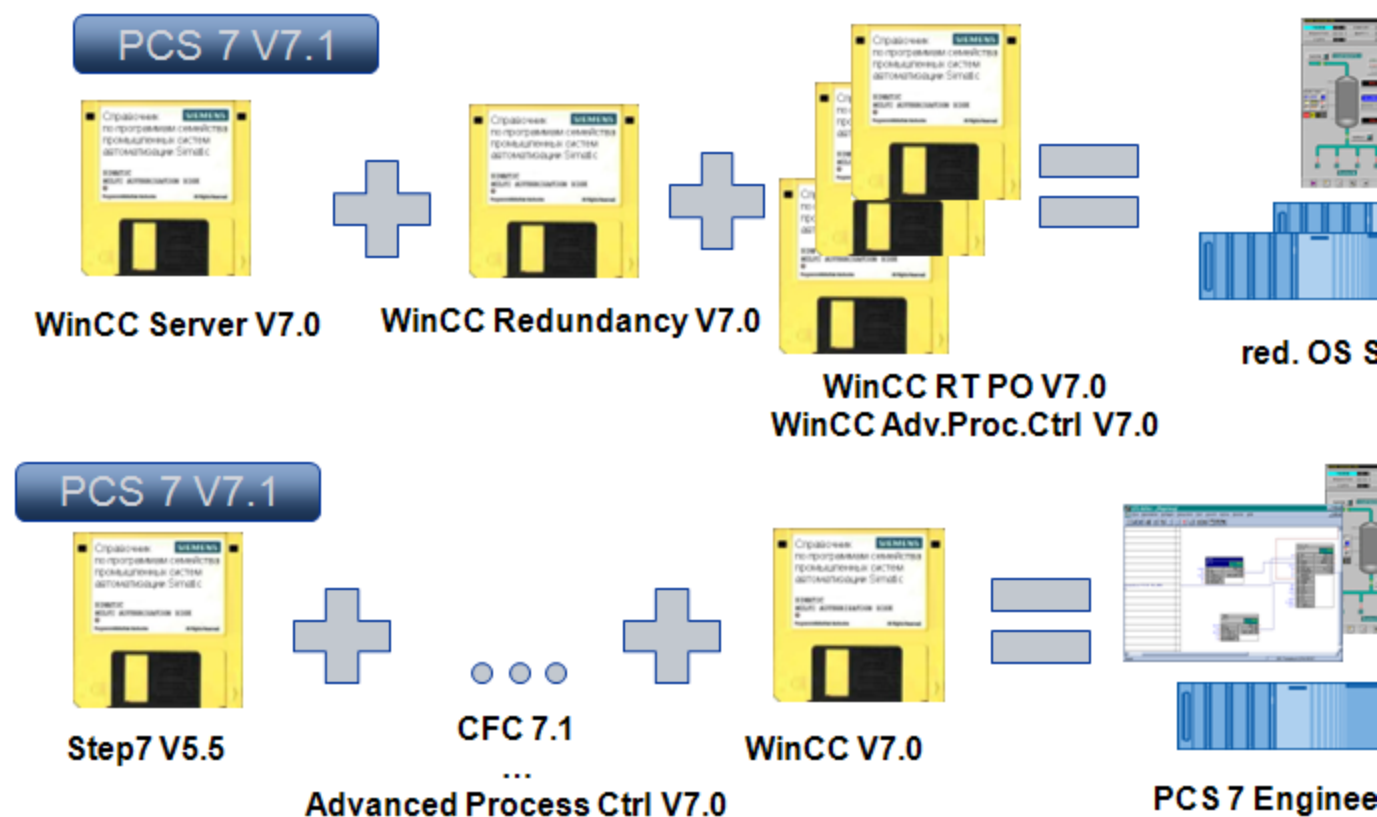
Procedure:

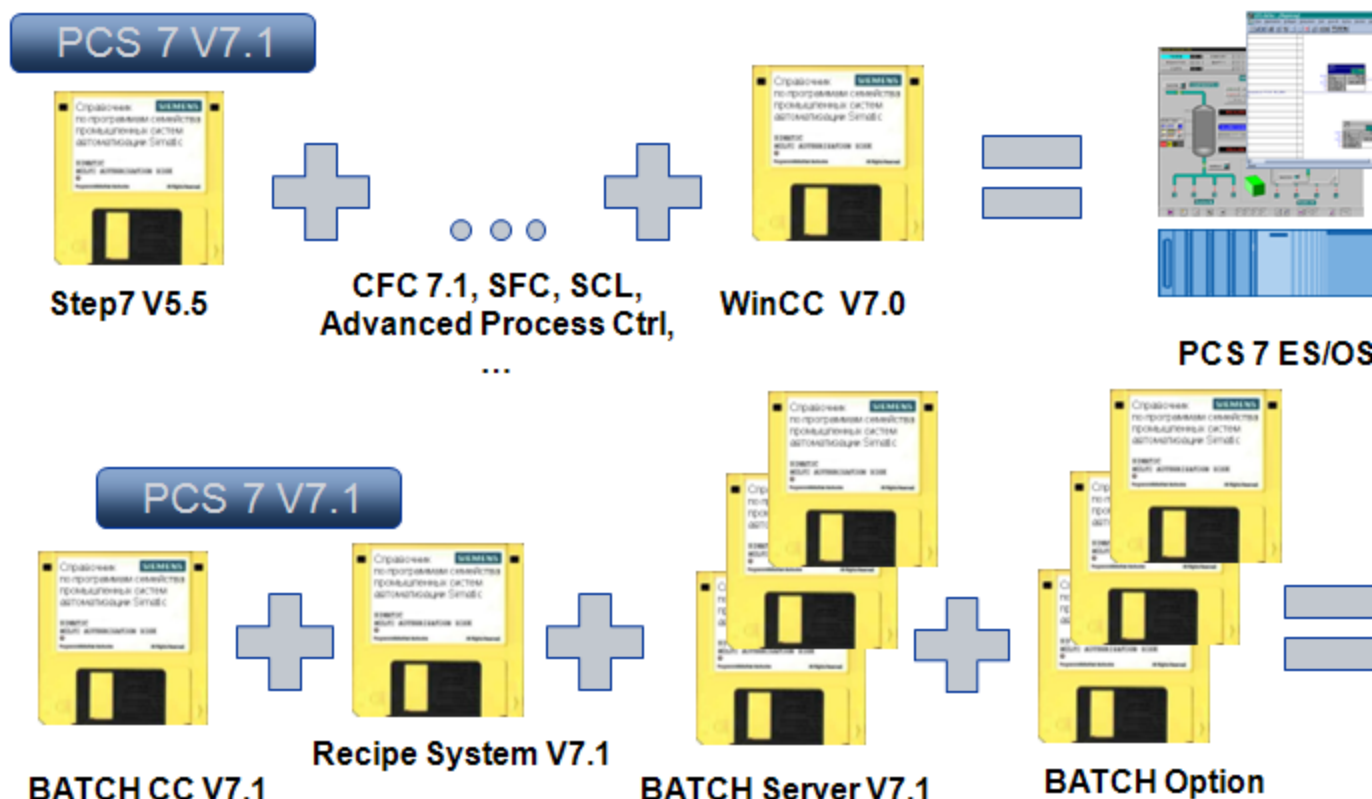
- Insert the License Key floppy disk into the appropriate floppy disk drive.
- Open the "Automation License Manager" program via the Windows Start menu **Start > Simatic > License Management > Automation License Manager**.
- Select the drive on which your License Keys are located.
- Select all the License Keys and drag-and-drop them onto the target drive.
- The License Keys are then transferred.

Note:

The License Keys can also be transferred to other hard disks or network drives.



12.14 License concept PCS 7 V7






12.15 License concept PCS 7 V8.0

- All volume licenses are count relevant licenses
- All count relevant license keys are without version label (SIFCY****9999*.EKB)
- Number of license keys has been reduced significantly (licenses with the name „Upgrade Dump“)
- Assignment of license key to product considerably improved
- Simplification/cleaning up of the license packages (AS = Step7/CFC/WinCC in licence package)
- No more power packs in PCS 7 V8.0
- Reduction of the number of licenses for future updates : to >> V8.0





ES
unlimited

Status	Family	Product	Version	Number of license ...	Standard licens
→	SIMATIC PCS 7	AS Engineering	8.0	1	Floating
—	SIMATIC PCS 7	AS RT PO	-	1	Floating
—	SIMATIC PCS 7	BCE	8.0	1	Floating
—	SIMATIC PCS 7	IEAPO	8.0	1	Floating
—	SIMATIC PCS 7	Maintenance ES	8.0	1	Floating
—	SIMATIC PCS 7	OS Engineering	8.0	1	Floating
—	SIMATIC PCS 7	Version Trail	8.0	1	Floating

OS Server
redundant

Status	Family	Product	Version	Number of license keys	Standard licens
→	SIMATIC PCS 7	BCE	8.0	1	Floating
—	SIMATIC PCS 7	OS RT PO	-	1	Single
—	SIMATIC PCS 7	OS Server Redundancy	8.0	1	Single
—	SIMATIC HMI	WinCC Archive	-	1	Single

OS client

Status	Family	Product	Version	Number of license keys	Standard li
—	SIMATIC PCS 7	OS Client	8.0	1	Floating
—	SIMATIC PCS 7	SFC-Visualization	8.0	1	Floating

Top Level Intro

This page is printed before a new
top-level chapter starts

Part



XIII

13 Plugin for Total Commander

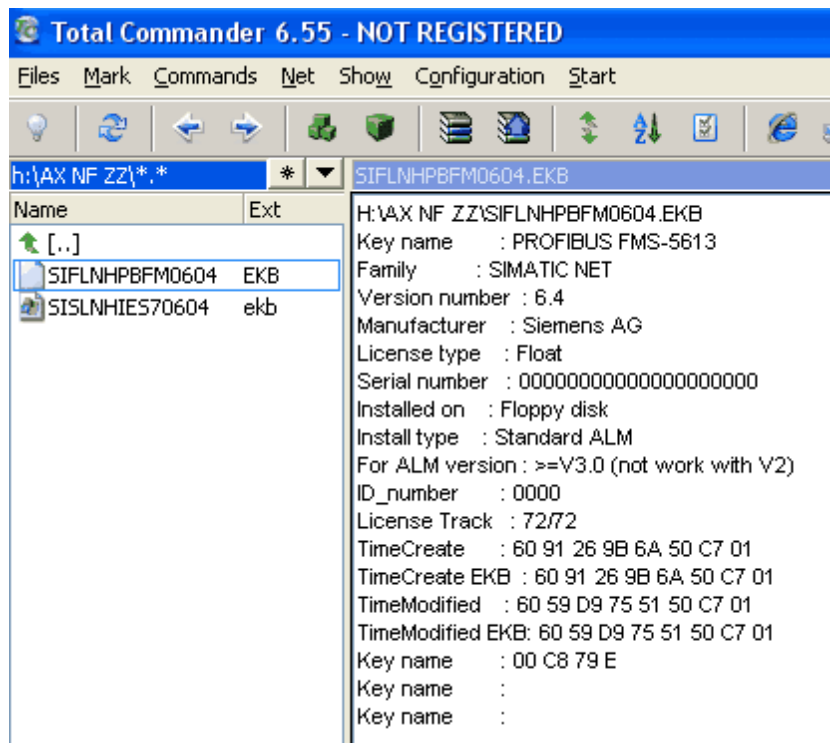
Plugin for view simatic keys in Total Commander. Add suport ALM3 keys.

TotalCommander

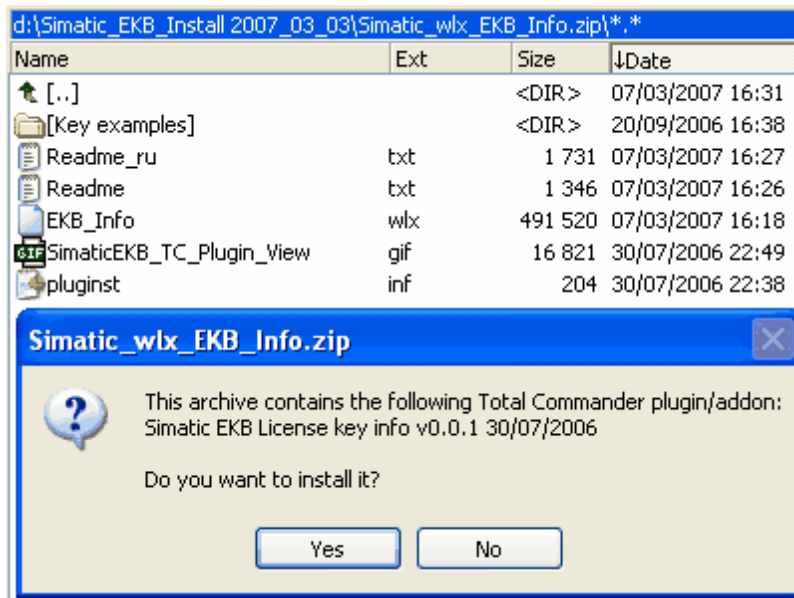
F3

ALM3

[Simatic_wlx_EKB_Info.zip](#)



When open archive plugin will be install



Total Commander's Web Site

<http://www.ghisler.com/>

Useful Total Commander Add-ons

<http://www.ghisler.com/addons.htm>

or Total Commander Plus with plugins from www.samlab.ws

http://download.samlab.ws/tcpp/total_commander_powerpack_russian_pro.zip

Top Level Intro

This page is printed before a new
top-level chapter starts

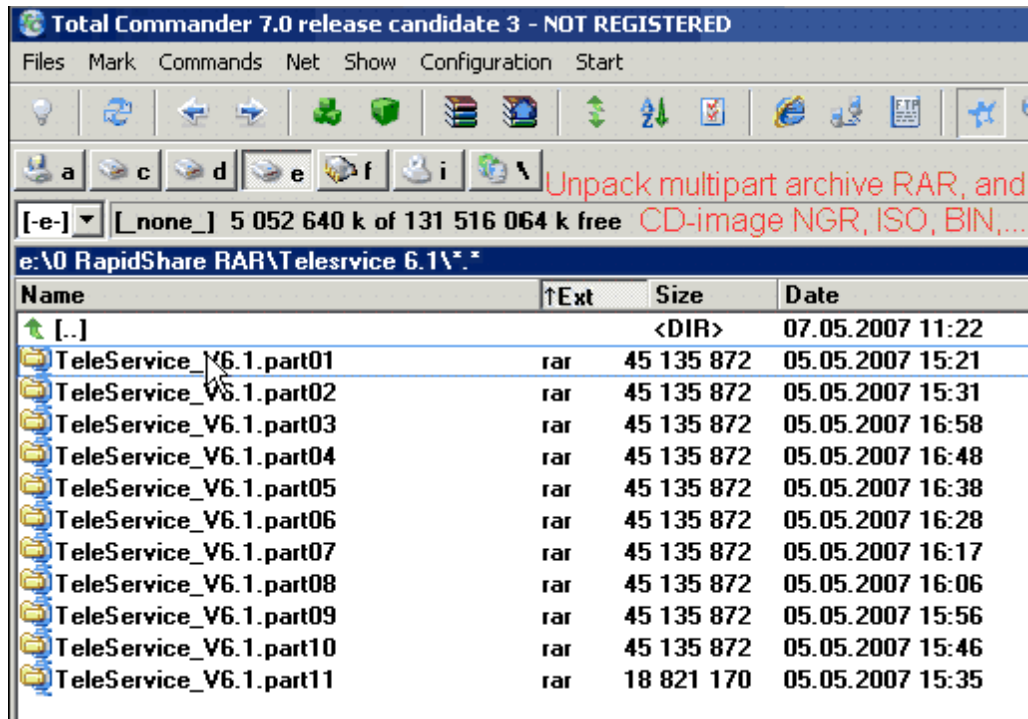
Part



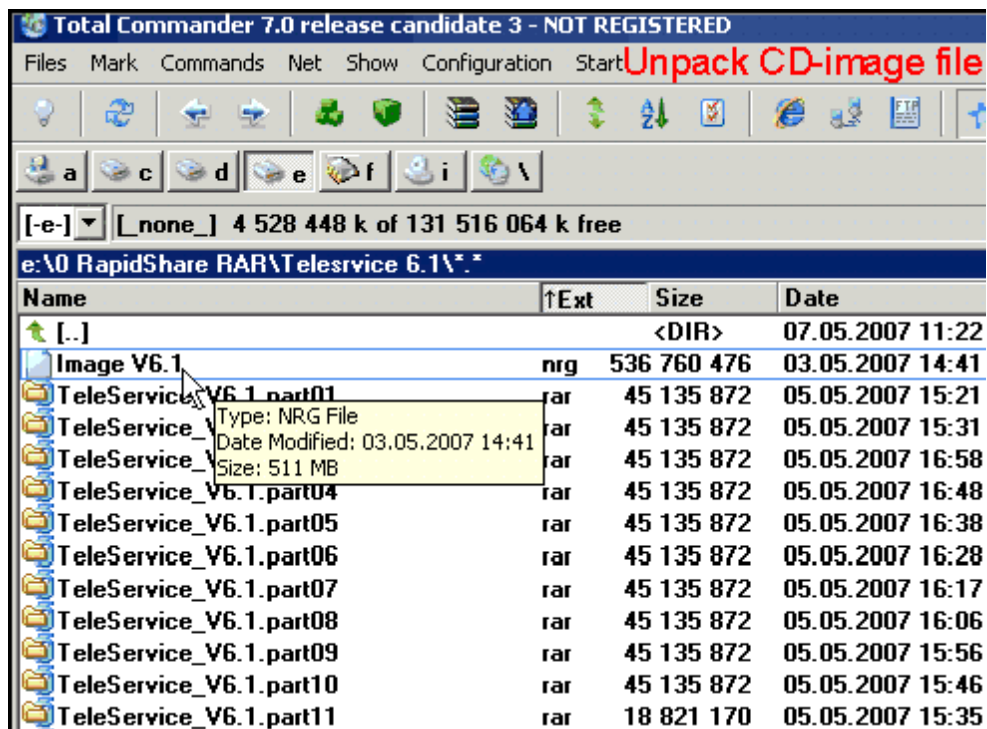
14 How unpack files

I use Total Commander Plus with plugins from www.samlab.ws
http://download.samlab.ws/tcpp/total_commander_powerpack_russian_pro.zip

Unpack multipart RAR archive



Unpack CD-image NRG, ISO, BIN to hard disk folder.



Total Commander's Web Site

<http://www.ghisler.com/>

Useful Total Commander Add-ons

<http://www.ghisler.com/addons.htm>

Top Level Intro

This page is printed before a new
top-level chapter starts

Part



15 About <http://plcforum.uz.ua>

<http://plcforum.uz.ua>

```
=====NEWS =====
19 Mar 2010 12:53
plc.net.ru was closed by hoster, so we had to move to new domain ==> Currently it is http://
plcforum.uz.ua in test mode (possible SQL problems)
- http://plcforum.uz.ua (
SQL )
```

```
===== OLD INFORMATION =====
15 Mar 2010 http://PLC.NET.RU closed by hoster
wait new name
```

use torrents links <http://rutracker.org/forum/viewforum.php?f=1192>

today (2012) is the FALSE site - the name of the website plc.net.ru is stolen from us

plc.net.ru , -

15.1 About closed plc.net.ru

today (2012) is FALSE site - name of the website plc.net.ru is stolen from us
19/03/2010 reopened forum with links <http://www.plcforum.uz.ua>

perhaps we will change the name of the forum from UZ.UA
if this happens, then you can learn a new name on the forum <http://rutracker.org/forum/viewforum.php?f=1192>

plc.net.ru , -

```
=====NEWS =====
19 Mar 2010 12:53
- http://plcforum.uz.ua (
SQL )
```

```
===== OLD INFORMATION =====
15 Mar 2010 http://PLC.NET.RU closed by hoster
http://PLC.NET.RU (ex simatic.net.ru)
```

<http://rutracker.org/forum/viewforum.php?f=1192>

:

(ANTI-PIRACY)

plc.net.ru

PLC-ANALYZER pro 5 ,

- / - , , .
 , 15.03.2010 17:00
 .
 :
 . /
 . PLC-ANALYZER pro 5
 . / ,
 .
 .
 ...
 ANAGER ANTI-PIRACY DEPARTMENT

 AUTEM GmbH
 Dithmarscher Straße 29
 D-26723 Emden / Germany
 Phone +49 (0)4921/9610-40
 Fax +49 (0)4921/9610-96
 eMail at @autem.de
 www.autem.de
 - () - , " (!?)

15.2 About closed SIMATIC.net.ru

simatic.net.ru is closed by hoster 22/01/2007 ()

http://plc.net.ru is closed by hoster 2010/03/15 (15/03/2010, - plc.net.ru)

Currently it is <http://plcforum.uz.ua>
<http://rutracker.org/forum/viewforum.php?f=1192>

to send keys plcsim@mail.ru
 to send links plcnetru@mail.ru

<http://plc.net.ru>

Unofficial site for Siemens PLC

Forum

simatic (International User Forum)

[SIMATIC Automation systems](#)

SIMATIC S7-300/-400

[SIMATIC HMI](#)

PP/OP/TP/TD/MP,
WinCC

ProTool/WinCC flexible, SCADA

[samples](#)

[about forum](#)

[offtopic](#)

[JOB](#)

Russian User Forum ()

[Simatic](#)

[HMI](#)

other PLC (International User Forum)

[other PLC](#)

[OMRON](#)

[Allen-Bradley](#)

Top Level Intro

This page is printed before a new
top-level chapter starts

Part



16 Premium Studio DVD

Premium Studio DVD English
Russian Description -
Premium Studio DVD Deutsch
Premium Studio DVD Francais

I recommend to buy from Siemens **Premium Studio 2009** for 90 euros for acquaintance with Simatic programs:

<http://support.automation.siemens.com/WW/view/de/31498142>

Premium Studio 2009 provides you with the most important software packages for engineering and runtime for SIMATIC S7/C7, SIMATIC HMI, SIMATIC NET, SINUMERIK and SIMOTION on three data carriers (DVDs). The user can select general settings (e.g. languages for installation, installation path, etc.) and the required software packages via a specially developed SETUP.

The installation is then performed automatically (silent), i.e. no further user activities are required.

The use of Premium Studio for installation and maintenance of the software packages will provide a significant saving of time and money.

No licenses are included with Premium Studio.

For productive operation of the installed software products the user can either use existing licenses of the version in question or he must purchase new licenses. Premium Studio 2008 SE is now available for delivery.

The scope of delivery of Premium Studio 2008 SE includes 3 single-sided dual layer DVD-R discs with large storage capacity (8.5GB) DVDs.

SIMATIC STEP 7 V5.4 SP4
SIMATIC STEP 7 for SINUMERIK Hardware V5.4 SP2
SIMATIC S7-GRAPH V5.3 SP6
SIMATIC S7-PDIAG V5.3 SP2
SIMATIC S7-HIGRAPH V5.3 SP1
SIMATIC S7-SCL V5.3 SP5
SIMATIC S7-PLCSIM V5.4 SP2
SIMATIC S7 Distributed Safety Programming V5.4 SP4
SIMATIC S7 F Configuration Pack V5.5 SP4
SIMATIC D7-SYS V7.0
SIMATIC CFC V7.0 SP1
SIMATIC Version Cross Manager V7.0 SP1
SIMATIC Version Trail V7.0 SP1
SIMATIC Logon V1.4 SP1
SINUMERIK Toolbox 810D/840D Add-on for STEP 7 V5.4.4
SIMATIC iMap V3.0 SP1
SIMATIC iMap STEP 7 Add-on V3.0 SP4
SIMATIC Standard PID Control Config. SW V5.2
SIMATIC Standard PID Control FB V5.2

SIMATIC Modular PID Control Config. SW V5.1
SIMATIC Modular PID Control FB V5.1
SIMATIC PID Self Tuner V5.1
SIMATIC Maintenance Station 2007 SP3

WinAC RTX 2008
SIMATIC Teleservice 7/2008 (V6.1 incl. SP2)
SIMATIC WinCC V7.0
SIMATIC WinCC ProAgent V6.0 SP4
SIMATIC WinCC Web Navigator V7.0
SIMATIC WinCC Dat@Monitor V7.0
SIMATIC WinCC Connectivity Pack V7.0
WinCC flexible 2008

SIMATIC NET PC-Products 2007
SINEMA E 2006 SP3
A&D Data Management Agent V1.2
A&D Data Management Client V6.1
Drive ES Basic V5.4 SP2
SINUMERIK HMI configuring package WinCC flexible 2008
HMI Advanced V07.03.02.00 X
TRANSLINE 2000 HMI Pro CS V07.02.00.00
TRANSLINE 2000 HMI Pro RT V07.02.00.01
SIMATIC PDM V6.0 SP4
SIMOTION Scout V4.1.1.6
SIMATIC S7 Technology (T-Config) V4.1
SIMATIC RFID Systems V1.3 SP3
SIMATIC RF-MANAGER 2008
SIRIUS Motor Starter ES 2007 SP1
SIRIUS Soft Starter ES 2007 SP1
SIRIUS SIMOCODE ES 2007 SP1
SIRIUS Modular Safety System ES 2008
Automation License Manager V4.0

torrent link

<http://rutracker.org/forum/viewtopic.php?t=2060069>

16.1 English

I recommend to buy from Siemens **Premium Studio 2009** for 90 euros for acquaintance with Simatic programs:

<http://support.automation.siemens.com/WW/view/de/31498142>

Premium Studio 2009 provides you with the most important software packages for engineering and runtime for SIMATIC S7/C7, SIMATIC HMI, SIMATIC NET, SINUMERIK and SIMOTION on three data carriers (DVDs). The user can select general settings (e.g. languages for installation, installation path, etc.) and the required software packages via a specially developed SETUP.

The user can select general settings (e.g. languages for installation, installation path, etc.) and the required software packages via a specially developed SETUP.

The installation is then performed automatically (silent), i.e. no further activities by the user are

necessary.

The use of Premium Studio thus results in a significant time and cost saving for installation and maintenance of the software packages.

No licenses are included with Premium Studio (* but you can activate trial keys for 14 days).

For productive operation the user must either use existing licenses of the version in question or he must purchase new licenses.

! PS2009 is the last edition - wait equal TIA Portal Professional

torrent link

<http://rutracker.org/forum/viewtopic.php?t=2060069>

16.2 Russian

<http://support.automation.siemens.com/WW/view/de/31498142>

Premium Studio 2009

SIMATIC S7/C7, SIMATIC HMI, SIMATIC NET, SINUMERIK
SIMOTION - 8Gb DVD.

(*,
14).

90

Premium Studio 2009

torrent link

<http://rutracker.org/forum/viewtopic.php?t=2060069>

Premium Studio
TIA Portal Professional.

16.3 Deutsch

<http://support.automation.siemens.com/WW/view/de/31498142>

Premium Studio 2009 bietet die wichtigsten Software-Pakete für Engineering und Runtime zu den Systemen SIMATIC S7/C7, SIMATIC HMI, SIMATIC NET, SINUMERIK und SIMOTION auf 3 Datenträgern (3 * 8Gb DVD) an. Dabei kann der Anwender allgemeine Einstellungen für die

Installation (z.B. zu installierende Sprachen, Installationspfad usw.) und die benötigten Software-Pakete über ein speziell für das Premium Studio entwickeltes SETUP auswählen.

Die Installation erfolgt danach automatisch ("silent"), d.h. es sind keine weiteren Aktivitäten des Anwenders notwendig.

Der Aufwand für die Installation und Pflege der Software-Pakete reduziert sich mit dem Einsatz des Premium Studios deutlich.

Mit dem Premium Studio werden **keine Lizenzen** mitgeliefert.

Für die produktive Nutzung der installierten Software-Produkte muss der Anwender auf vorhandene Lizenzen der entsprechenden Version zurückgreifen oder neue Lizenzen bestellen.

Die Version des Satzes wird 2 Male in das Jahr erneuert.

torrent link

<http://rutracker.org/forum/viewtopic.php?t=2060069>

16.4 Francais

<http://support.automation.siemens.com/WW/view/de/31498142>

Premium Studio 2009 est le plus important package de logiciels d'ingénierie et d'exécution pour SIMATIC S7/C7, SIMATIC HMI, SIMATIC NET, SINUMERIK et SIMOTION, sur 3 supports de données (3 * 8Gb DVD).

Des configurations générales, telles que : les packages de logiciels requis, les langues qui doivent être installées, le chemin d'installation, etc., peuvent être sélectionnées par l'intermédiaire d'un SETUP spécifique.

L'installation se déroule alors de façon automatique (transparente), l'utilisateur n'a pas à faire de manipulations supplémentaires. L'utilisation de Premium Studio entraîne des gains de temps et de coût considérables pour l'installation et la maintenance du package de logiciels.

Aucune licence n'est incluse dans Premium Studio. Les licences doivent être obtenues séparément, soit en utilisant des licences déjà existantes de la version en question, soit en achetant de nouvelles licences.

La version de l'assortiment se renouvelle 2 fois par ann e.

torrent link

<http://rutracker.org/forum/viewtopic.php?t=2060069>

Top Level Intro

This page is printed before a new
top-level chapter starts

Part



XVI

17 Send keys

to send keys `plcsim@mail.ru`
to send links `plcnetru@mail.ru`

Top Level Intro

This page is printed before a new
top-level chapter starts

Part



18 Stuxnet, Ququ, Flame

See more info about Simatic users oriented virus

<http://www.symantec.com/connect/blogs/stuxnet-breakthrough>

<http://www.symantec.com/connect/blog-tags/w32flamer>

[http://www.symantec.com/connect/w32_duqu_precursor_next_stuxnet?
om_ext_cid=biz_socmed_uk_pv_181011_socialmedia_duquireport](http://www.symantec.com/connect/w32_duqu_precursor_next_stuxnet?om_ext_cid=biz_socmed_uk_pv_181011_socialmedia_duquireport)

Index

- C -

CAL license 36, 83
Count key SIFC*.ekb 33

- F -

Find key 28
Floating key SIFL 33

- I -

Install key 30, 31, 36

- L -

List index out of bounds 55, 104

- P -

powerpack license key SIUP*.EKB 71, 111
Premium Studio DVD 462
problems 50, 104

- R -

Rental keys SIRT*.ekb 33
Rental keys SITT*.ekb 33

- S -

Siemens.exe 31
Simatic IT 398
Single key SISL*.ekb 33

- T -

Trial key SITTA*.ekb 36

Endnotes 2... (after index)

Back Cover